



US00D880864S

(12) **United States Design Patent**  
**Graffeo**

(10) **Patent No.:** **US D880,864 S**

(45) **Date of Patent:** **\*\* Apr. 14, 2020**

(54) **BIRD-SHAPED ORNAMENT**

(71) Applicant: **Grace Tech LLC**, San Francisco, CA  
(US)

(72) Inventor: **Erika M. Graffeo**, San Francisco, CA  
(US)

(73) Assignee: **Grace Tech LLC**, San Francisco, CA  
(US)

(\*\*) Term: **15 Years**

(21) Appl. No.: **29/664,472**

(22) Filed: **Sep. 25, 2018**

**Related U.S. Application Data**

(62) Division of application No. 29/584,634, filed on Nov. 16, 2016, now Pat. No. Des. 831,966.

(51) **LOC (12) Cl.** ..... **03-01**

(52) **U.S. Cl.**  
USPC ..... **D3/318**

(58) **Field of Classification Search**  
USPC ..... D3/232-233, 240-243, 245-246, 318;  
D21/383; D11/141, 137, 162  
CPC .... A45C 1/024; A45C 3/06; A63H 2027/1008  
See application file for complete search history.

(56) **References Cited**

**U.S. PATENT DOCUMENTS**

D150,781 S \* 8/1948 Katz ..... D11/58  
D202,437 S \* 9/1965 Benjamin ..... D11/58  
4,239,825 A \* 12/1980 Kaulfuss ..... A63H 33/16  
40/539  
D296,195 S \* 6/1988 Ditto ..... D11/137

(Continued)

*Primary Examiner* — Holly H Baynham

(74) *Attorney, Agent, or Firm* — Knobbe, Martens, Olson & Bear, LLP

(57) **CLAIM**

The ornamental design for a bird-shaped ornament, as shown and described.

**DESCRIPTION**

FIG. 1 is a front, top, right perspective view of the bird-shaped ornament.

FIG. 2 is a front elevation view of the bird-shaped ornament of FIG. 1.

FIG. 3 is a rear elevation view of the bird-shaped ornament of FIG. 1.

FIG. 4 is a right elevation view of the bird-shaped ornament of FIG. 1.

FIG. 5 is a left elevation view of the bird-shaped ornament of FIG. 1.

FIG. 6 is a top plan view of the bird-shaped ornament of FIG. 1.

FIG. 7 is a bottom plan view of the bird-shaped ornament of FIG. 1.

FIG. 8 is a front, top, right perspective view of the bird-shaped ornament with rear posts shown in dashed lines.

FIG. 9 is a front elevation view of the bird-shaped ornament of FIG. 8.

FIG. 10 is a rear elevation view of the bird-shaped ornament of FIG. 8 with rear posts shown in dashed lines.

FIG. 11 is a right elevation view of the bird-shaped ornament of FIG. 8 with rear posts shown in dashed lines.


FIG. 12 is a left elevation view of the bird-shaped ornament of FIG. 8 with rear posts shown in dashed lines.

FIG. 13 is a top plan view of the bird-shaped ornament of FIG. 8 with rear posts shown in dashed lines; and,

FIG. 14 is a bottom plan view of the bird-shaped ornament of FIG. 8 with rear posts shown in dashed lines.

The broken line portions in FIGS. 8, and 10-14 are for the purposes of illustrating unclaimed portions that form no part of the claimed design.

**1 Claim, 10 Drawing Sheets**



(56)

**References Cited**

U.S. PATENT DOCUMENTS

5,225,255 A \* 7/1993 Kaufuss ..... A63H 33/16  
428/16  
D394,418 S \* 5/1998 Schumacher ..... D11/158

\* cited by examiner




FIG. 1




FIG. 2




FIG. 3

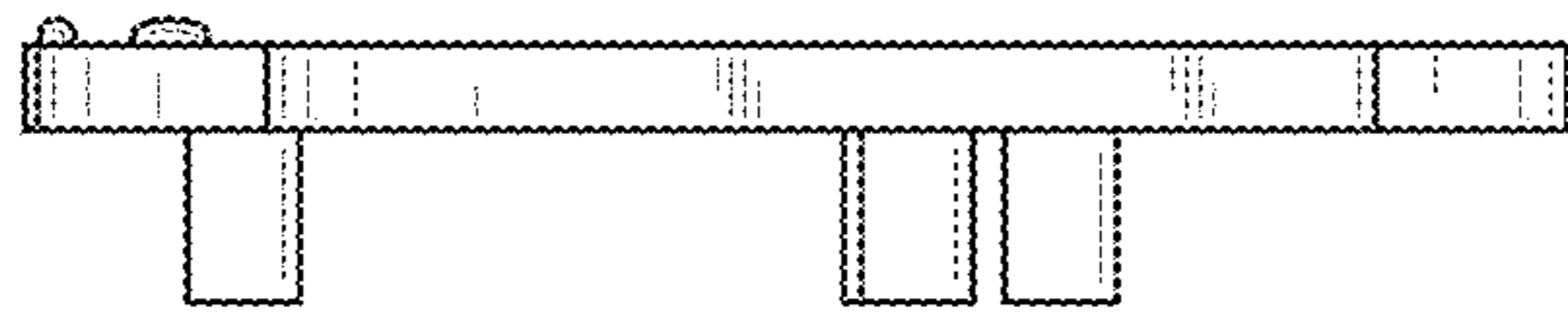


FIG. 5

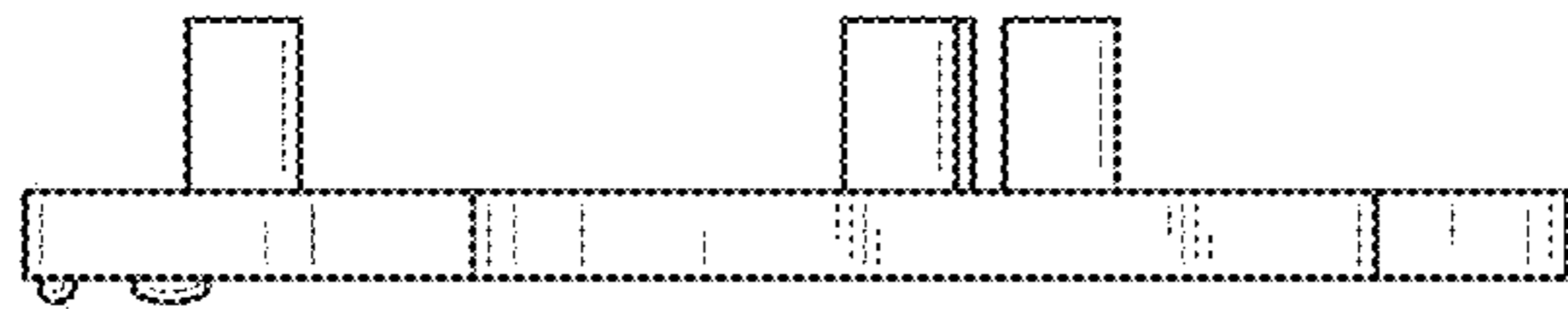


FIG. 4

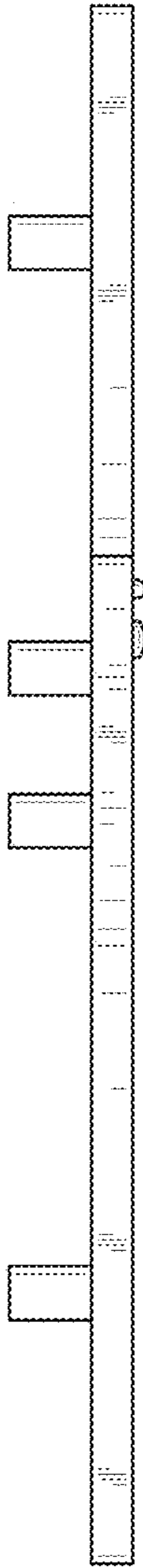


FIG. 6

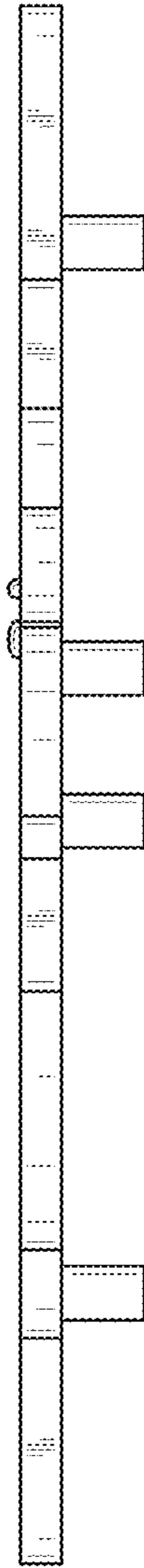


FIG. 7




FIG. 8






FIG. 9




FIG. 10

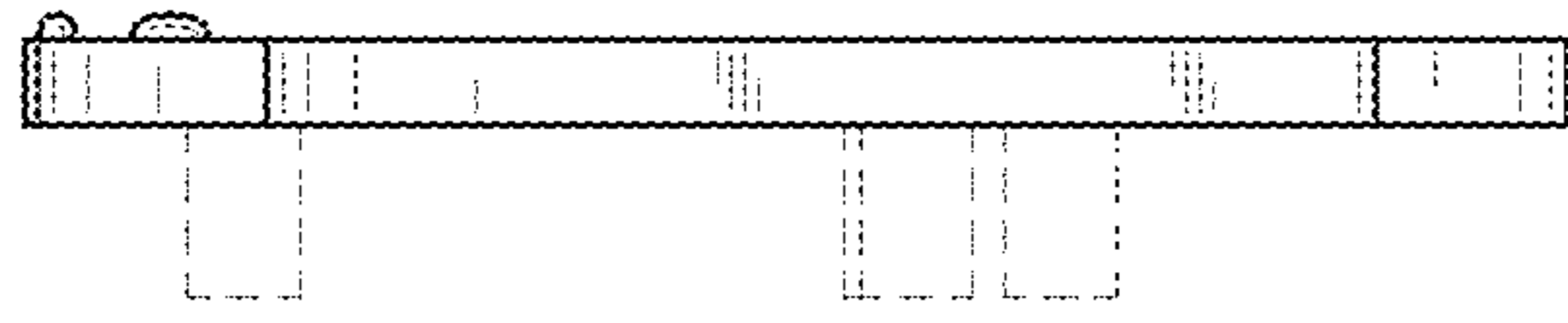


FIG. 12

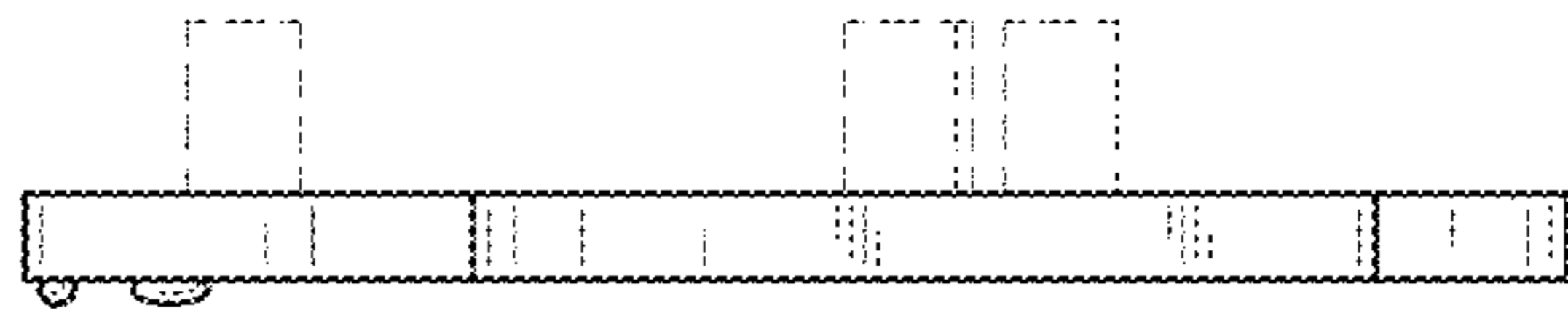


FIG. 11

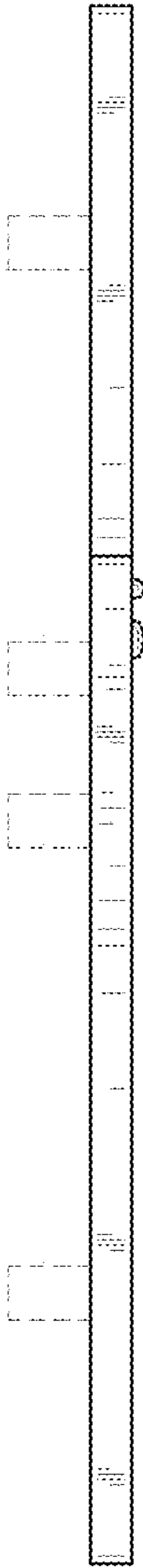


FIG. 13




FIG. 14