



US00D880852S

(12) **United States Design Patent**  
**Gigliotti**

(10) **Patent No.:** **US D880,852 S**

(45) **Date of Patent:** **\*\* Apr. 14, 2020**

- (54) **CUP COLLAR**
- (71) Applicant: **Paul Gigliotti**, Mountain Home, AR (US)
- (72) Inventor: **Paul Gigliotti**, Mountain Home, AR (US)
- (\*\*) Term: **15 Years**
- (21) Appl. No.: **29/634,233**
- (22) Filed: **Jan. 19, 2018**
- (51) **LOC (12) Cl.** ..... **03-01**
- (52) **U.S. Cl.**  
USPC ..... **D3/229; D7/619.1**
- (58) **Field of Classification Search**  
USPC ..... D7/619.1-625; D3/229, 202, 215  
CPC ..... A45F 5/00; A45F 5/021; A45F 2005/006;  
A45F 2005/008; A45F 2005/0583; A45F  
3/14; A45F 2005/142; B60N 3/103; B60N  
3/107; A47G 23/0208; A47G 23/0216;  
A47G 23/0241; A47G 23/0266  
See application file for complete search history.

- 5,431,319 A \* 7/1995 Cavadini ..... A45F 3/14  
224/250
- 5,454,497 A \* 10/1995 Kettelson ..... A45F 5/00  
211/74
- D378,022 S \* 2/1997 Chen ..... D3/229
- D388,604 S \* 1/1998 Castro ..... D3/229
- 5,913,463 A \* 6/1999 Carr ..... A45F 5/00  
224/148.1
- 6,857,544 B2 \* 2/2005 Dahl ..... A45F 3/14  
224/148.4
- D625,513 S \* 10/2010 Carnes ..... D3/229
- D672,140 S \* 12/2012 Crofton-Sleigh ..... D3/229
- D739,683 S \* 9/2015 Krohn ..... D7/619.1
- D778,597 S \* 2/2017 Lynch ..... D3/229
- 2007/0108239 A1 \* 5/2007 San Nicholas ..... A45F 3/10  
224/148.6
- 2017/0360226 A1 \* 12/2017 Zeidan ..... B65D 41/26

\* cited by examiner

*Primary Examiner* — Terry A Wallace  
(74) *Attorney, Agent, or Firm* — Rashauna Norment

(57) **CLAIM**

The ornamental design for a cup collar, as shown and described.

**DESCRIPTION**

FIG. 1 is a perspective view of a cup collar, showing my new design;  
FIG. 2 is another perspective view of FIG. 1, shown in use;  
FIG. 3 is a top plan view of FIG. 1 thereof;  
FIG. 4 is a bottom plan view of FIG. 1 thereof;  
FIG. 5 is a first side elevation view of FIG. 1 thereof;  
FIG. 6 is a second side elevation view of FIG. 1 thereof; and,  
FIG. 7 is another perspective view of FIG. 1, shown in use.  
The broken lines are for illustrative purposes only and form no part of the claimed design.

**1 Claim, 7 Drawing Sheets**

(56) **References Cited**

**U.S. PATENT DOCUMENTS**

- 2,733,845 A \* 2/1956 Biro ..... A45F 5/00  
224/201
- D217,828 S \* 6/1970 Hilliard ..... D7/622
- 3,820,695 A \* 6/1974 Smith ..... A45C 11/20  
224/148.6
- D303,057 S \* 8/1989 Smith ..... D7/620
- D347,734 S \* 6/1994 Patterson ..... D3/229
- 5,390,838 A \* 2/1995 Jafarkhani ..... A45F 5/00  
224/148.4
- 5,407,110 A \* 4/1995 Marsh, Jr. .... A45F 5/00  
224/148.6
- 5,413,261 A \* 5/1995 Wu ..... A45F 3/14  
215/396

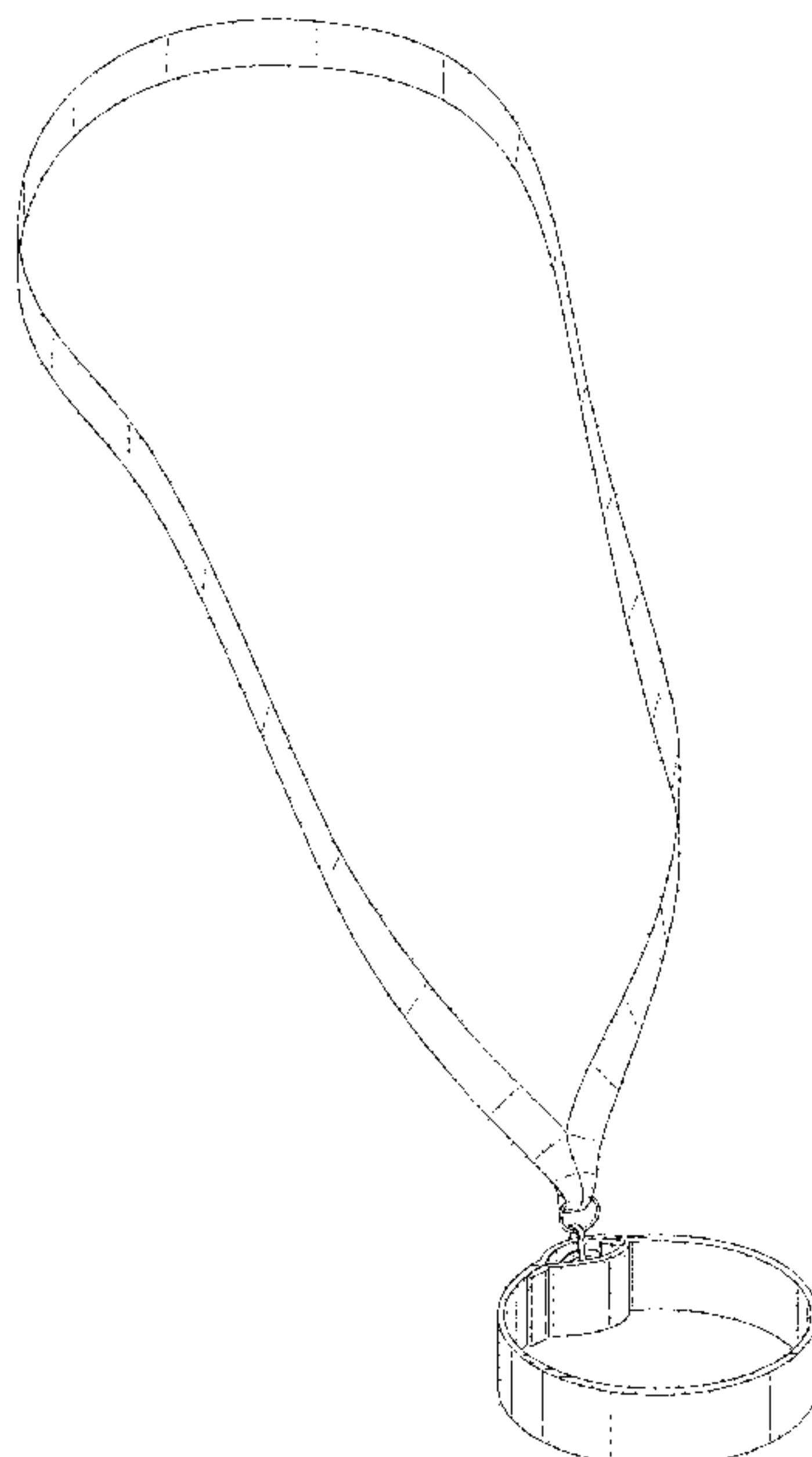
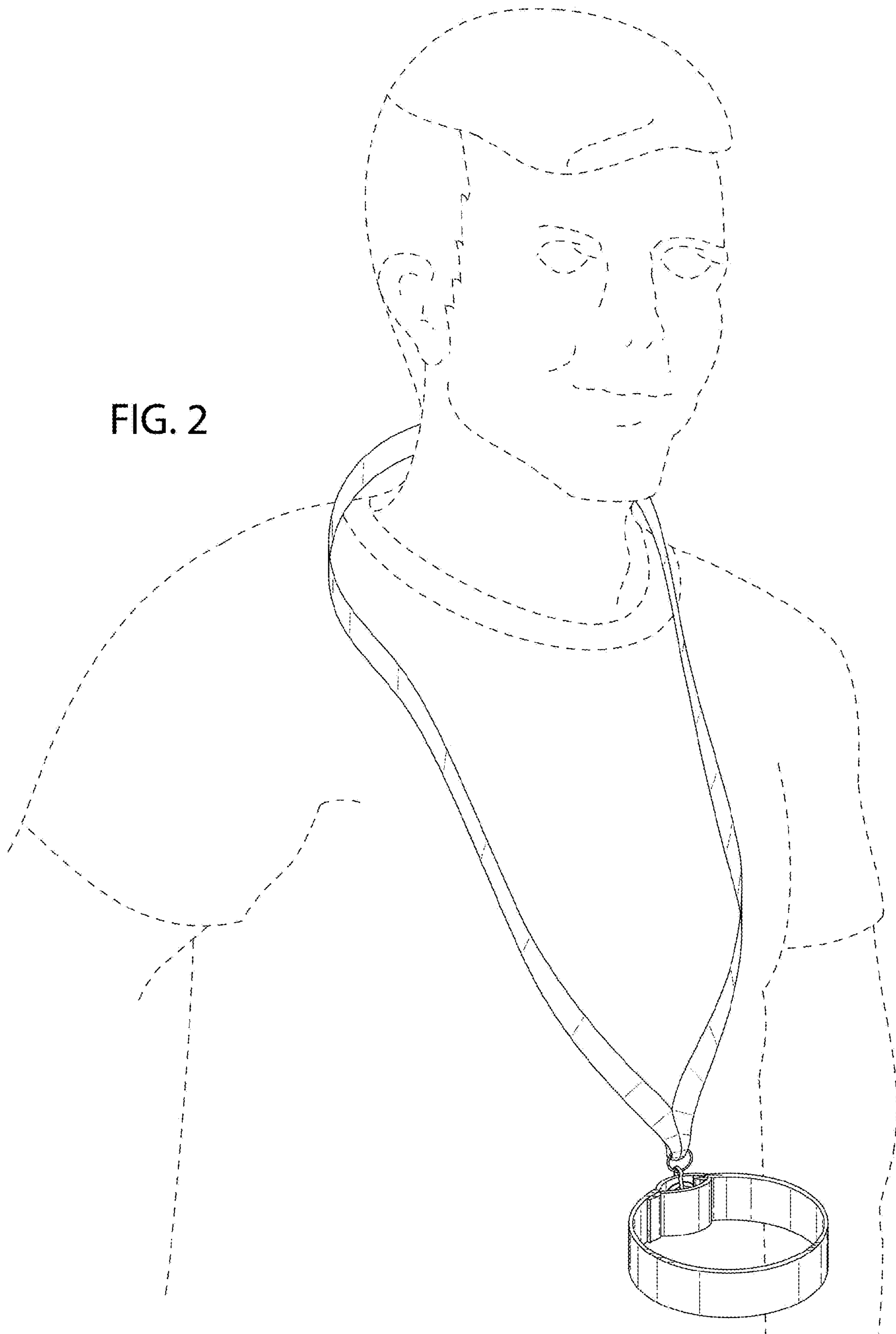




FIG. 1

FIG. 2



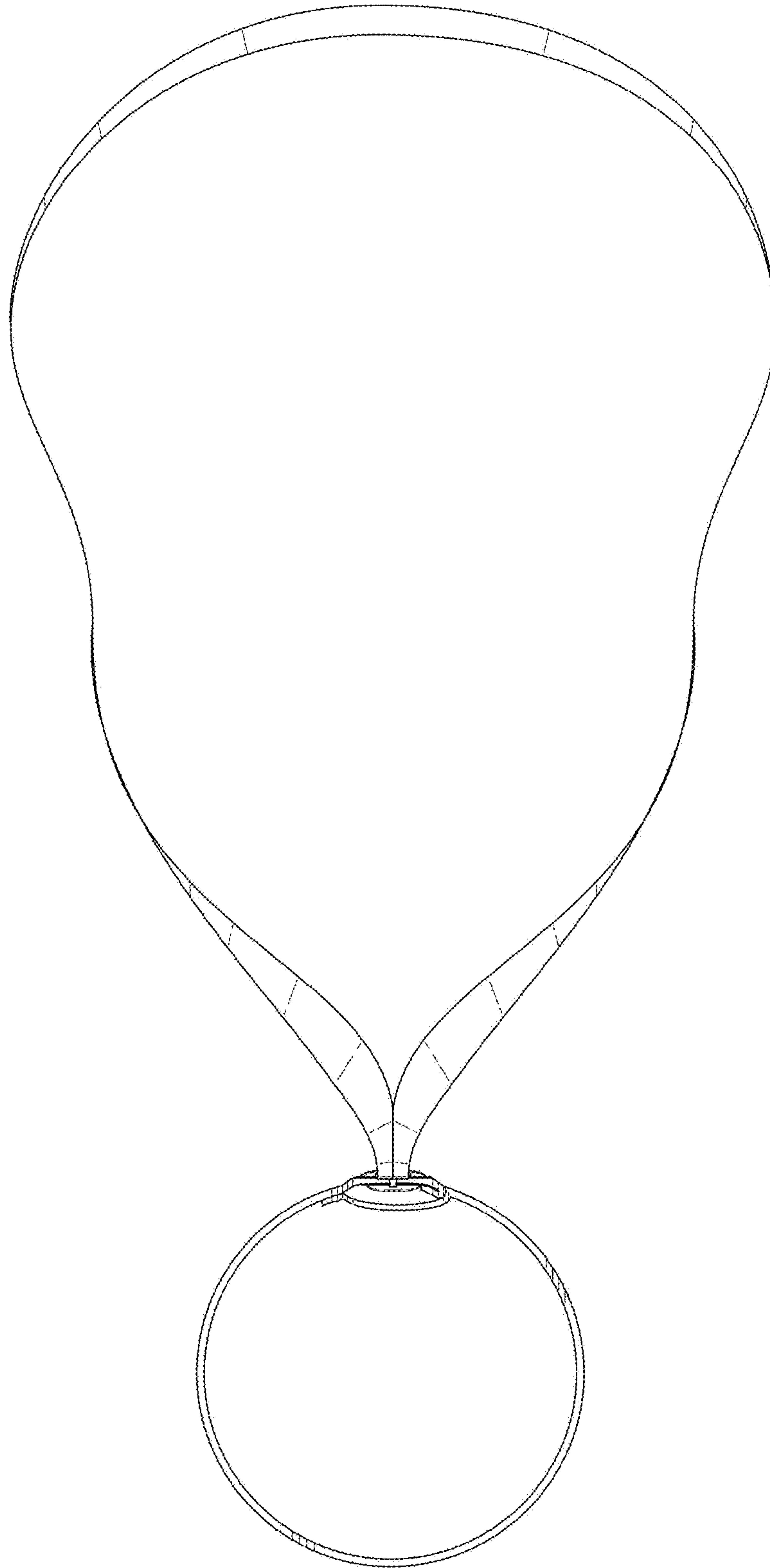


FIG. 3

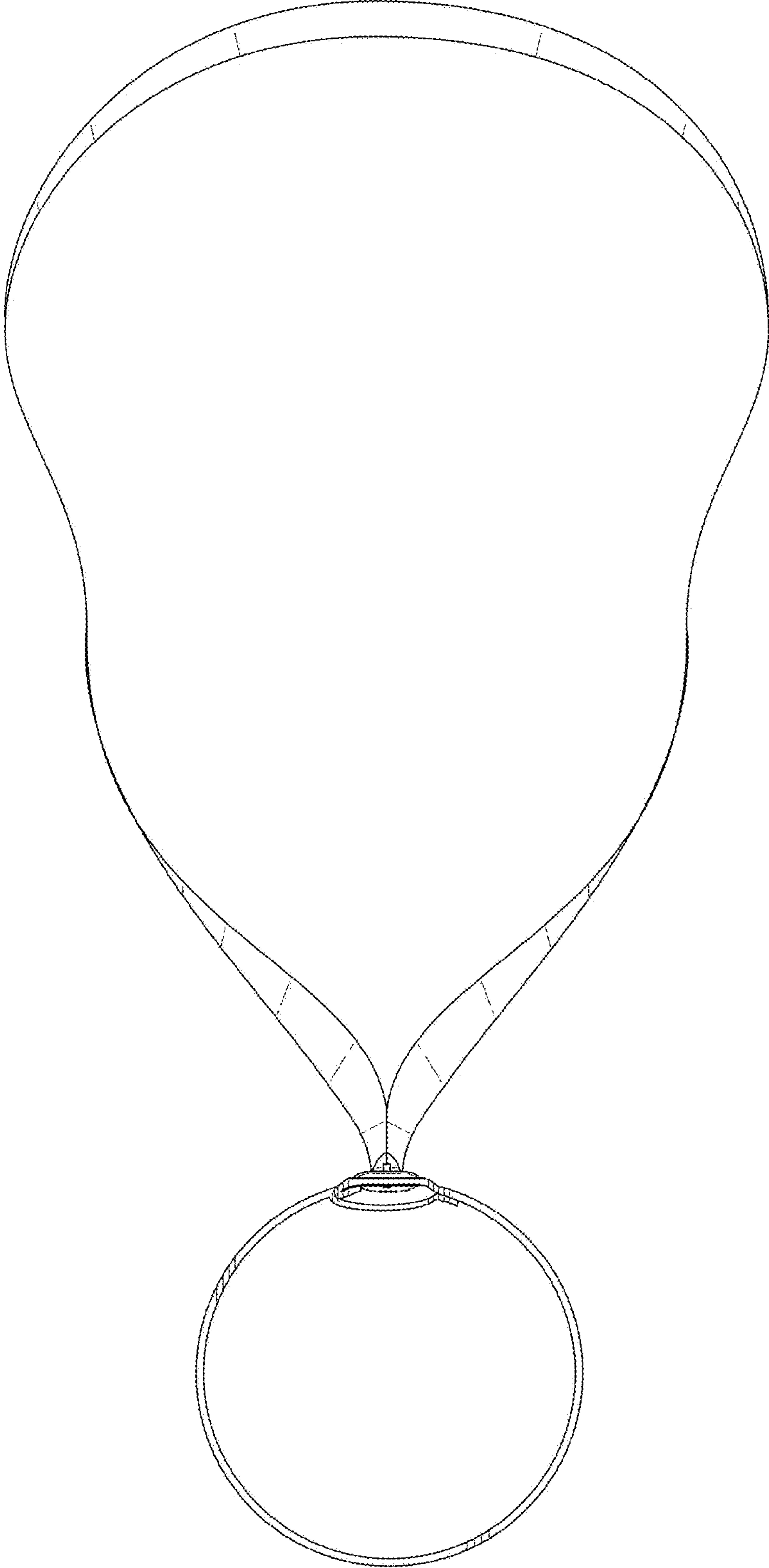


FIG. 4

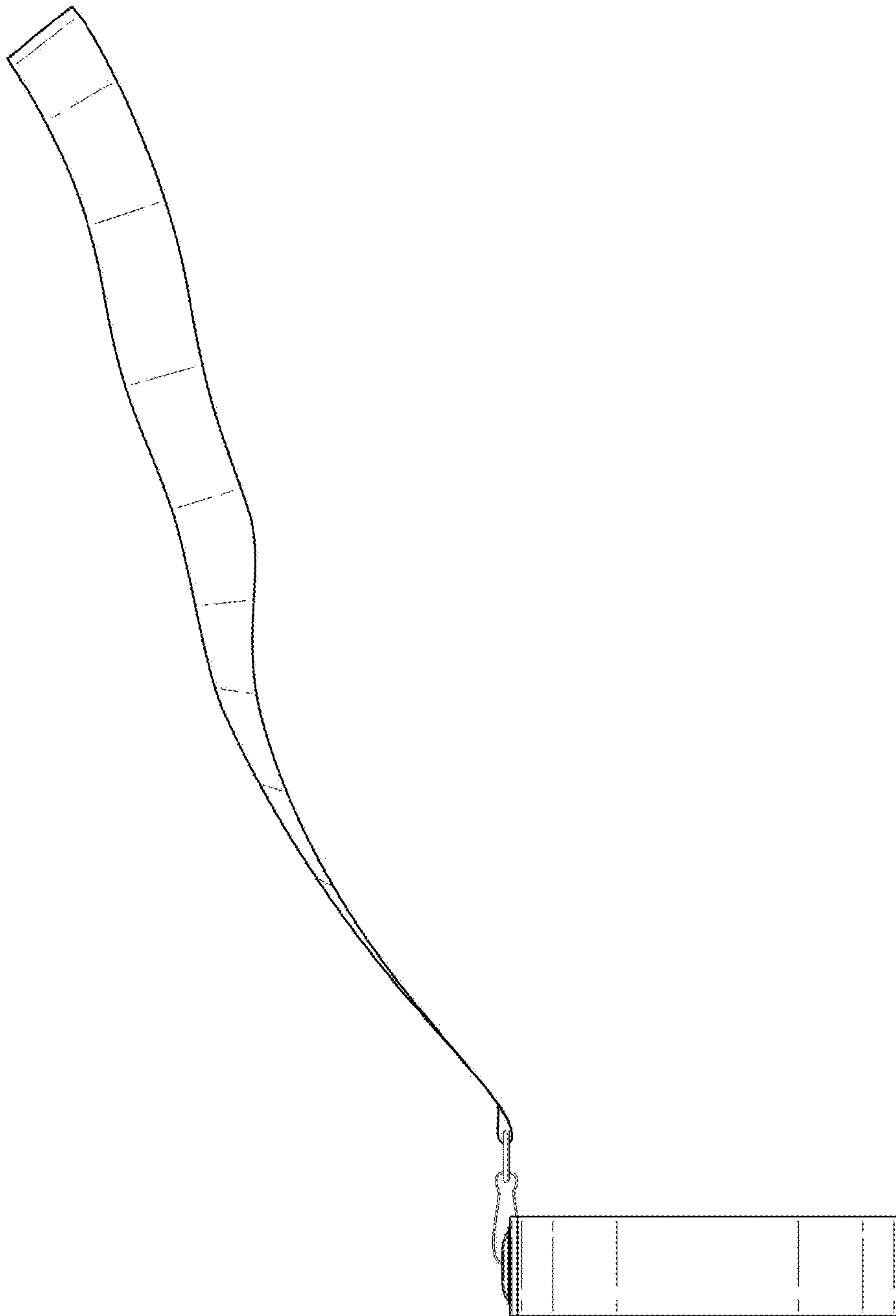


FIG. 5

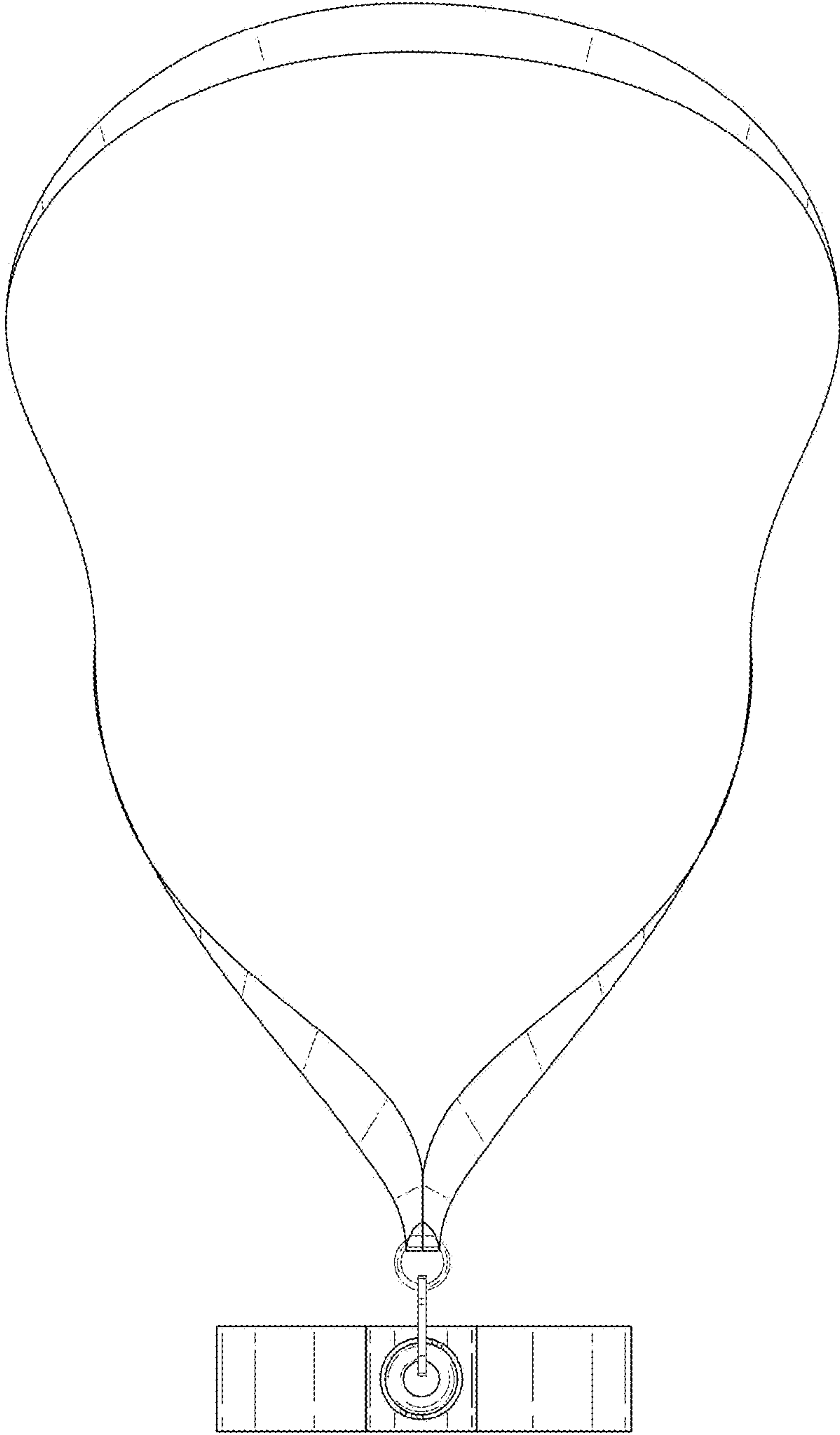


FIG. 6



FIG. 7

