



US00D880849S

(12) **United States Design Patent** (10) **Patent No.:** **US D880,849 S**  
**Voiles** (45) **Date of Patent:** **\*\* Apr. 14, 2020**

(54) **VEST PATCH** D387,899 S 10/1997 Okumura  
6,119,269 A \* 9/2000 Imler ..... A41D 13/0012  
(71) Applicant: **Brook Fishing Equipment LLC,** 6,516,555 B2 \* 2/2003 Buzzell ..... A01K 97/06  
Bozeman, MT (US) 43/57.1  
(72) Inventor: **Jarrett DeVon Voiles,** Bozeman, MT 9,022,269 B1 5/2015 Woodcock  
(US) 9,320,267 B2 4/2016 Smith  
9,913,463 B2 3/2018 Aston et al.  
D834,308 S \* 11/2018 Knudsen ..... D3/221  
(\*\*) Term: **15 Years** 2008/0289988 A1 11/2008 Sorensen  
2015/0047249 A1 2/2015 Smith  
2016/0205913 A1 7/2016 Aston et al.

(21) Appl. No.: **29/670,607**

(22) Filed: **Nov. 17, 2018**

(51) **LOC (12) Cl.** ..... **03-01**

(52) **U.S. Cl.**  
USPC ..... **D3/221**

(58) **Field of Classification Search**  
USPC ..... D3/215, 221, 224, 226; 43/57.1;  
206/315.11; 224/219, 222, 267, 269, 165,  
224/152  
CPC ..... A45F 5/00; A45F 2005/0008; A45F  
2200/0516; G04B 37/1486; G06F 1/163;  
A01K 97/06

See application file for complete search history.

(56) **References Cited**

**U.S. PATENT DOCUMENTS**

2,978,830 A 2/1959 Killian  
3,507,071 A 4/1970 Bryson  
3,769,741 A 11/1973 Hessler et al.  
4,186,511 A 2/1980 Slacter  
5,438,791 A \* 8/1995 Sherrod ..... A01K 97/06  
43/57.1  
5,454,185 A 10/1995 Love  
5,604,958 A \* 2/1997 Anscher ..... A45C 7/0086  
224/197  
5,639,005 A 6/1997 Chouinard

\* cited by examiner

*Primary Examiner* — Randall H Gholson

(74) *Attorney, Agent, or Firm* — Antoinette M. Tease

(57) **CLAIM**

The design for a vest patch, as shown and described.

**DESCRIPTION**

FIG. 1 is a first perspective view of a vest patch showing the new design.

FIG. 2 is a second perspective view of a vest patch showing the new design.

FIG. 3 is a top view of a vest patch showing the new design.

FIG. 4 is a bottom view of a vest patch showing the new design.

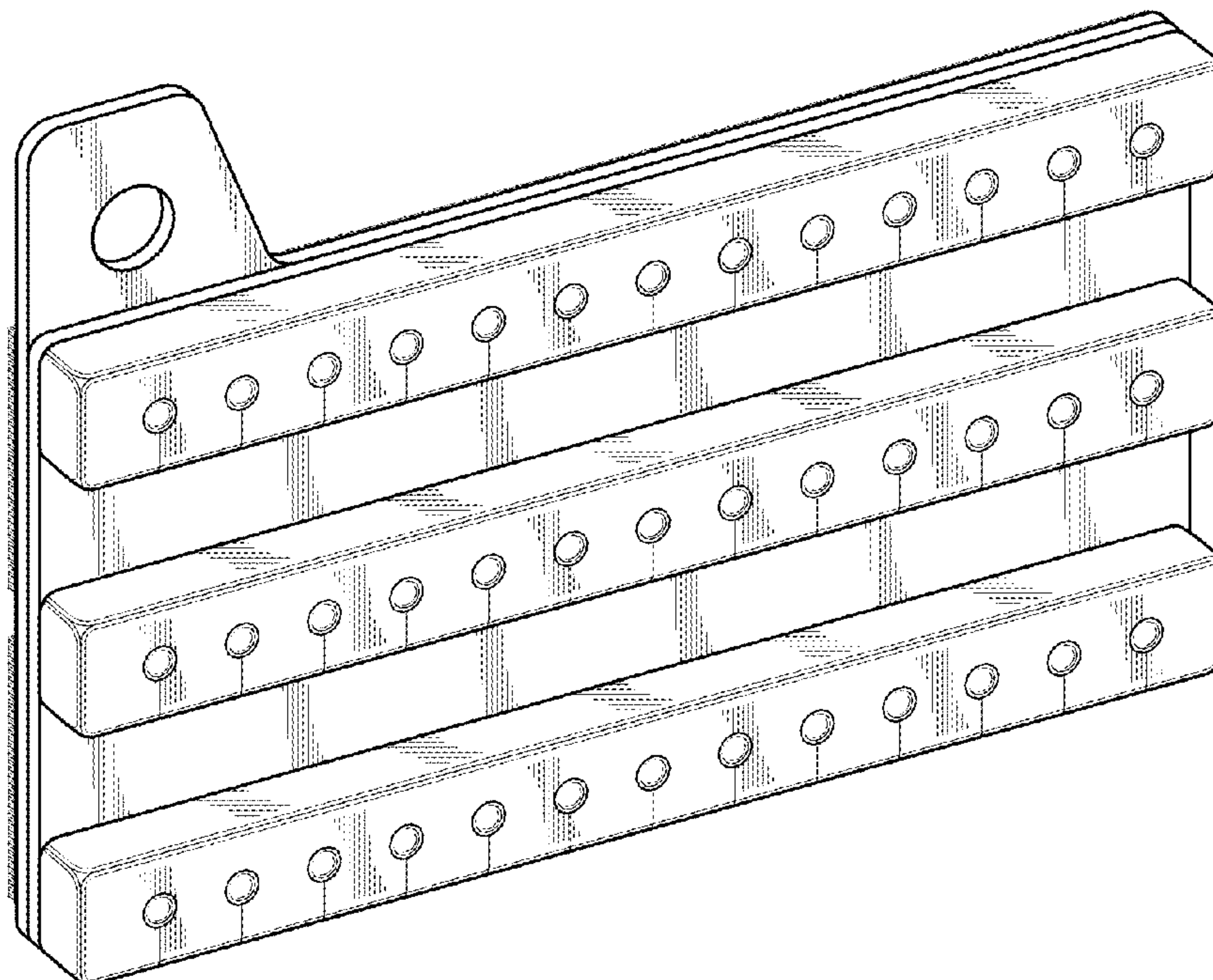
FIG. 5 is a first side view of a vest patch showing the new design.

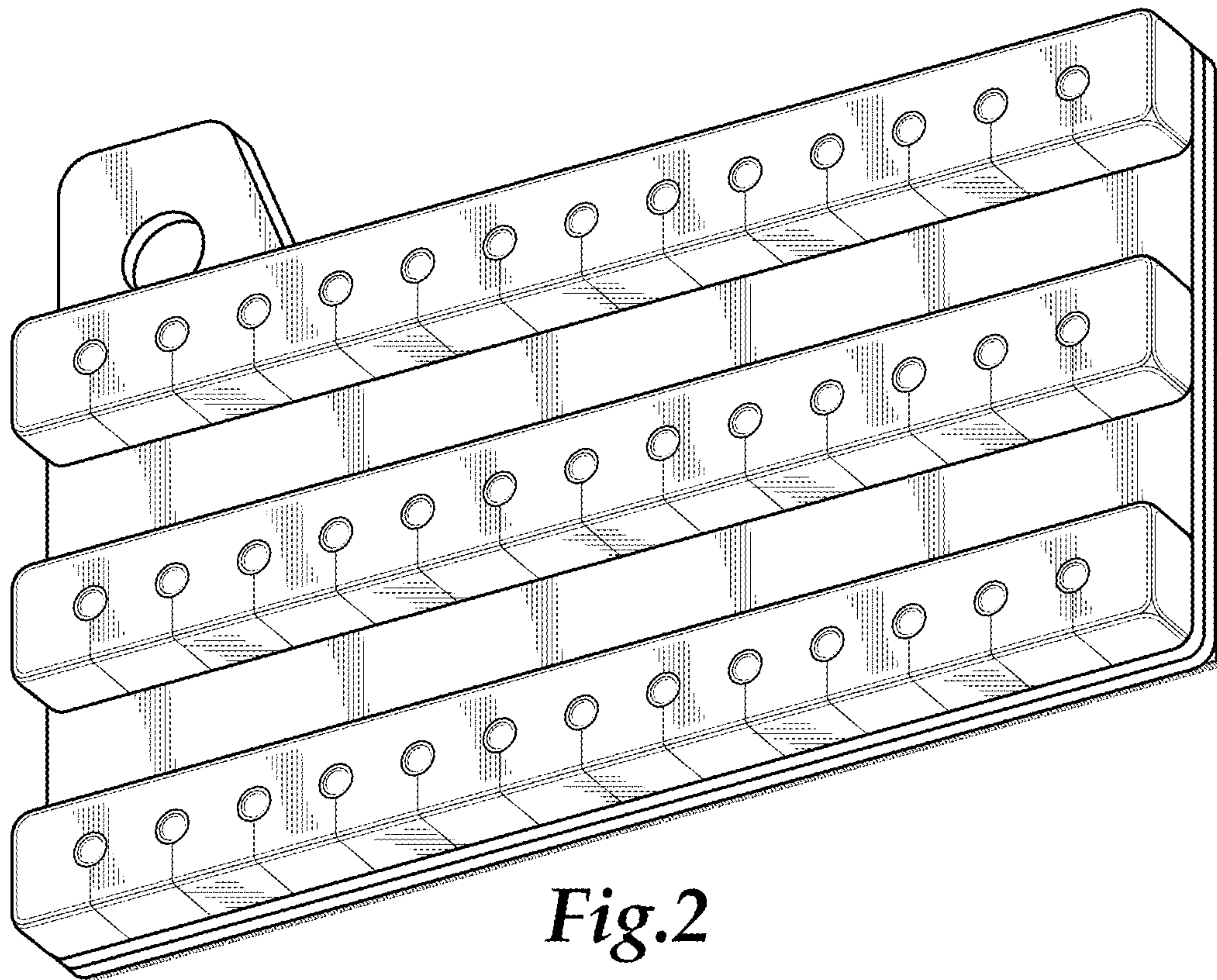
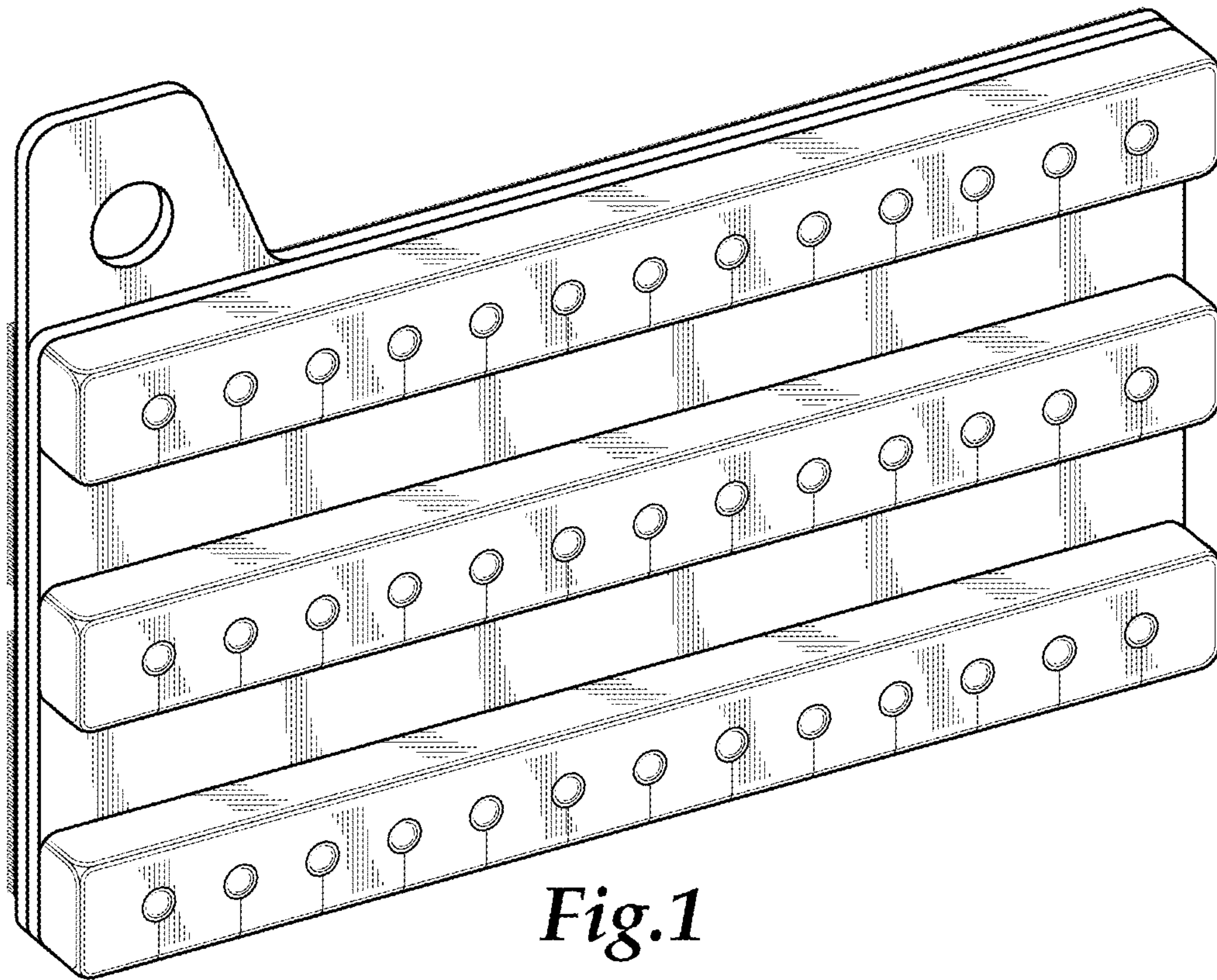
FIG. 6 is a second side view of a vest patch showing the new design.

FIG. 7 is a front view of a vest patch showing the new design; and,


FIG. 8 is a rear view of a vest patch showing the new design.

**1 Claim, 2 Drawing Sheets**

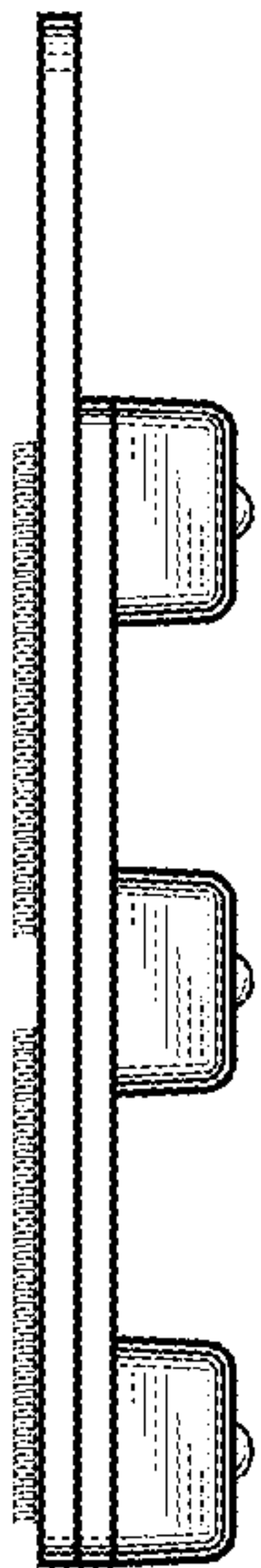




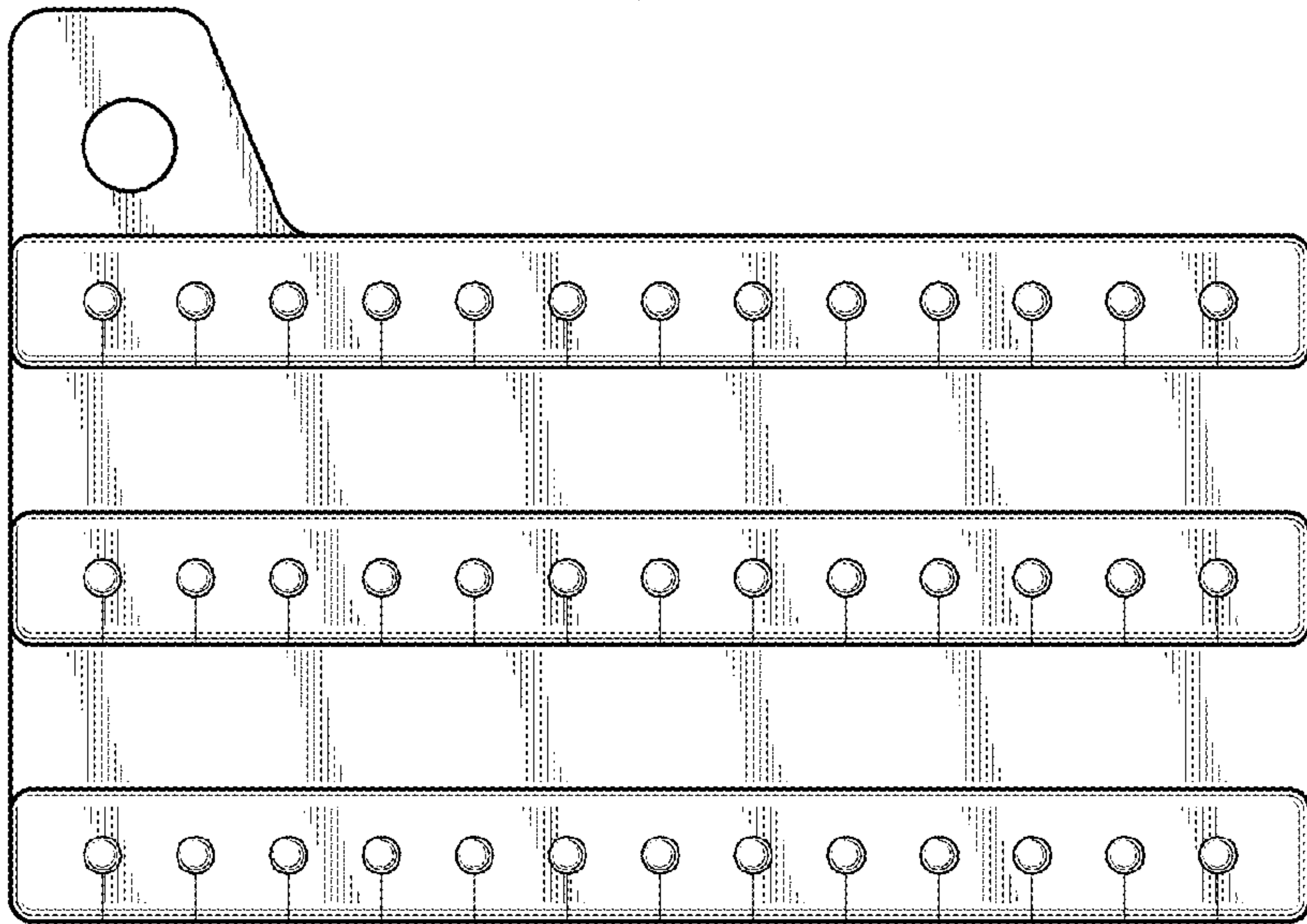




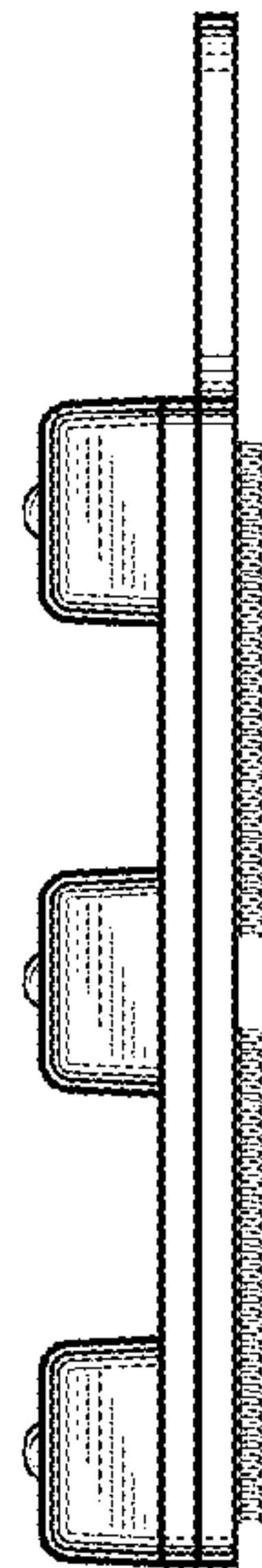
*Fig. 3*



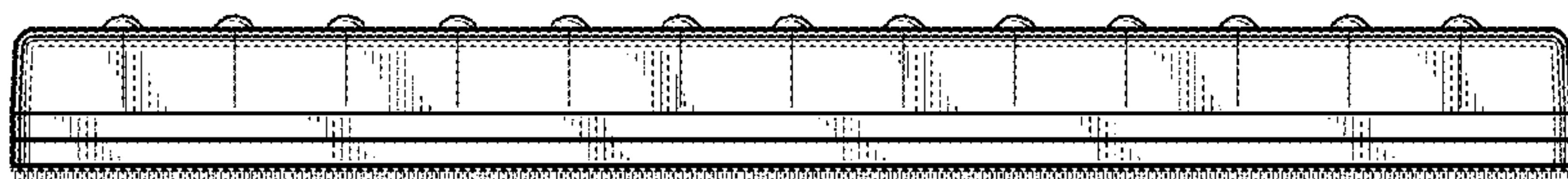
*Fig. 5*



*Fig. 7*



*Fig. 6*



*Fig. 4*

*Fig. 8*

