



US00D880837S

(12) **United States Design Patent**
Stauffer

(10) **Patent No.:** **US D880,837 S**

(45) **Date of Patent:** **** Apr. 14, 2020**

(54) **SHOE**

(71) Applicant: **NIKE, Inc.**, Beaverton, OR (US)

(72) Inventor: **Morgan Stauffer**, Portland, OR (US)

(73) Assignee: **NIKE, Inc.**, Beaverton, OR (US)

(**) Term: **15 Years**

(21) Appl. No.: **29/649,016**

(22) Filed: **May 25, 2018**

(51) **LOC (12) Cl.** **02-04**

(52) **U.S. Cl.**
USPC **D2/973**

(58) **Field of Classification Search**
USPC D2/896, 897, 902, 907, 908, 923,
D2/943-946, 969, 970, 972-974
CPC ... A43B 23/0235; A43B 23/047; A43B 23/02;
A43B 5/00
See application file for complete search history.

(56) **References Cited**

U.S. PATENT DOCUMENTS

D451,269 S	*	12/2001	Burt	D2/972
D612,144 S	*	3/2010	Bosomworth	D2/972
D621,598 S	*	8/2010	Leleu	D2/972
D718,039 S	*	11/2014	McMillan	D2/973
D721,884 S	*	2/2015	Harlow	D2/972
D725,886 S	*	4/2015	Grenet	D2/972
D725,887 S	*	4/2015	Bosomworth	D2/972
D731,773 S	*	6/2015	Bosomworth	D2/972
D746,036 S	*	12/2015	Harlow	D2/972
D756,102 S	*	5/2016	Vega	D2/973
D771,931 S	*	11/2016	Rasmussen	D2/973
D781,550 S		3/2017	Lee		
D789,673 S		6/2017	Rasmussen		
D790,842 S	*	7/2017	Greenspan	D2/972
D792,084 S		7/2017	Rasmussen		
D796,828 S	*	9/2017	da Costa Pereira Machado	D2/972

D801,669 S		11/2017	Cochrane		
D802,291 S		11/2017	Petrenka		
D822,361 S	*	7/2018	Young	D2/972
D822,363 S	*	7/2018	Schenone	D2/973
D868,447 S	*	12/2019	Avar	D2/972

OTHER PUBLICATIONS

Nike Lunar Vapor Ultrafly Elite Men's Low Metal Baseball Cleat [online], retrieved Oct. 24, 2018], retrieved from Baseball Monkey [Internet] <URL: <<https://www.baseballmonkey.com/nike-852686-lunar-vapor-ultrafly-elite-mens-metal-cleats.html>> >; 1 color sheet, published date unknown, but prior to the filing date of the present application.

* cited by examiner

Primary Examiner — Kevin K Rudzinski

Assistant Examiner — Clare Ann Gannon

(74) *Attorney, Agent, or Firm* — Banner & Witcoff, Ltd.

(57) **CLAIM**

The ornamental design for a shoe, as shown and described.

DESCRIPTION

FIG. 1 is a front perspective view of a shoe showing my new design;

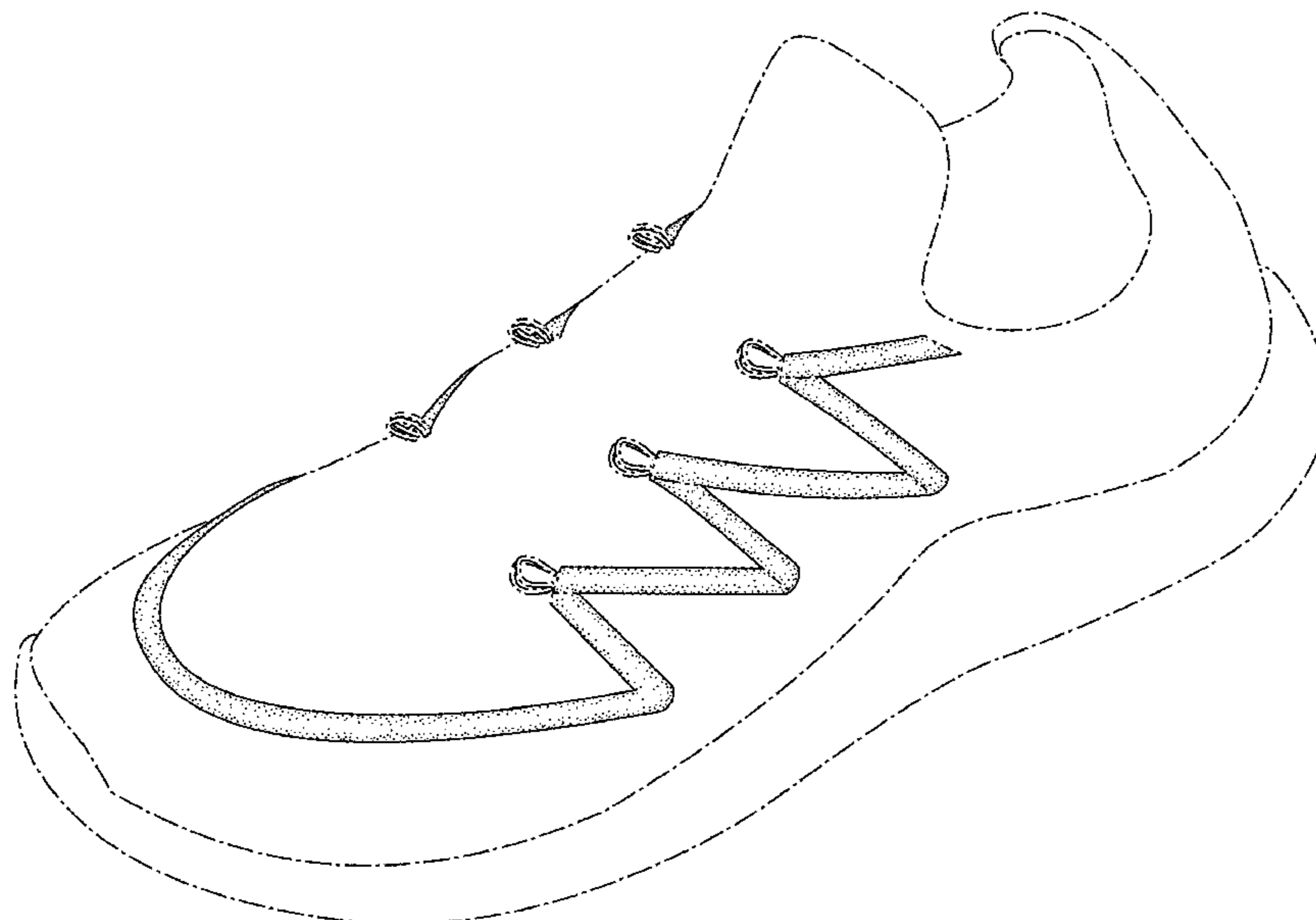
FIG. 2 is a side view thereof;

FIG. 3 is an opposite side view thereof; and,

FIG. 4 is a top view thereof.

The broken lines immediately adjacent to the shaded area define the bounds of the claimed design and form no part thereof. The broken lines within the shaded area show features that form no part of the claimed design. The broken lines depicting the remainder of the shoe show features that form no part of the claimed design.

1 Claim, 4 Drawing Sheets



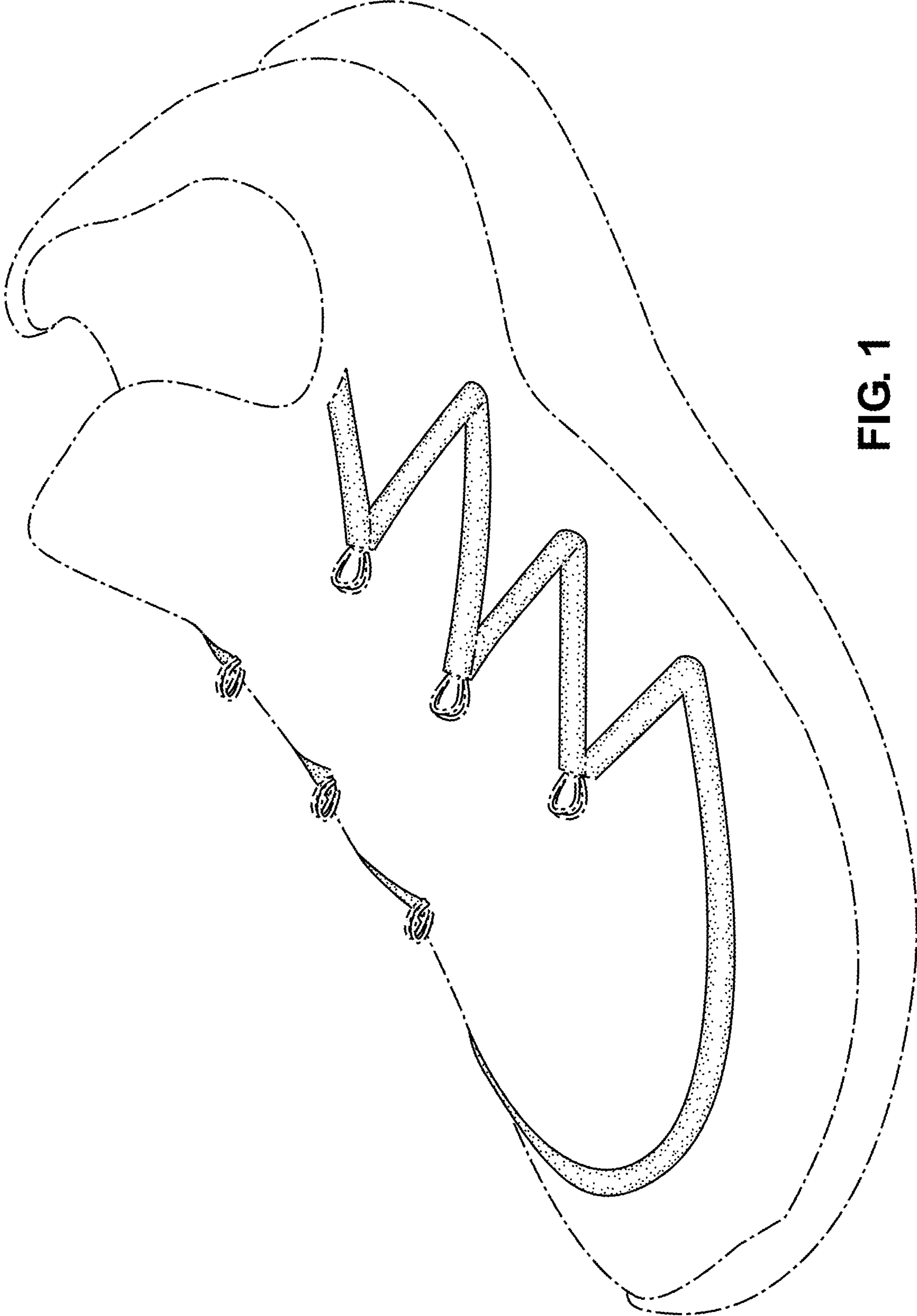


FIG. 1

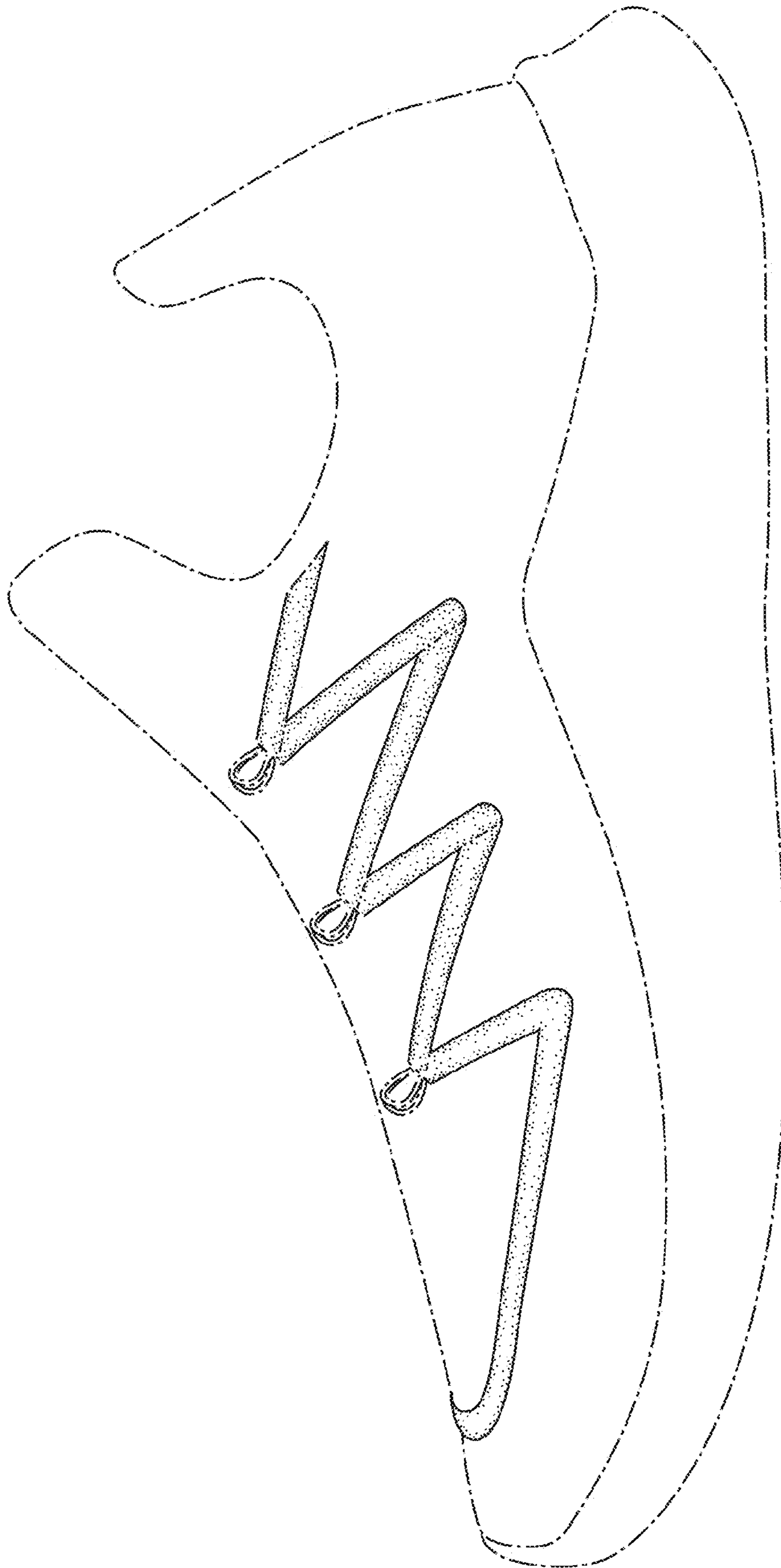


FIG. 2

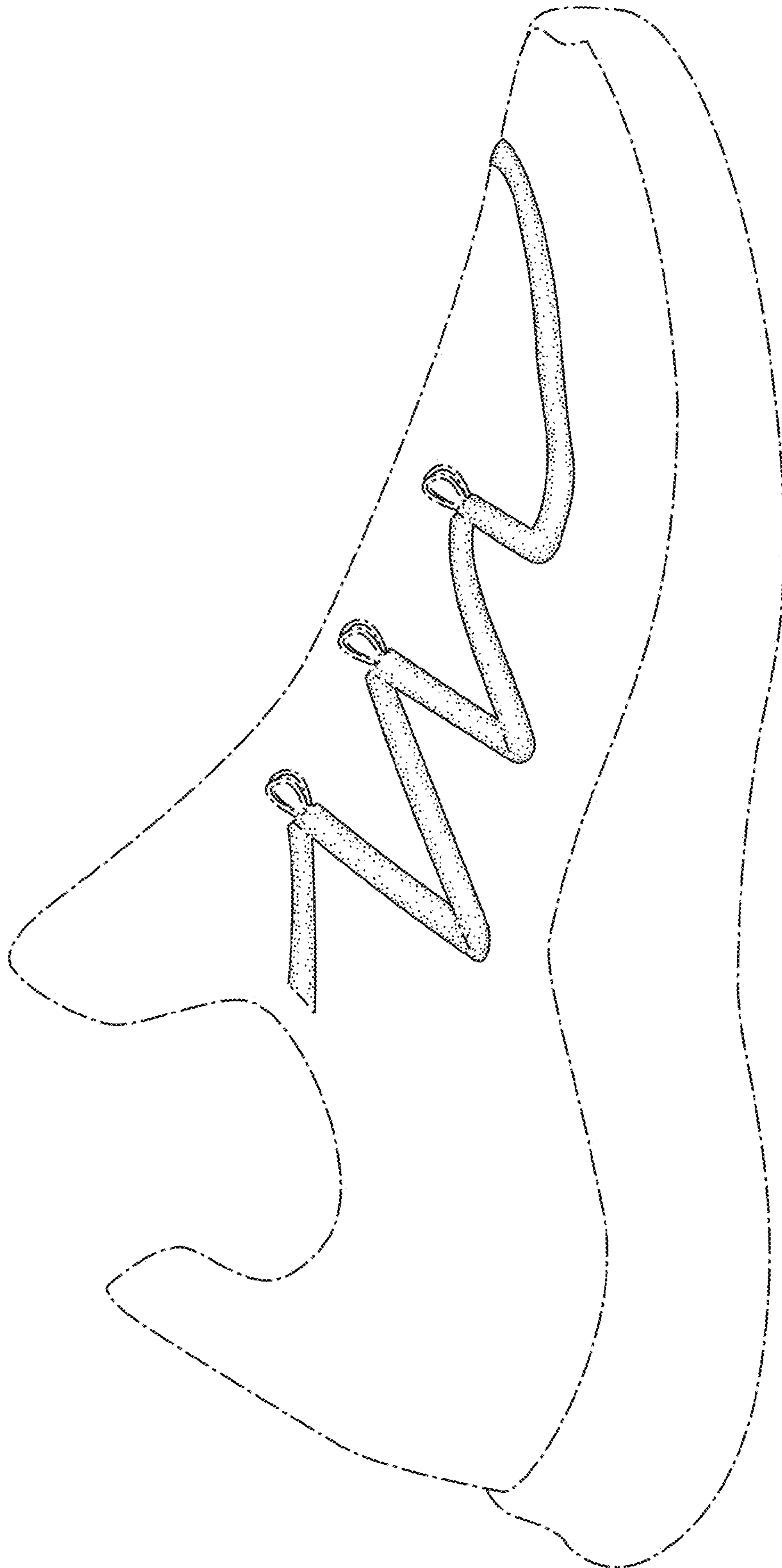


FIG. 3

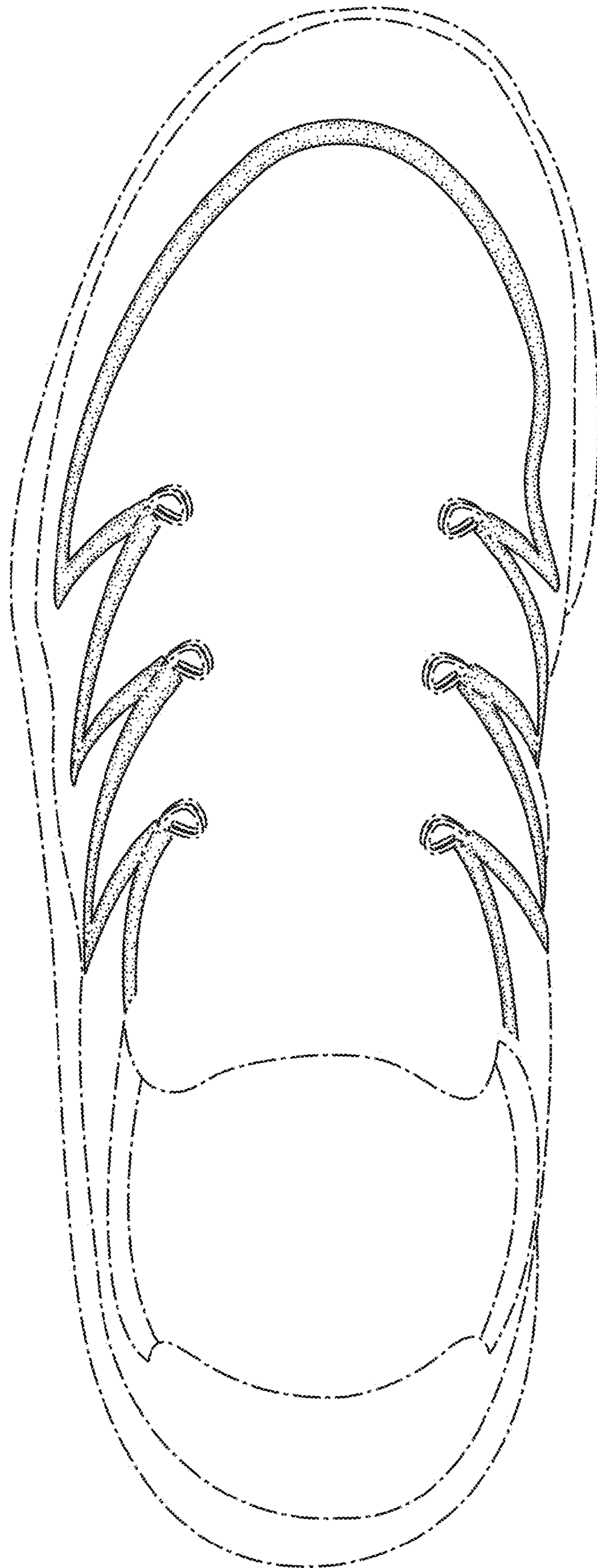


FIG. 4