



US00D880821S

(12) **United States Design Patent**
Vaccarello

(10) **Patent No.:** **US D880,821 S**
(45) **Date of Patent:** **** Apr. 14, 2020**

- (54) **SHOE**
- (71) Applicant: **YVES SAINT LAURENT**, Paris (FR)
- (72) Inventor: **Anthony Vaccarello**, Paris (FR)
- (73) Assignee: **YVES SAINT LAURENT**, Paris (FR)
- (**) Term: **15 Years**
- (21) Appl. No.: **29/660,658**
- (22) Filed: **Aug. 22, 2018**
- (30) **Foreign Application Priority Data**

Jul. 27, 2018 (EM) 005516994-0001

(51) **LOC (12) Cl.** **02-04**

(52) **U.S. Cl.**
USPC **D2/939**

(58) **Field of Classification Search**
USPC D2/896, 925-942, 946, 969, 971-974;
D5/47, 49, 50, 53, 54, 56, 60
CPC ... A43B 13/181; A43B 13/141; A43B 13/186;
A43B 13/188; A43B 23/00; A43B 23/02;
A43B 5/00; A43B 23/26; A43B 1/04;
A43B 11/14; A43B 7/00; A43B 3/12;
A43C 3/12; A43C 3/00; A43C 5/00;
A43C 7/00; A43C 11/004
See application file for complete search history.

(56) **References Cited**

U.S. PATENT DOCUMENTS

- D84,627 S * 7/1931 De Liso D2/939
- D94,332 S * 1/1935 Caldwell D2/971

- D100,052 S * 6/1936 Simons D2/939
- D100,317 S * 7/1936 Elkin D2/939
- D104,877 S * 6/1937 Perugia D2/939
- D106,547 S * 10/1937 Sutton D2/942
- D106,644 S * 10/1937 Benjamin D2/939
- D117,950 S * 12/1939 Gruensfelder D2/939
- D131,448 S * 2/1942 Sutcliffe D2/941
- D525,019 S * 7/2006 Kelsey D2/971
- D582,637 S * 12/2008 Guers-Neyraud D2/925
- D609,447 S * 2/2010 Choi D2/971
- D632,067 S * 2/2011 Issler D2/971
- D657,121 S * 4/2012 Issler D2/971
- D737,560 S * 9/2015 Sassi D2/971
- D772,544 S * 11/2016 Slimane D2/939
- D773,157 S * 12/2016 Slimane D2/925
- D773,789 S * 12/2016 Slimane D2/925
- D794,286 S * 8/2017 Osorio D2/939

* cited by examiner

Primary Examiner — Dominic V Simone

(74) *Attorney, Agent, or Firm* — Donald J. Ranft; Collen

(57) **CLAIM**

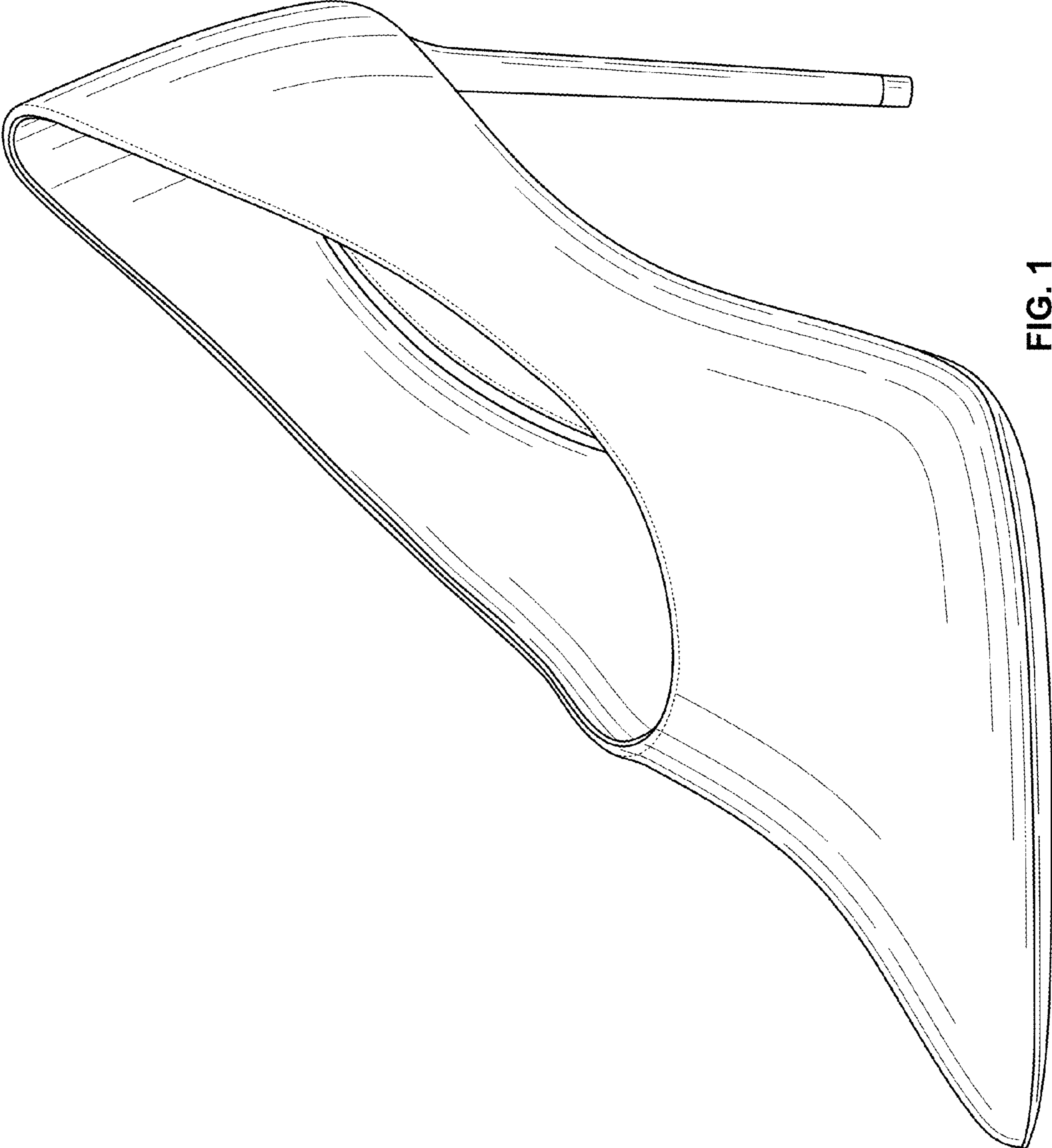
The ornamental design for a shoe, as shown and described.

DESCRIPTION

FIG. 1 is a front perspective view of a shoe showing my new design;
 FIG. 2 is a front view thereof;
 FIG. 3 is a rear view thereof;
 FIG. 4 is a right side view thereof;
 FIG. 5 is a left side view thereof;
 FIG. 6 is a top view thereof; and,
 FIG. 7 is a bottom view thereof.
 The portions of the shoe shown in broken lines represent thread stitching and do form a part of the claimed design.

1 Claim, 6 Drawing Sheets





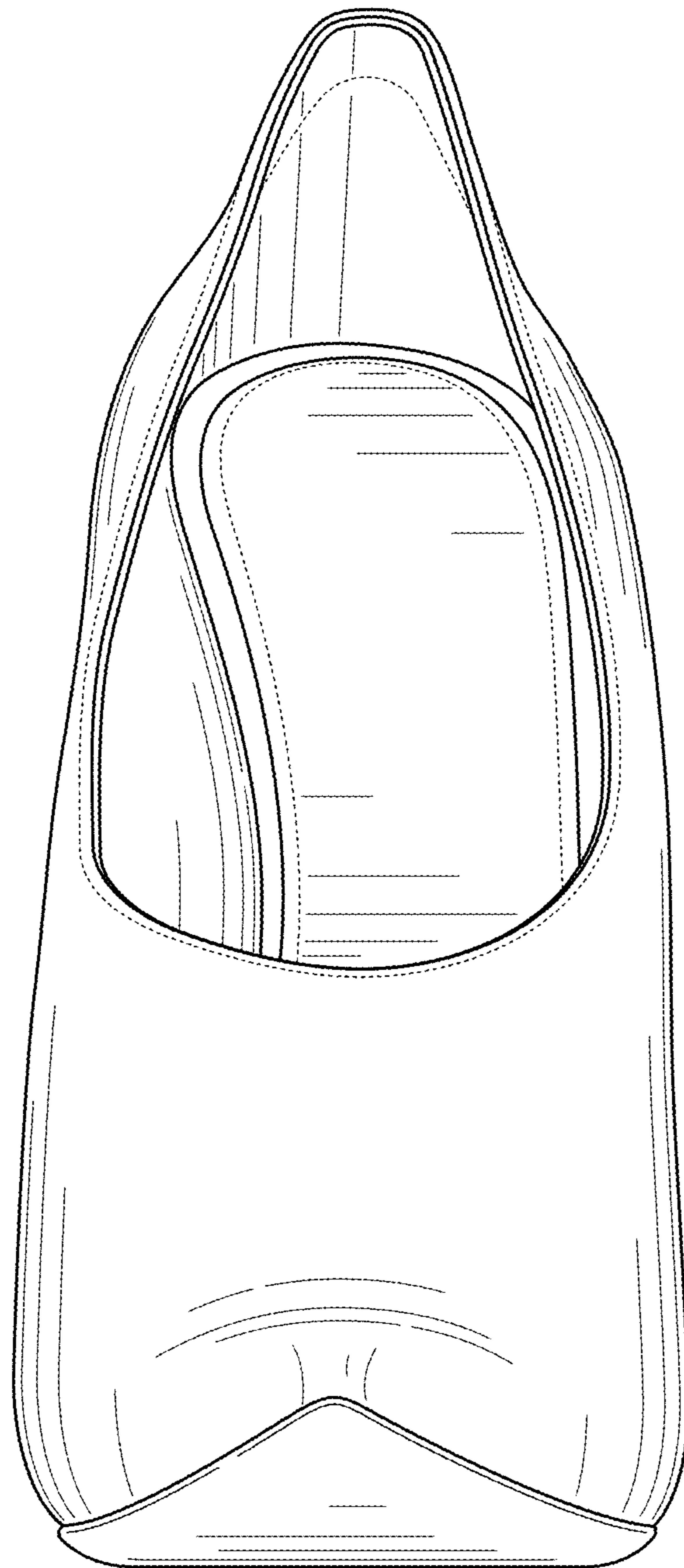


FIG. 2

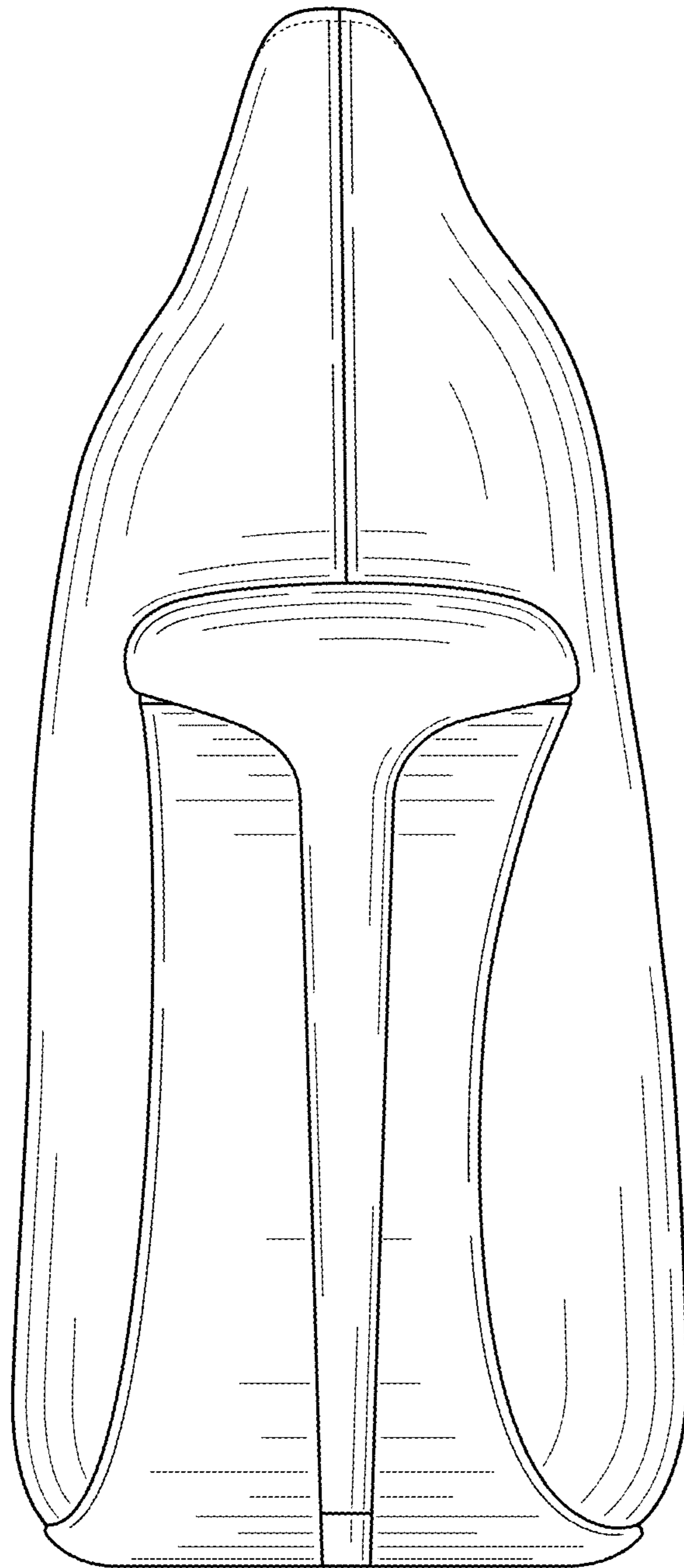


FIG. 3

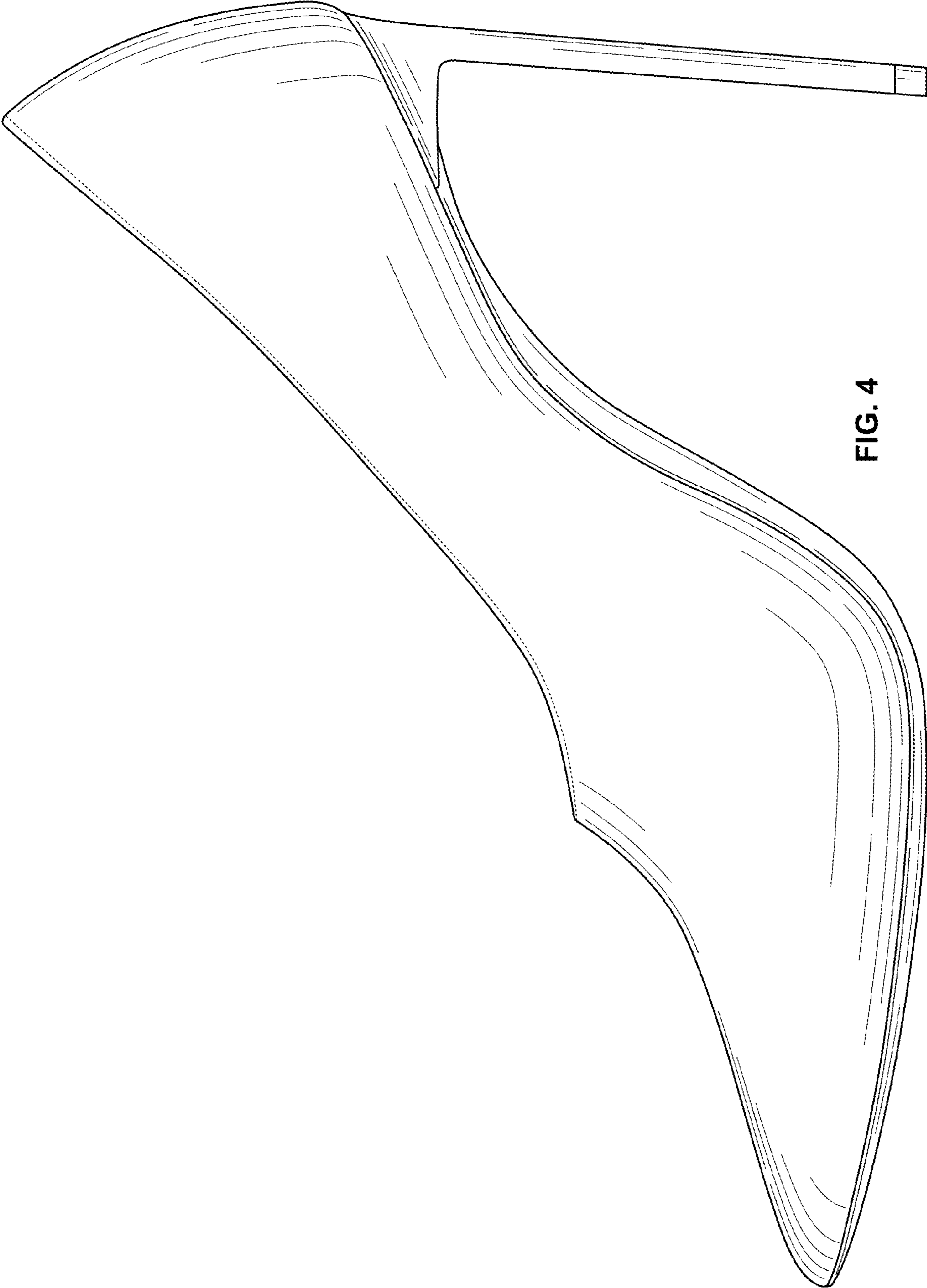


FIG. 4



FIG. 5

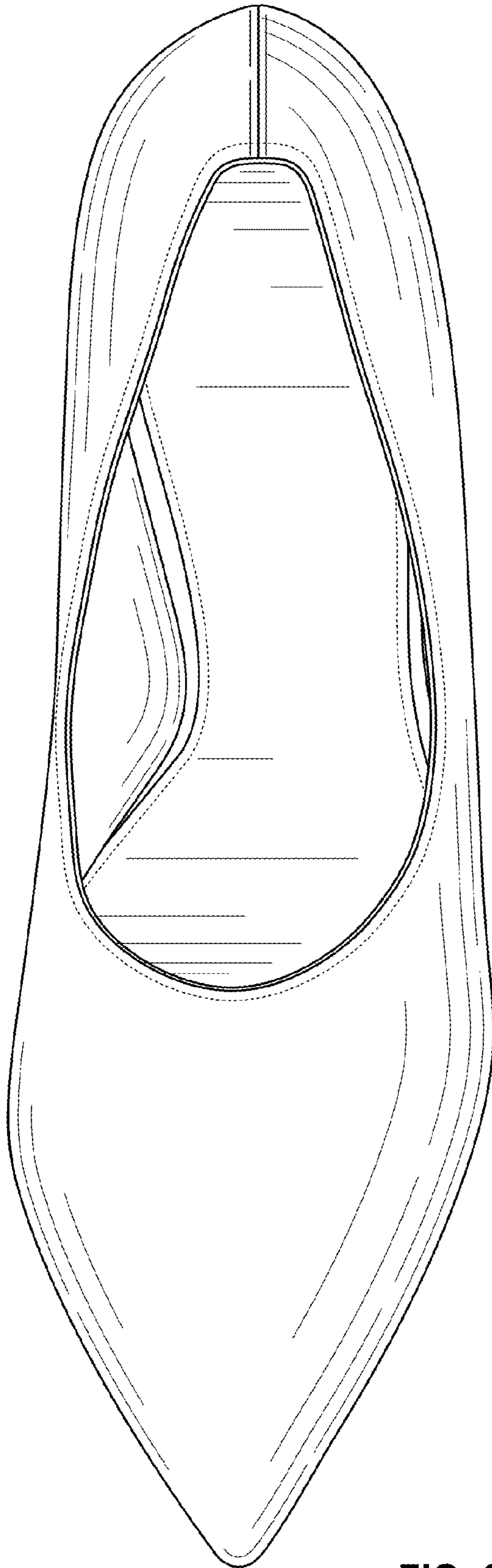


FIG. 6

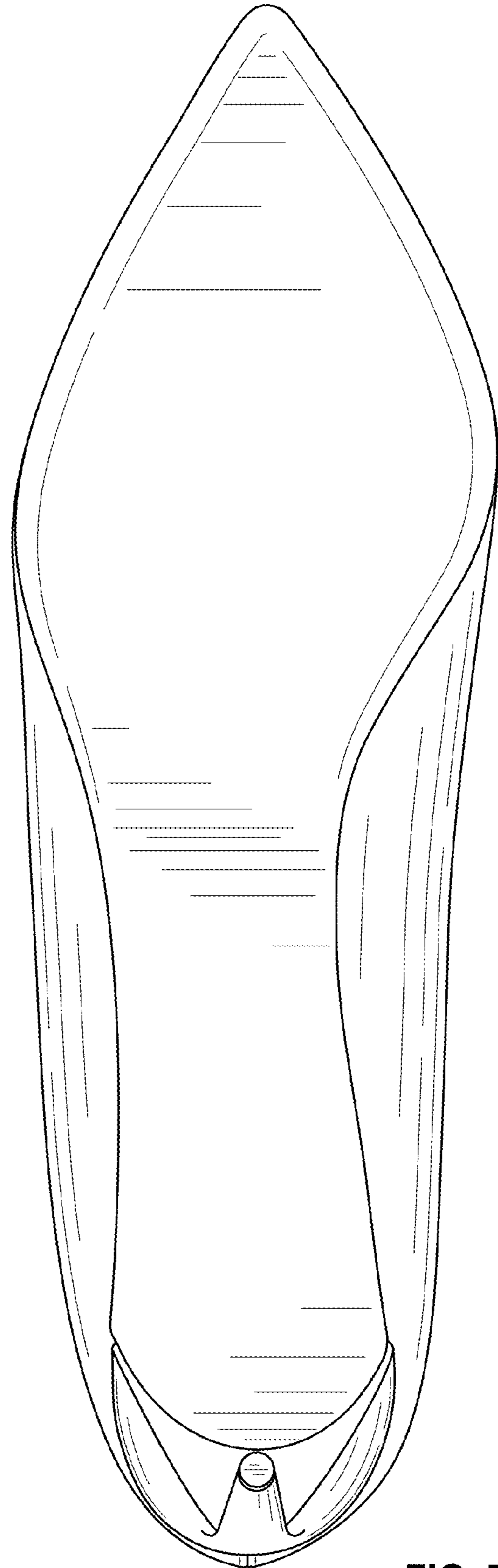


FIG. 7