



US00D880819S

(12) **United States Design Patent**
Verfl et al.

(10) **Patent No.:** **US D880,819 S**
(45) **Date of Patent:** **** Apr. 14, 2020**

- (54) **SHOE**
- (71) Applicant: **Cole Haan LLC**, New York, NY (US)
- (72) Inventors: **Mattias Verfl**, Greenland, NH (US);
Pablo Chao, Greenland, NH (US);
Jeffrey Mokos, Greenland, NH (US)
- (73) Assignee: **COLE HAAN LLC**, New York, NY (US)
- (**) Term: **15 Years**
- (21) Appl. No.: **29/672,128**
- (22) Filed: **Dec. 3, 2018**
- (51) **LOC (12) Cl.** **02-04**
- (52) **U.S. Cl.**
USPC **D2/908**; D2/954; D2/955; D2/960
- (58) **Field of Classification Search**
USPC D2/896, 902, 903, 905, 907, 908, 943,
D2/944, 945, 946, 947, 951, 954, 955,
D2/956, 960
CPC A43B 3/00; A43B 1/00; A43B 1/0009;
A43B 1/10; A43B 1/14; A43B 5/00;
A43B 5/001; A43B 5/002; A43B 5/003;
A43B 5/007; A43B 5/008; A43B 5/02;
A43B 5/06; A43B 5/08; A43B 5/10;
A43B 5/14; A43B 13/00; A43B 13/02;
A43B 13/04; A43B 13/32
See application file for complete search history.

- (56) **References Cited**
U.S. PATENT DOCUMENTS
D90,233 S * 7/1933 Daniels D2/972
D90,234 S * 7/1933 Daniels D2/969
D90,235 S * 7/1933 Daniels D2/972
D457,296 S * 5/2002 Burt D2/902
6,401,364 B1 * 6/2002 Burt A43B 1/00
36/3 A

D578,294 S *	10/2008	Mervar	D2/969
D579,186 S *	10/2008	Mervar	D2/969
8,065,818 B2 *	11/2011	Greene	A43B 9/00 36/45
D707,943 S *	7/2014	Nascimento	D2/969
D756,621 S *	5/2016	Weddle	D2/969
D801,028 S *	10/2017	Small	D2/972
D801,664 S *	11/2017	Small	D2/969
D813,502 S *	3/2018	Weidenbach Gerbase	D2/902
D829,425 S *	10/2018	Albrecht	D2/969
D845,591 S *	4/2019	Frank	D2/907
D847,481 S *	5/2019	Albrecht	D2/959
D856,653 S *	8/2019	Thompson	D2/969
D862,866 S *	10/2019	Albrecht	D2/969
D865,336 S *	11/2019	Jenkins	D2/907
D865,337 S *	11/2019	Laska	D2/907
D865,338 S *	11/2019	Verfl	D2/908
D866,932 S *	11/2019	Verfl	D2/907
2014/0150297 A1 *	6/2014	Holmes	A43B 13/125 36/103


(Continued)

Primary Examiner — Elizabeth J Oswecki
(74) *Attorney, Agent, or Firm* — Thompson Coburn LLP

(57) **CLAIM**
The ornamental design for a shoe, as shown and described.

DESCRIPTION
FIG. 1 is a first perspective view of a shoe showing our new design;
FIG. 2 is a second perspective view thereof;
FIG. 3 is a front view thereof;
FIG. 4 is a rear view thereof;
FIG. 5 is a lateral view thereof;
FIG. 6 is a medial view thereof;
FIG. 7 is a top view thereof; and,
FIG. 8 is a bottom view thereof.
The broken lines immediately adjacent the photographic area represent unclaimed boundaries of the design. The broken lines form no part of the claimed design.

1 Claim, 8 Drawing Sheets



(56)

References Cited

U.S. PATENT DOCUMENTS

2018/0325215 A1* 11/2018 T Stensen D04B 1/106

* cited by examiner



FIG. 1



FIG. 2




FIG. 3




FIG. 4




FIG. 5




FIG. 6




FIG. 7



FIG. 8