



US00D880805S

(12) **United States Design Patent**  
**Chen**

(10) **Patent No.:** **US D880,805 S**

(45) **Date of Patent:** **\*\* Apr. 7, 2020**

- (54) **MONEY BOX**
  - (71) Applicant: **Chuxiang Chen**, Guangdong (CN)
  - (72) Inventor: **Chuxiang Chen**, Guangdong (CN)
  - (\*\*) Term: **15 Years**
  - (21) Appl. No.: **29/632,496**
  - (22) Filed: **Jan. 8, 2018**
  - (51) **LOC (12) Cl.** ..... **99-00**
  - (52) **U.S. Cl.**  
USPC ..... **D99/40**; D99/38
  - (58) **Field of Classification Search**  
USPC ..... D99/28, 34, 35, 36, 37, 38, 40, 43, 99;  
D9/600, 601, 609; D21/611; 206/0.8,  
206/0.81, 0.815, 0.82, 0.83, 0.84, 527;  
109/1 V, 1 R, 2, 45, 58, 59 R  
CPC ..... E05B 65/0075; E05G 1/00; E05G 1/005;  
E05G 1/024; E05G 2700/00; E05G  
2700/02; A45C 1/12; A45C 2001/125;  
G07D 11/0006; G07D 11/0009; G07D  
11/00; G07D 9/00; G07D 9/002; G07D  
9/004; G07D 9/02; G07F 9/06; G07F  
9/08; G07F 11/00
- See application file for complete search history.

- 2,401,065 A \* 5/1946 Gonzalez ..... A45C 1/12  
232/4 R
- 2,635,563 A \* 4/1953 McBride ..... E05G 1/005  
109/58
- D188,589 S \* 8/1960 Golkowski ..... D20/30
- D225,757 S \* 1/1973 Levine ..... D99/38
- D233,163 S \* 10/1974 Levin ..... D99/40
- D245,362 S \* 8/1977 Patsiner ..... D99/39
- D263,639 S \* 3/1982 Orenstein ..... D99/38
- 4,593,817 A \* 6/1986 Ferrero ..... A45C 1/12  
206/216
- D291,938 S \* 9/1987 Kauffman ..... D21/611
- D308,279 S \* 5/1990 Hill ..... D99/28
- 8,459,998 B2 \* 6/2013 Thomas ..... G09B 19/00  
434/127
- D708,414 S \* 7/2014 Chen ..... D99/38
- D708,415 S \* 7/2014 Chen ..... D99/38
- D847,453 S \* 4/2019 Pennington ..... D99/28

\* cited by examiner

*Primary Examiner* — Elizabeth J Oswecki

(74) *Attorney, Agent, or Firm* — Erson IP (Nelson IP)

(57) **CLAIM**

The ornamental design for a money box, as shown and described.

**DESCRIPTION**

FIG. 1 is a front elevational view of a money box showing my new design;  
 FIG. 2 is a rear elevational view thereof;  
 FIG. 3 is a left side view thereof;  
 FIG. 4 is a right side view thereof;  
 FIG. 5 is a top plan view thereof;  
 FIG. 6 is a bottom plan view thereof; and,  
 FIG. 7 is a perspective view thereof.  
 The broken lines in the drawing depict portions of the money box that form no part of the claimed design.

**1 Claim, 7 Drawing Sheets**

(56) **References Cited**  
U.S. PATENT DOCUMENTS

- 240,955 A \* 5/1881 Bowen ..... A45C 1/12  
446/13
- D20,007 S \* 7/1890 Adams ..... D99/39
- D22,405 S \* 5/1893 Bailey ..... D99/39
- D35,159 S \* 10/1901 Bailey ..... D99/37
- D36,766 S \* 2/1904 Knighton ..... D99/37
- D54,763 S \* 3/1920 Nutry ..... D99/37
- 2,114,167 A \* 4/1938 Grauer ..... A63H 33/3005  
235/100

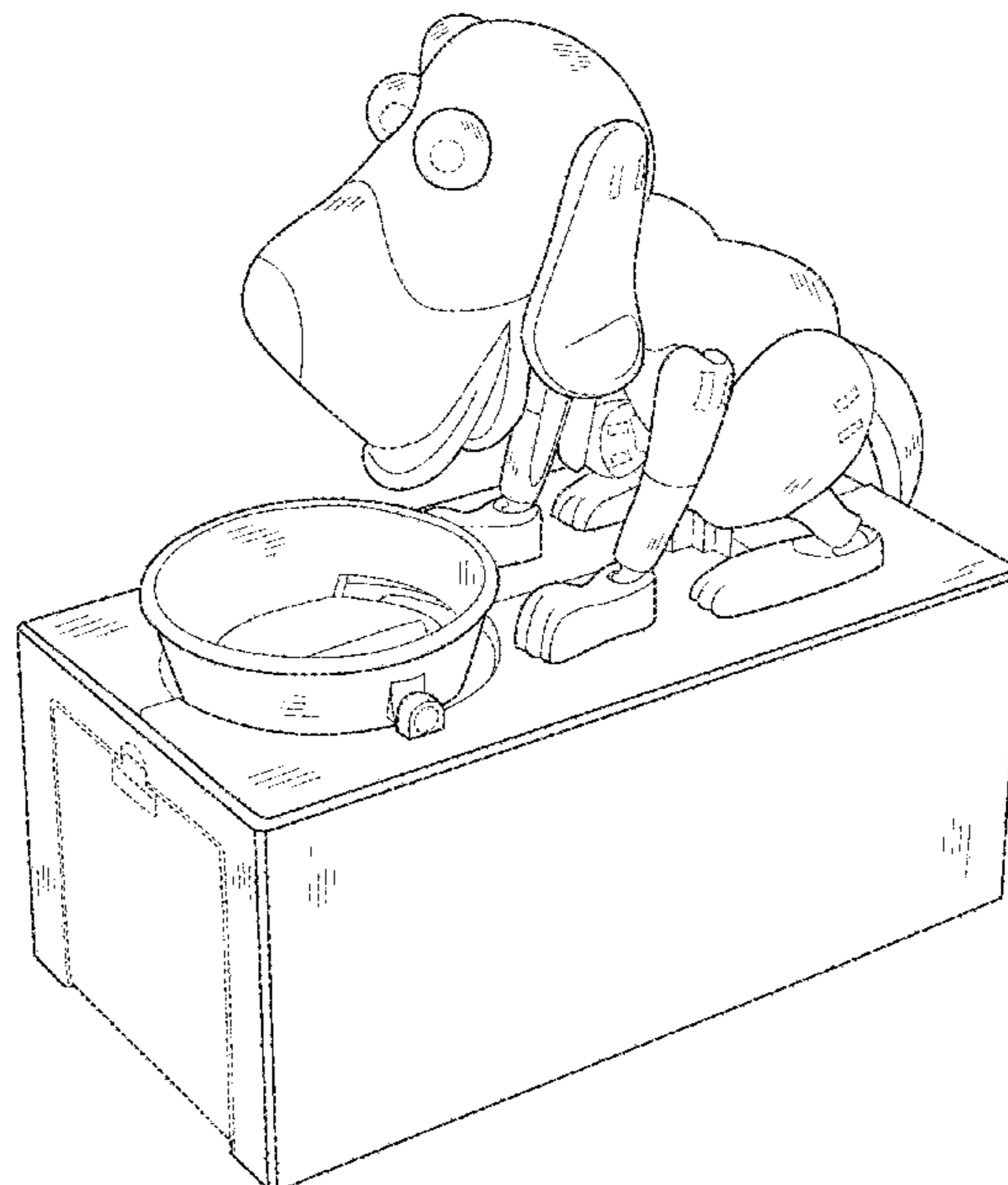




FIG. 1



FIG. 2




FIG. 3



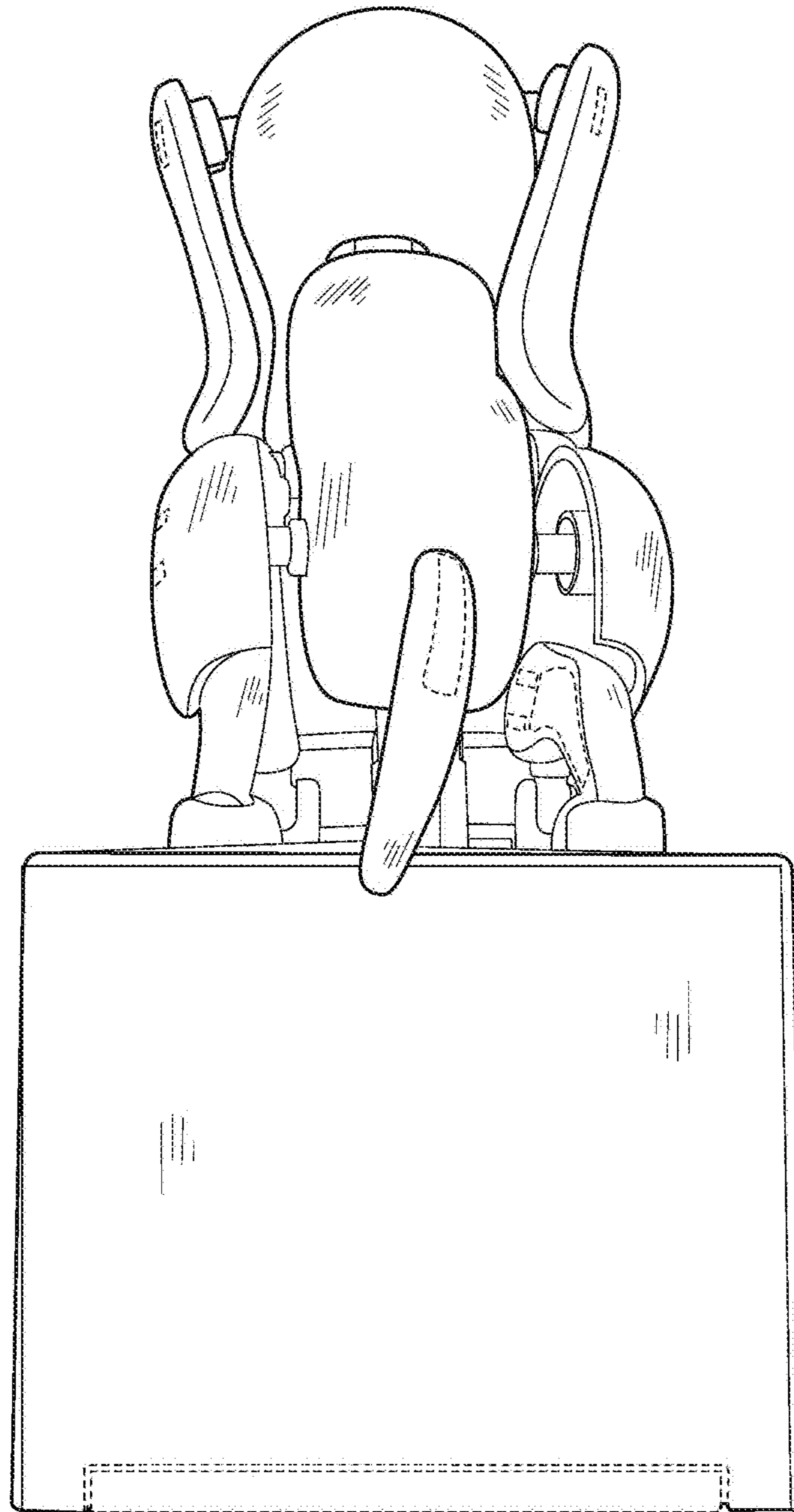


FIG. 4

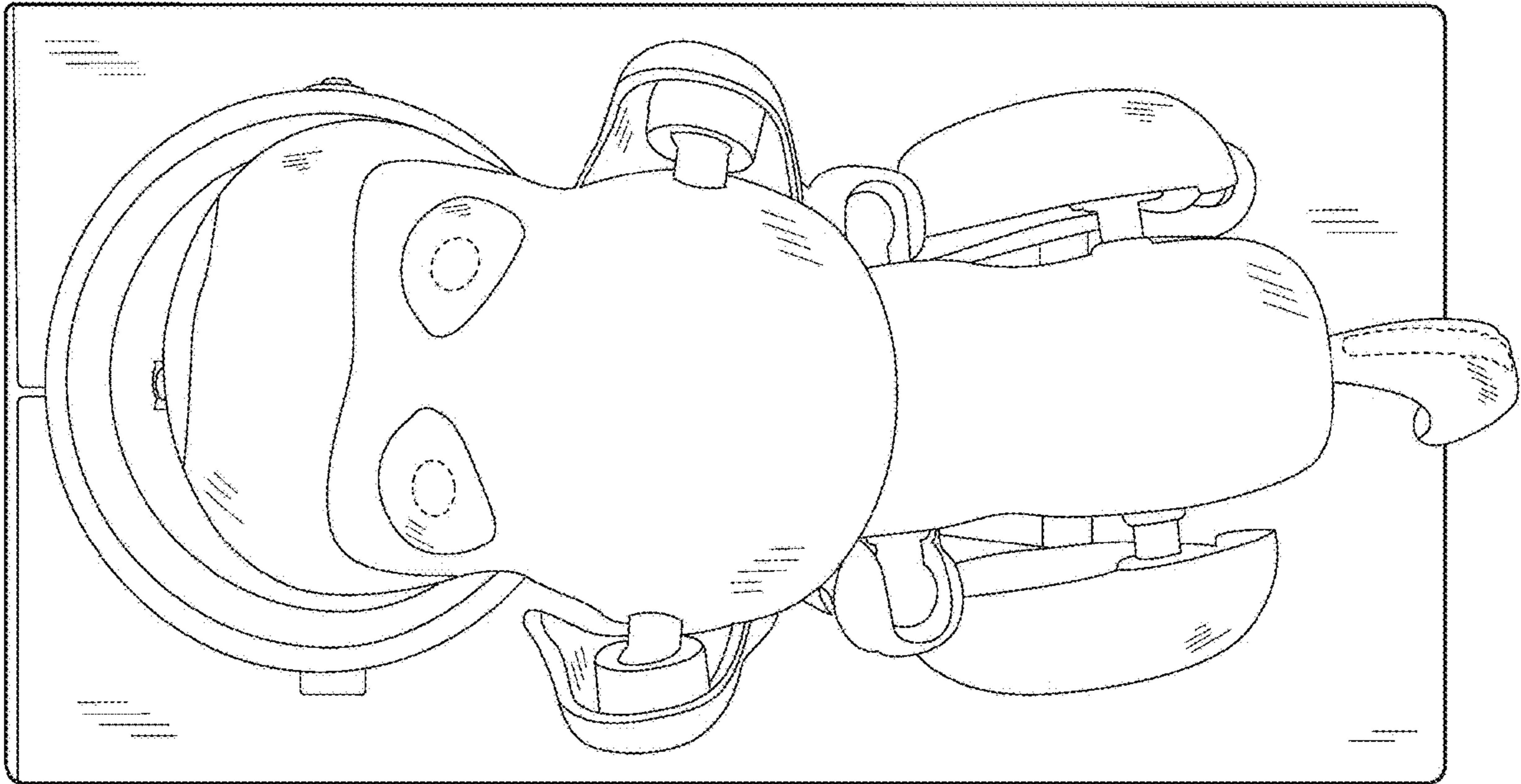


FIG. 5

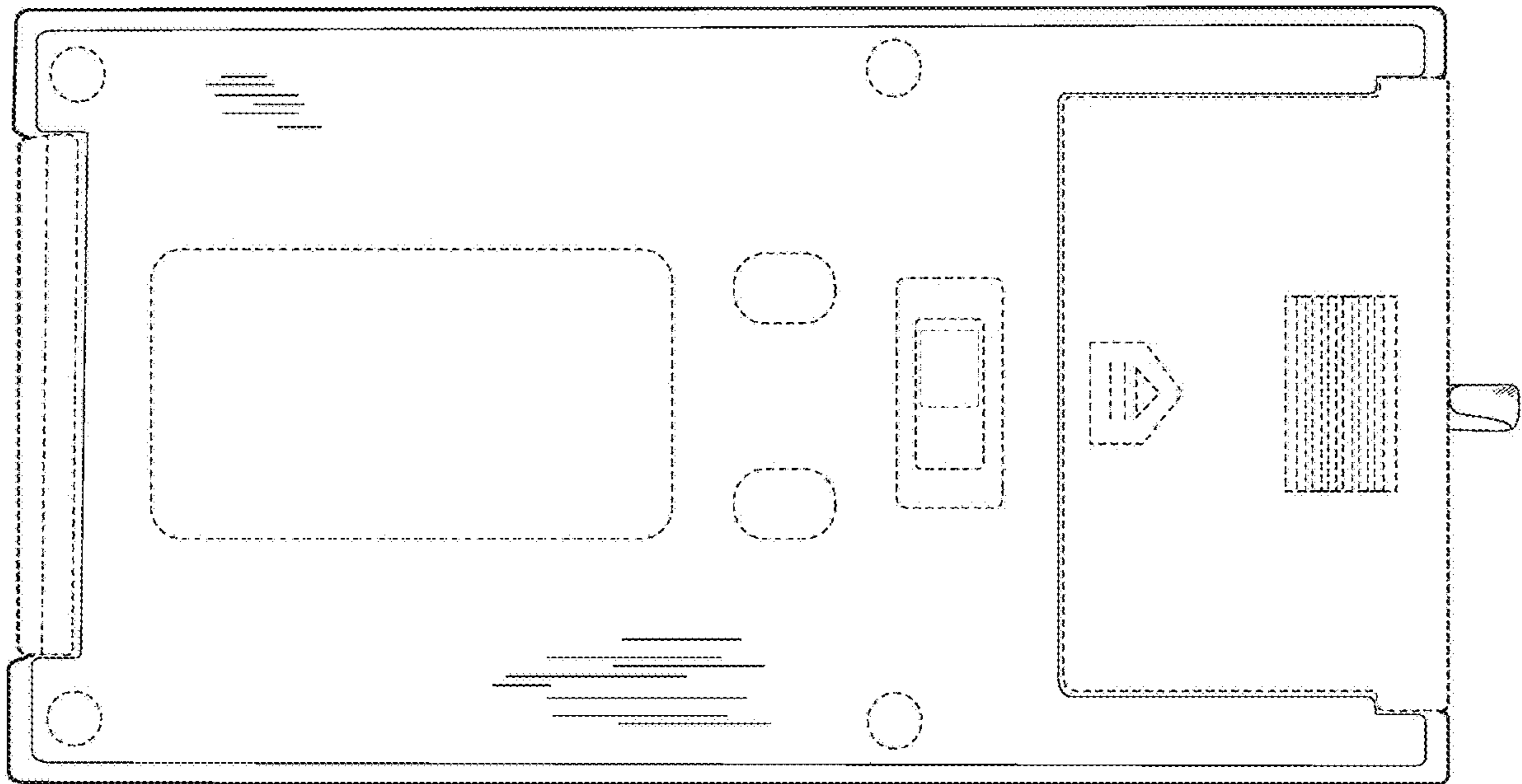


FIG. 6

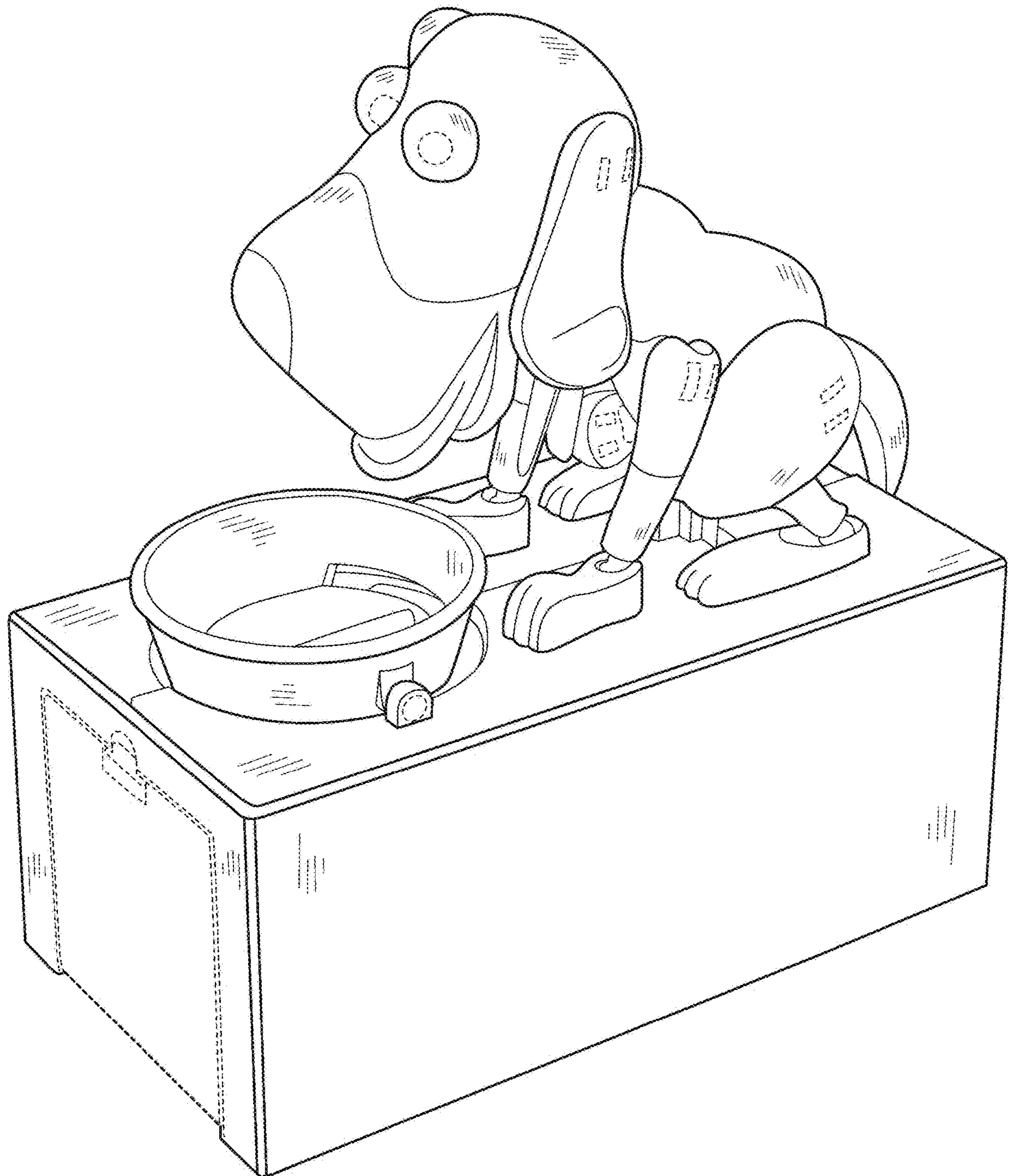


FIG. 7