



US00D880777S

(12) **United States Design Patent**
Henningsen

(10) **Patent No.:** **US D880,777 S**

(45) **Date of Patent:** **** Apr. 7, 2020**

(54) **REFLECTIVE TAPE FOR ORNAMENTING A GARMENT**

D783,230 S * 4/2017 Darmour D2/731
D811,051 S * 2/2018 Darmour D2/828
D811,053 S * 2/2018 Lomax D2/840
D811,055 S * 2/2018 Darmour D2/853

(71) Applicant: **Jan Henningsen**, Windermere, FL (US)

* cited by examiner

(72) Inventor: **Jan Henningsen**, Windermere, FL (US)

Primary Examiner — Randall H Gholson

(**) Term: **15 Years**

(74) *Attorney, Agent, or Firm* — Richard Eldredge

(21) Appl. No.: **29/638,968**

(22) Filed: **Mar. 2, 2018**

(51) **LOC (12) Cl.** **09-03**

(52) **U.S. Cl.**

USPC **D29/101.4**

(58) **Field of Classification Search**

USPC D29/100, 101, 101.2, 101.3, 101.4, 122,
D29/124; D2/626, 728, 717, 829, 830,
D2/860; 362/108; D21/805; 441/88,
441/106, 108, 111, 117; 182/3; 2/48, 51,
2/92, 102, 103, 105, 913, 914, 915;
D5/57

CPC A41D 1/00; A45F 3/00

See application file for complete search history.

(56) **References Cited**

U.S. PATENT DOCUMENTS

D640,858 S * 7/2011 Hall D2/717
D768,938 S * 10/2016 Bien D29/101.1

(57) **CLAIM**

The ornamental design for a reflective tape for ornamenting a garment, as shown and described.

DESCRIPTION

FIG. 1 is a front view of a reflective tape for ornamenting a garment according to the present application.

FIG. 2 is a side view of the reflective tape.

FIG. 3 is a side view of the reflective tape.

FIG. 4 is top view of the reflective tape.

FIG. 5 is a bottom view of the reflective tape.

FIG. 6 is a front perspective view of the reflective tape of FIG. 1; and,

FIG. 7 is a front view of the reflective tape attached to a garment for intended purpose.

The broken lines in the drawings show unclaimed environment and form no part of the claimed design.

1 Claim, 3 Drawing Sheets

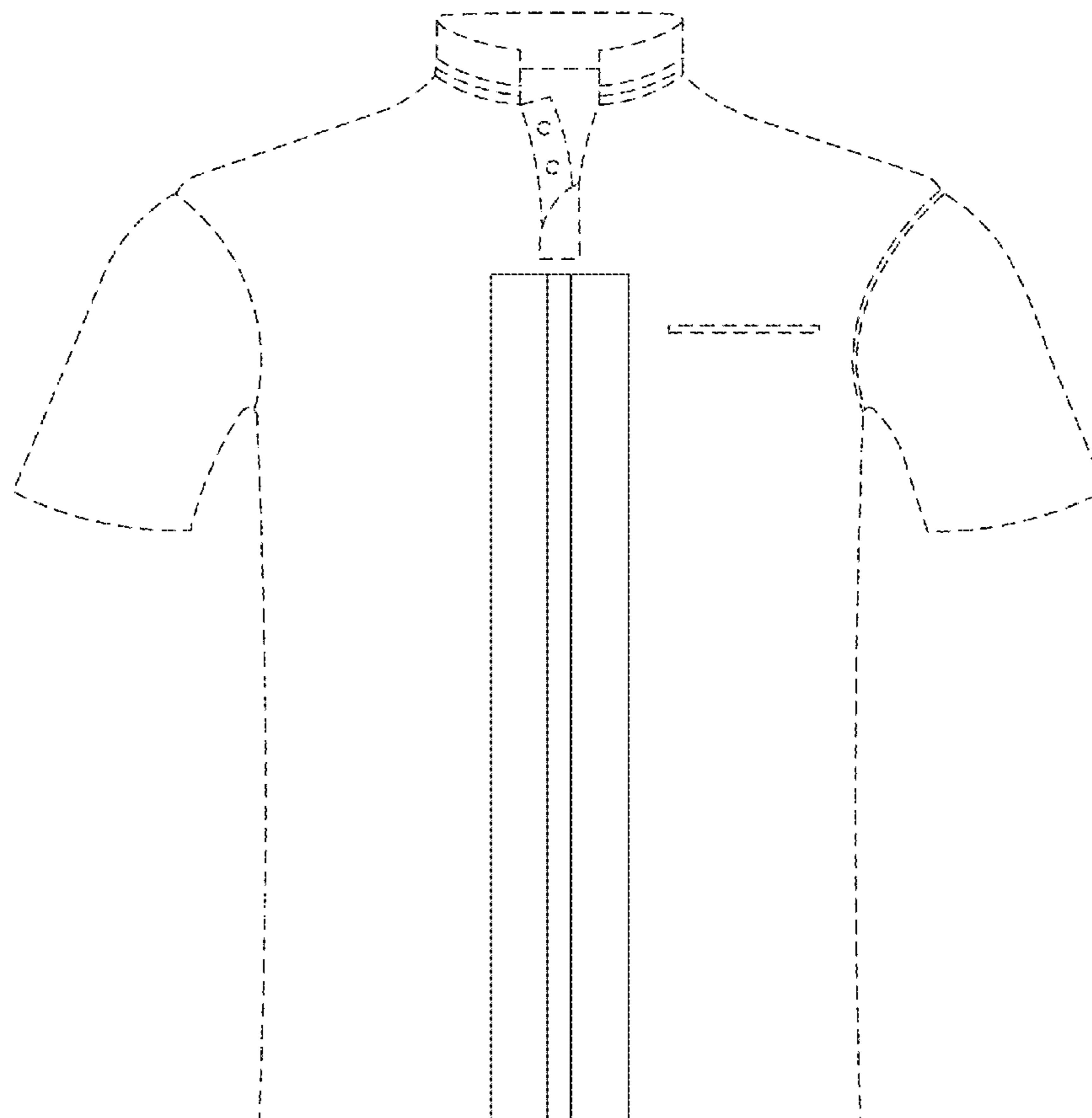




FIG. 5



FIG. 3




FIG. 1



FIG. 2



FIG. 4




FIG. 6

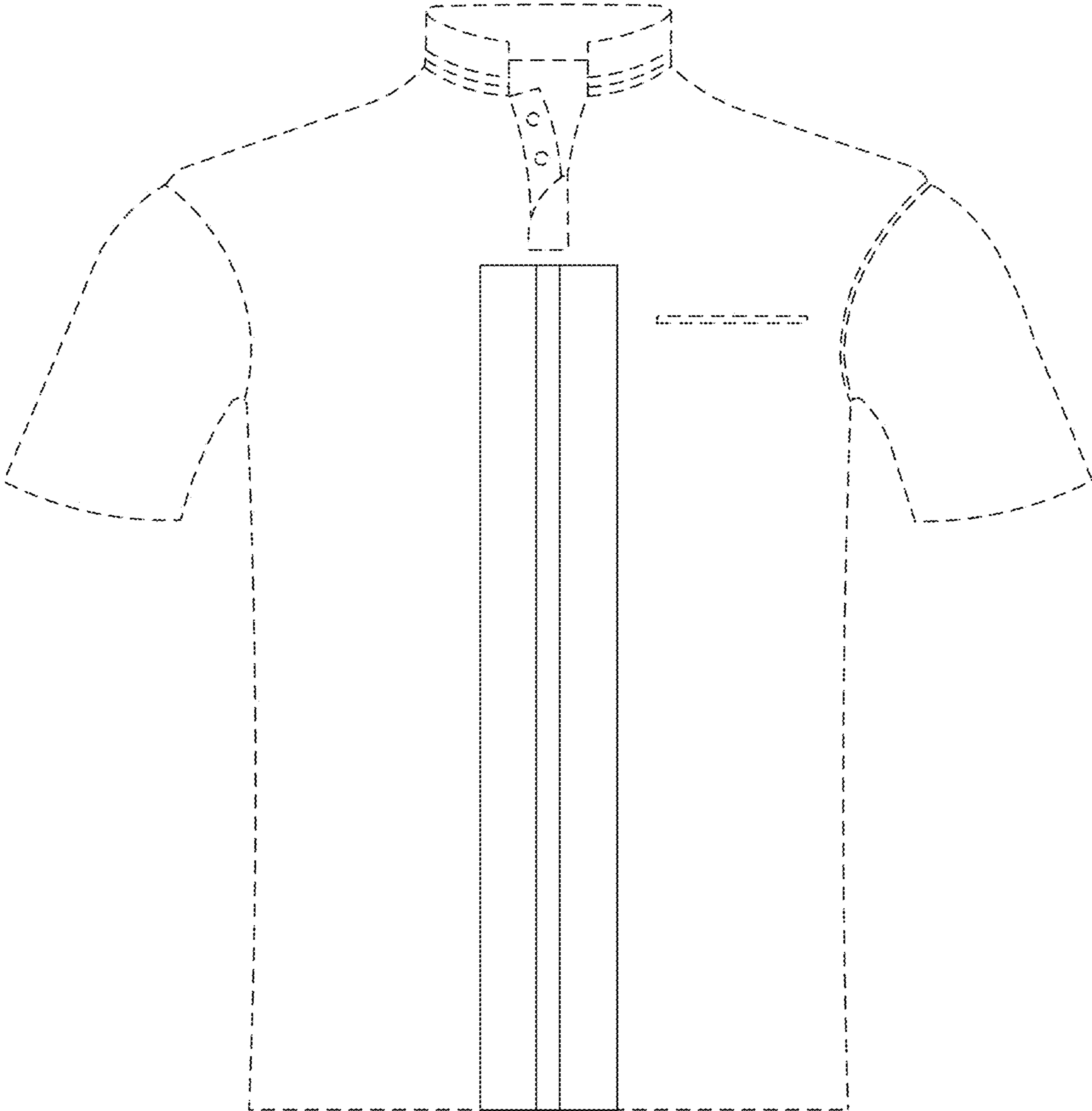


FIG. 7