



US00D880757S

(12) **United States Design Patent** (10) **Patent No.:** **US D880,757 S**
Laviani (45) **Date of Patent:** **** Apr. 7, 2020**

(54) **LAMP**
(71) Applicant: **Kartell S.p.A.**, Noviglio (IT)
(72) Inventor: **Ferruccio Laviani**, Milan (IT)
(73) Assignee: **Kartell S.p.A.** (IT)
(**) Term: **15 Years**
(21) Appl. No.: **29/664,952**
(22) Filed: **Sep. 28, 2018**

(30) **Foreign Application Priority Data**

Apr. 12, 2018 (EM) 005230943

(51) **LOC (12) Cl.** **26-05**

(52) **U.S. Cl.**
USPC **D26/93**

(58) **Field of Classification Search**
USPC D26/1, 24, 40, 88, 93, 96, 104, 105, 106,
D26/107, 108, 109, 110, 128; D14/172,
D14/188, 496, 509
CPC F21S 6/00; F21S 6/002; F21S 6/003; F21S
6/004; F21S 6/005; F21S 6/006; F21S
6/007; F21S 8/035; F21S 8/063; F21V
15/01; F21V 15/012; F21V 21/06; F21V
21/08; F21V 33/00; F21V 33/0024; F21V
33/0048; F21V 33/0056; F21W 2131/30;
F21W 2131/40; F21W 2131/301
See application file for complete search history.

(56) **References Cited**

U.S. PATENT DOCUMENTS

D369,430 S * 4/1996 Huang D26/106
D393,917 S * 4/1998 Hutton D26/106
D420,165 S * 2/2000 Chiu D26/112
D587,393 S * 2/2009 Lin D26/93
D609,390 S * 2/2010 Sabernig D26/93

D609,850 S * 2/2010 Chiu D26/93
D647,242 S * 10/2011 Staples D26/93
D650,510 S * 12/2011 Jensen D26/93
D664,283 S * 7/2012 Sofield D26/93
D738,561 S * 9/2015 Ellis D26/110
D765,304 S * 8/2016 Laviani D26/110
D790,108 S * 6/2017 Starck D26/93
D790,109 S * 6/2017 Starck D26/93
D803,462 S * 11/2017 Couckhuyt D26/93
D812,643 S * 3/2018 Akana D14/496
D819,596 S * 6/2018 Sun D14/211
D857,972 S * 8/2019 Starck D26/93
D863,356 S * 10/2019 Akana D14/496
2012/0140495 A1 * 6/2012 Zhang F21S 6/002
362/431
2013/0063935 A1 * 3/2013 Thrailkill F21K 9/232
362/231

* cited by examiner

Primary Examiner — Wan Laymon
Assistant Examiner — Clint A Samuel
(74) *Attorney, Agent, or Firm* — Saidman DesignLaw
Group, LLC


(57) **CLAIM**

The ornamental design for a lamp, as shown and described.

DESCRIPTION

FIG. 1 is a top, front perspective view of a lamp showing my new design;
FIG. 2 is a bottom, rear perspective view thereof;
FIG. 3 is a front view thereof;
FIG. 4 is a rear view thereof;
FIG. 5 is a left side view thereof;
FIG. 6 is a right side view thereof;
FIG. 7 is a top view thereof; and,
FIG. 8 is a bottom view thereof.
Grayscale shading illustrates contour, not any particular color.

1 Claim, 8 Drawing Sheets



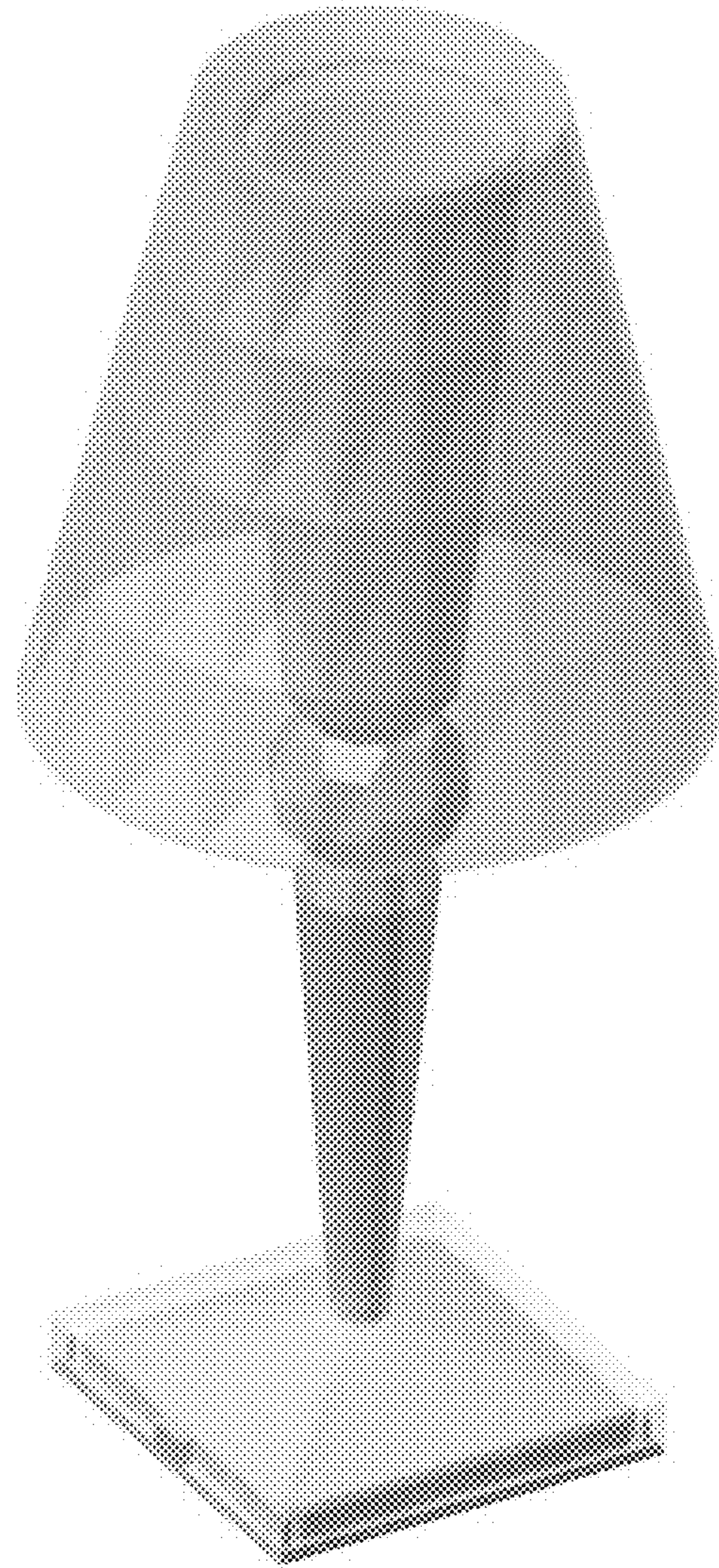


FIG. 1

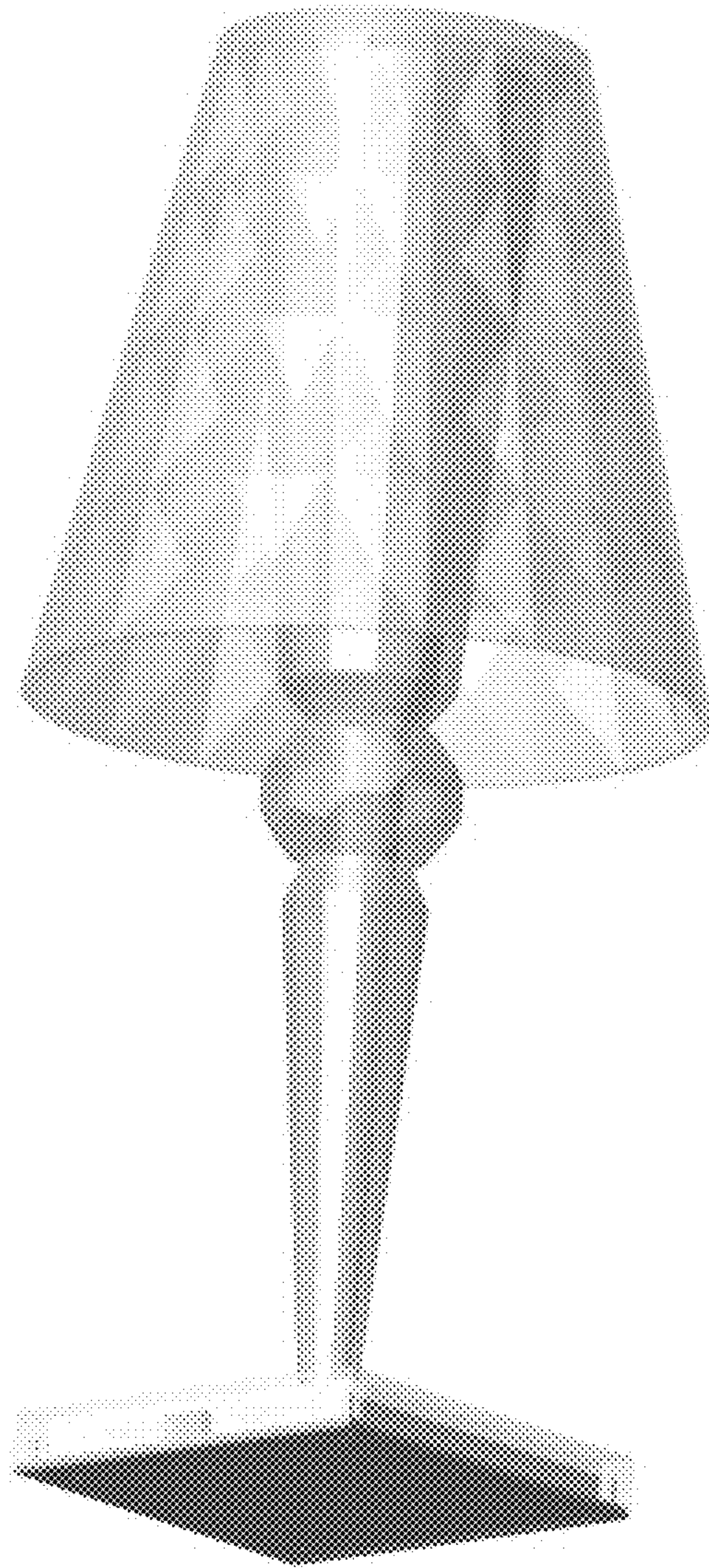


FIG. 2

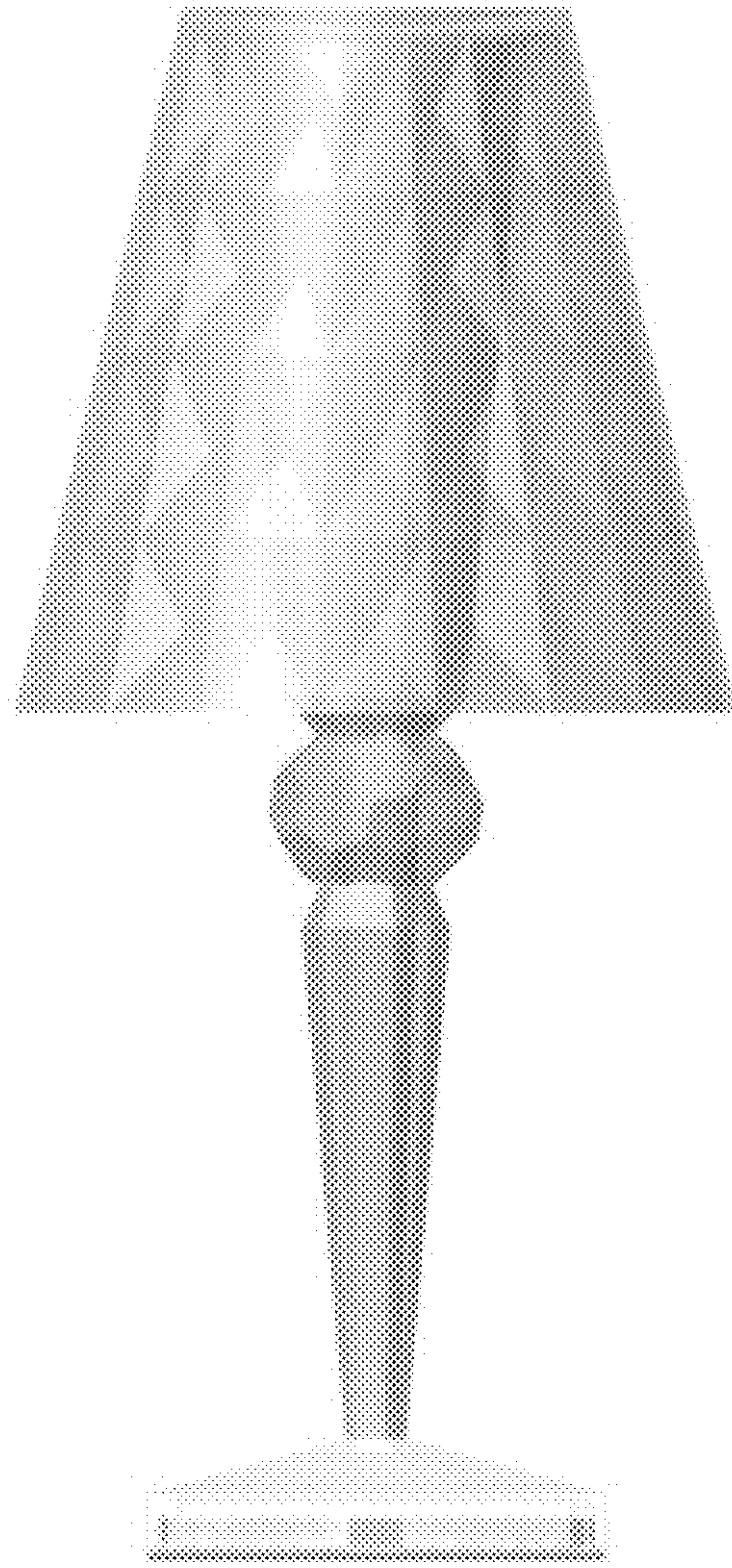


FIG. 3

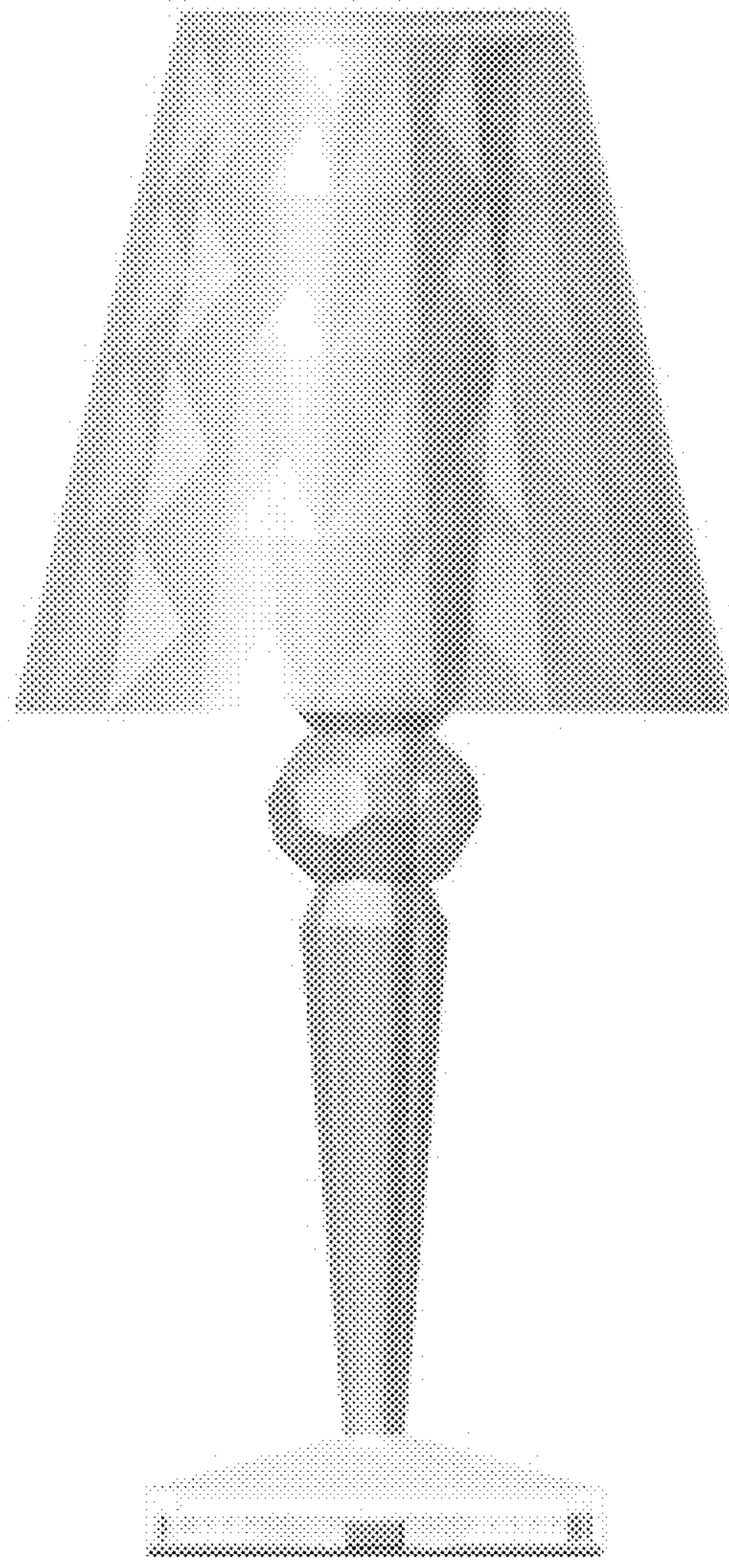


FIG. 4

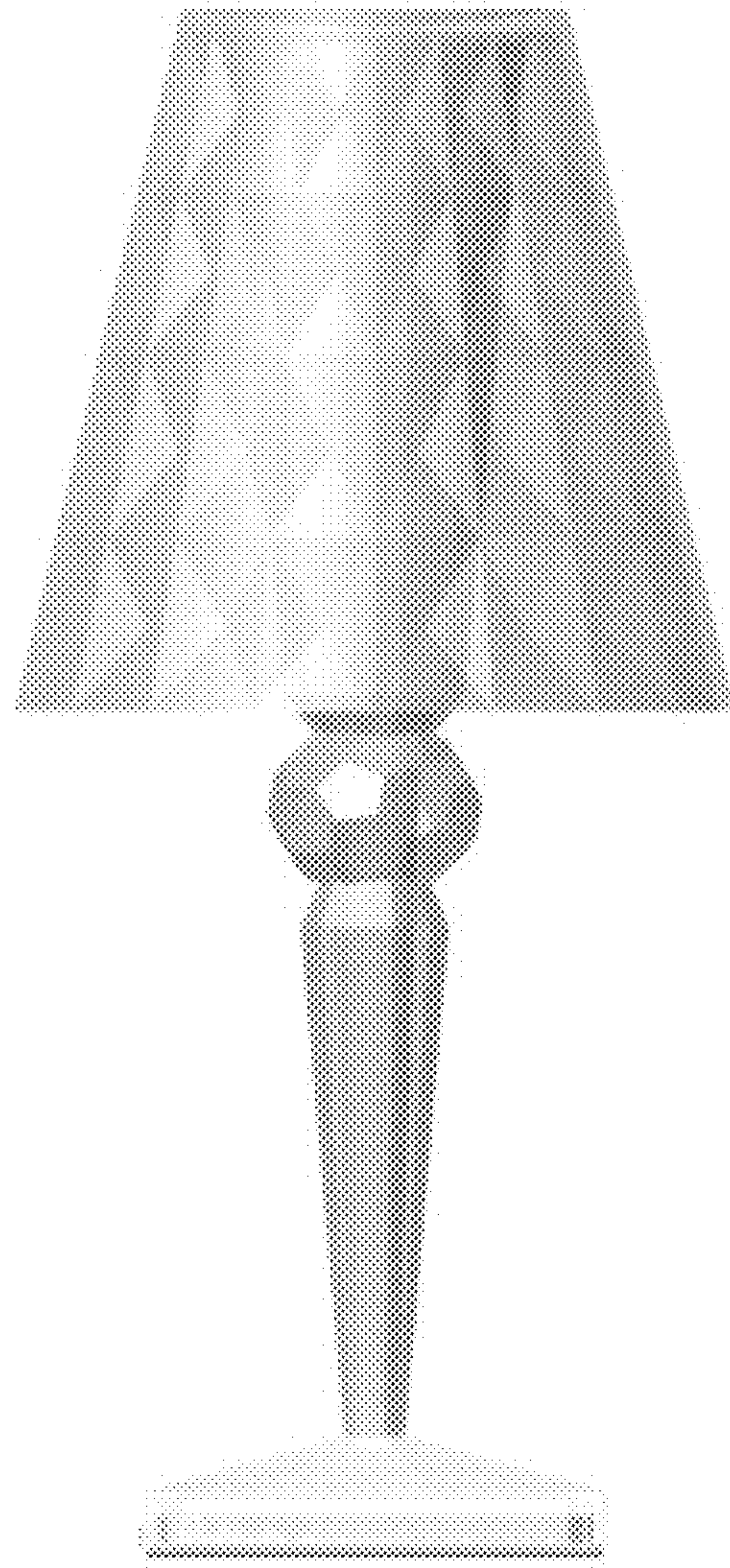


FIG. 5

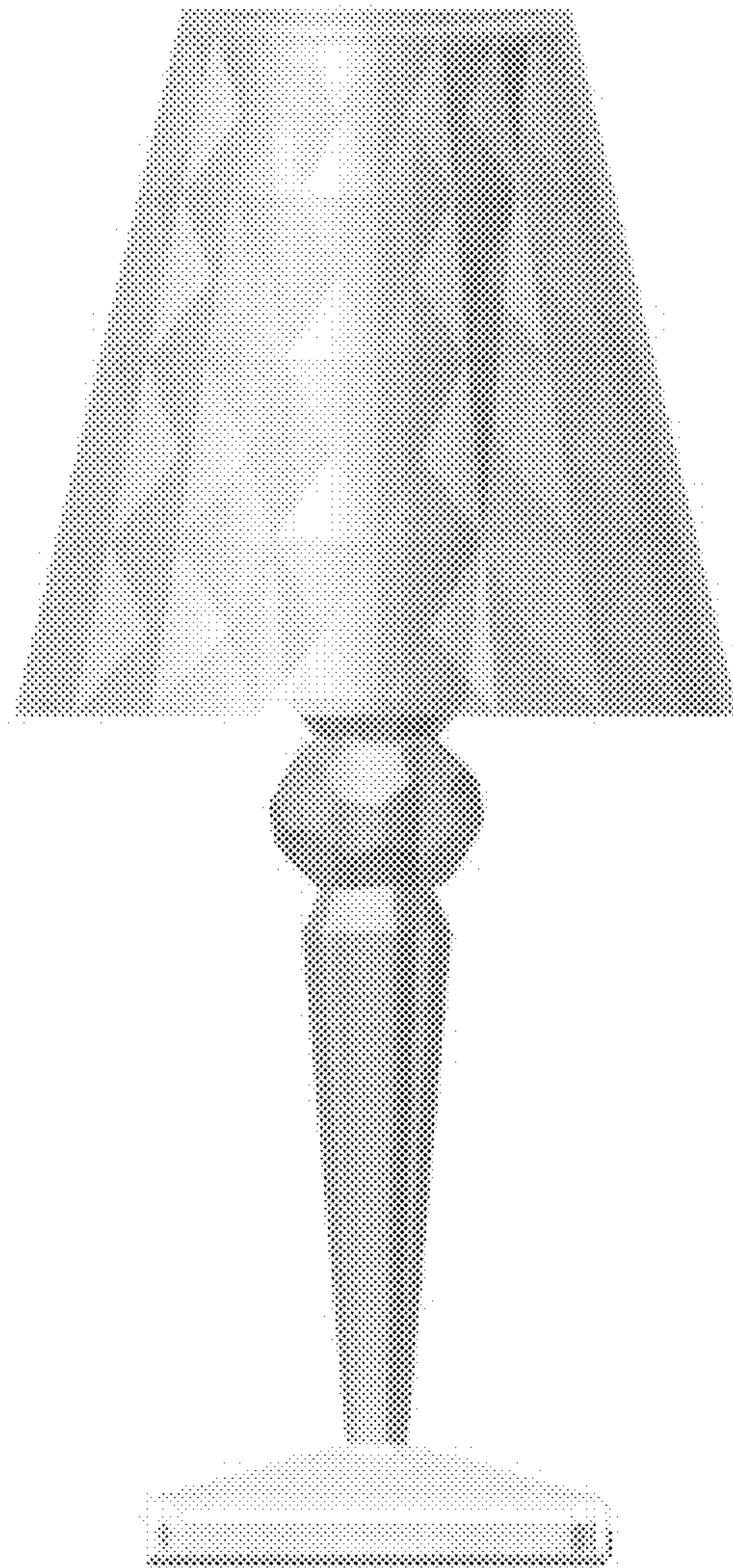


FIG. 6




FIG. 7




FIG. 8