



US00D880755S

(12) **United States Design Patent** (10) **Patent No.:** **US D880,755 S**  
**Zhao** (45) **Date of Patent:** **\*\* Apr. 7, 2020**

(54) **PENDANT LUMINAIRE WITH LOUVERS**

(71) Applicant: **Lite Systems, Inc.**, Newburgh, NY (US)

(72) Inventor: **Feng Zhao**, Newburgh, NY (US)

(73) Assignee: **Lite Systems, Inc.**, Newburgh, NY (US)

(\*\*) Term: **15 Years**

(21) Appl. No.: **29/653,256**

(22) Filed: **Jun. 13, 2018**

(51) **LOC (12) Cl.** ..... **26-03**

(52) **U.S. Cl.**  
USPC ..... **D26/88**

(58) **Field of Classification Search**  
USPC ..... D26/72, 76, 81-86, 88-91  
CPC .... F21S 8/04; F21S 8/043; F21S 8/046; F21S 8/06; F21S 8/061; F21S 8/063; F21S 8/065; F21V 5/005; F21V 5/045; F21V 7/05; F21V 7/048  
See application file for complete search history.

(56) **References Cited**

**U.S. PATENT DOCUMENTS**

D121,590 S *	7/1940	Heath	.....	D26/76
D123,049 S *	10/1940	Doane	.....	D26/76
D139,669 S *	12/1944	Lippincott	.....	D26/76
D148,191 S *	12/1947	Schuler et al.	.....	D26/76
D185,410 S *	6/1959	Bodian et al.	.....	D26/76
D192,607 S *	4/1962	Cooke	.....	D26/76
D493,244 S *	7/2004	Engel	.....	D26/76
D497,217 S *	10/2004	Thornton, Jr.	.....	D26/76
D570,026 S *	5/2008	Waldmann	.....	D26/76
D584,848 S *	1/2009	Menke	.....	D26/76
D650,509 S *	12/2011	Wegger	.....	D26/90
D669,209 S *	10/2012	Choi	.....	D26/90
D680,679 S *	4/2013	Kim	.....	D26/118

(Continued)

**OTHER PUBLICATIONS**

FiN Luv Pendant LED luminaire designed for pool tables. From lite-systems.com visited Nov. 25, 2019. (Year: 2019).\*

(Continued)

*Primary Examiner* — Clare E Heflin

(74) *Attorney, Agent, or Firm* — Erickson Law Group, PC

(57) **CLAIM**

The ornamental design for a pendant luminaire with louvers, as shown and described.

**DESCRIPTION**

FIG. 1 is a top perspective view of a pendant luminaire with louvers of the invention, with suspension supports and a billiard table being shown in broken lines that form no part of the claimed design.

FIG. 2 is a bottom perspective view of the pendant luminaire with louvers of FIG. 1.

FIG. 3 is a top view of the pendant luminaire with louvers of FIG. 1.

FIG. 4 is a bottom view of the pendant luminaire with louvers of FIG. 1.

FIG. 5 is a front or rear elevation view of the pendant luminaire with louvers of FIG. 1.

FIG. 6 is a right or left end view of the pendant luminaire with louvers of FIG. 1 or of the alternate embodiment of FIG. 7.

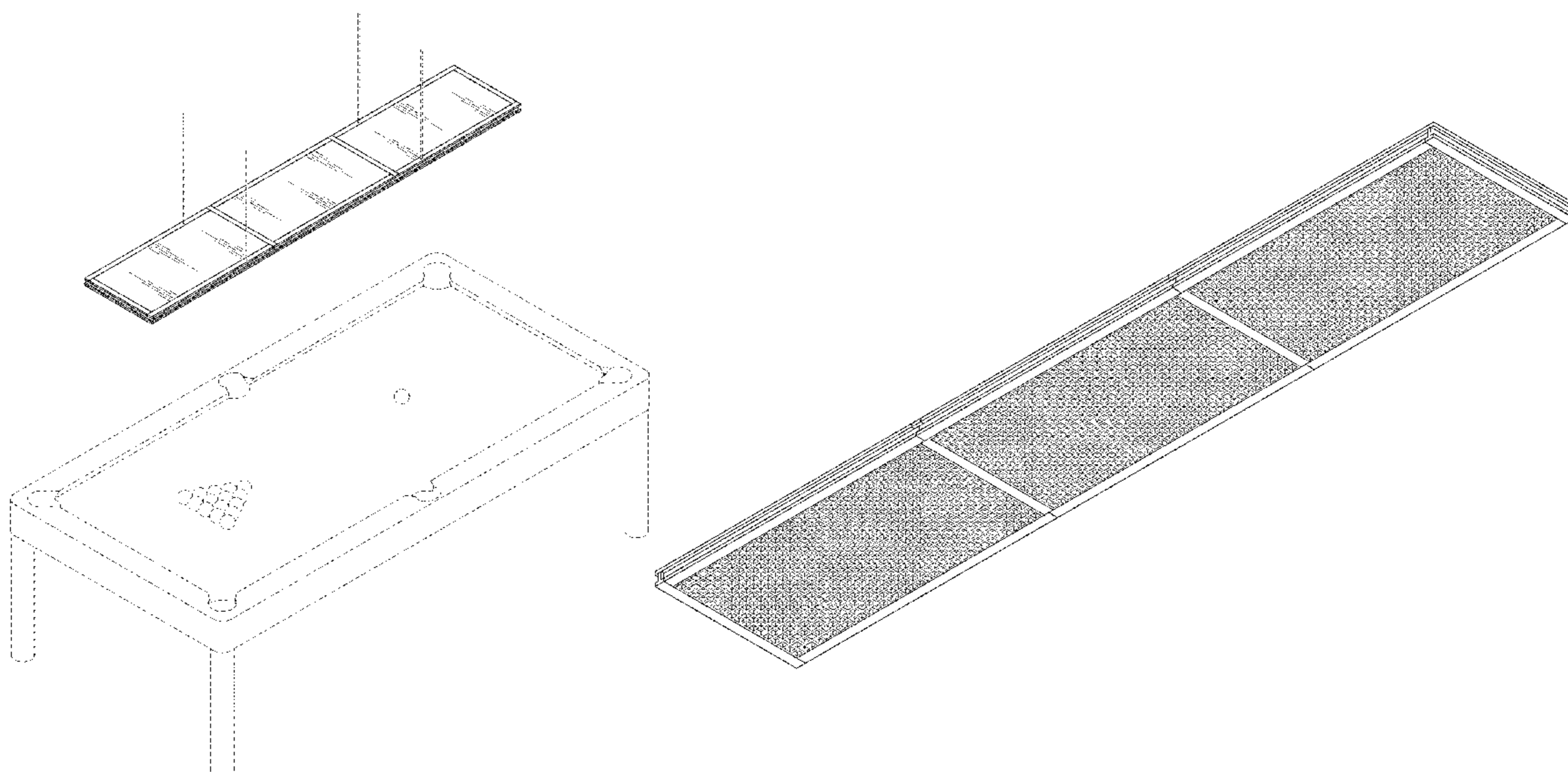
FIG. 7 is a bottom perspective view of an alternate embodiment pendant luminaire with louvers, to be hung as in FIG. 1, comparable to FIG. 2 but wherein two panels are present instead of three panels;

FIG. 8 is a front or rear elevation view of the pendant luminaire with louvers of FIG. 7.

FIG. 9 is a top view of the pendant luminaire with louvers of FIG. 7; and,

FIG. 10 is a bottom view of the pendant luminaire with louvers of FIG. 7.

**1 Claim, 6 Drawing Sheets**



(56)

**References Cited**

U.S. PATENT DOCUMENTS

D716,489 S \* 10/2014 O'Leary ..... D26/90  
D763,496 S \* 8/2016 Tran ..... D26/88  
D792,002 S \* 7/2017 Zhao ..... D26/84  
D861,960 S \* 10/2019 Ng ..... D26/90  
2010/0110687 A1\* 5/2010 Zheng ..... F21S 2/005  
362/249.06  
2016/0037139 A1\* 2/2016 Bacus ..... H05B 37/0227  
348/157  
2016/0320016 A1\* 11/2016 Dedick ..... F21V 3/0625  
2016/0369981 A1\* 12/2016 Emde ..... F21S 6/003  
2019/0088241 A1\* 3/2019 Czech ..... F21V 23/003

OTHER PUBLICATIONS

Pool table light Model No. LC-8188-LED shown on webpage of  
xmlinco.com visited Mar. 30, 2017. (Year: 2017).\*

\* cited by examiner

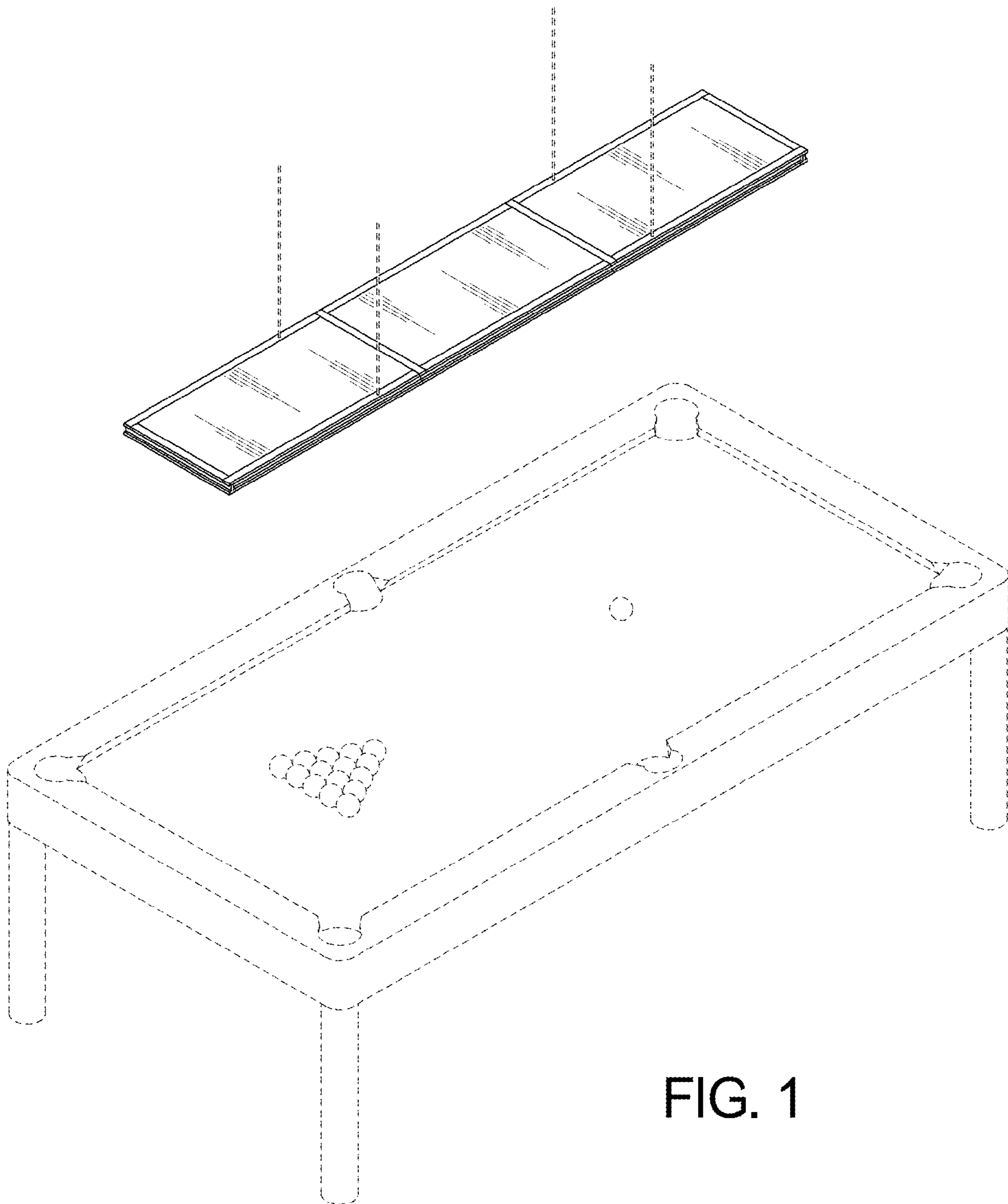


FIG. 1

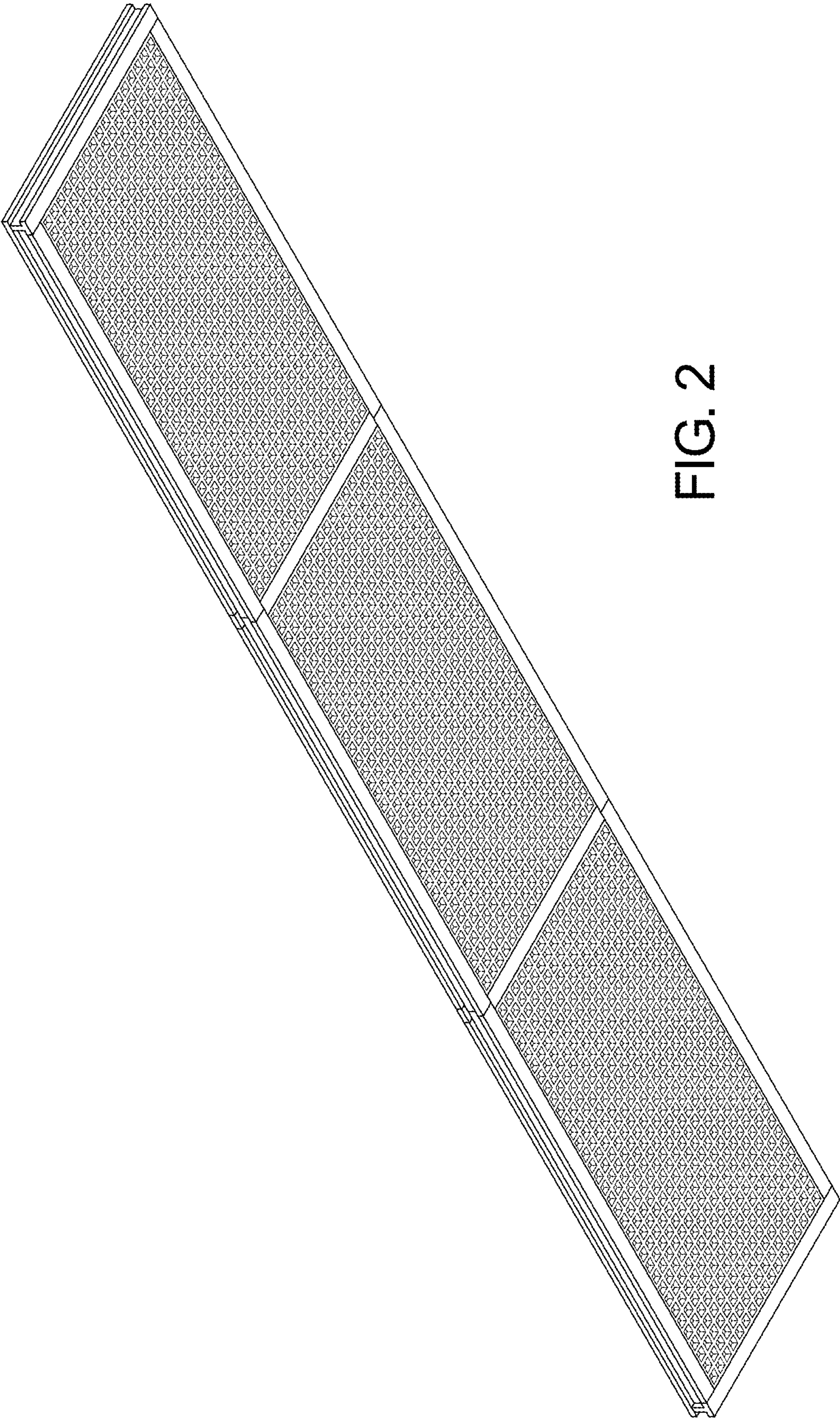


FIG. 2




FIG. 3




FIG. 4

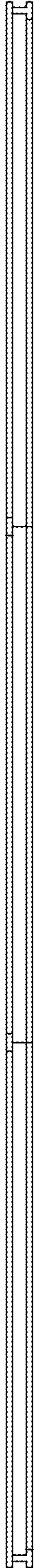


FIG. 5




FIG. 6

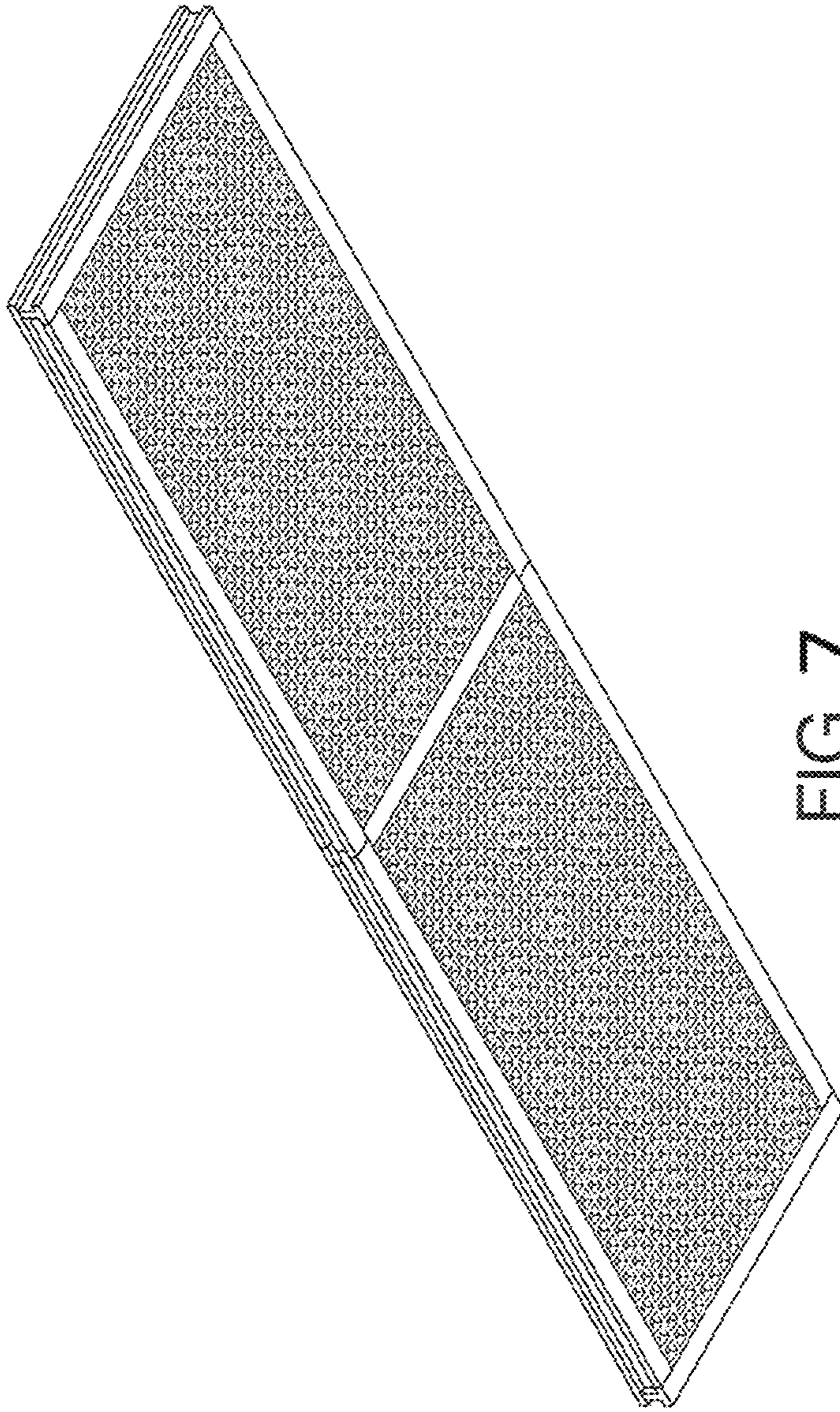


FIG. 7

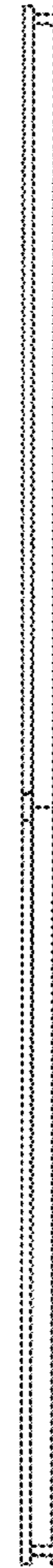


FIG. 8




FIG. 9

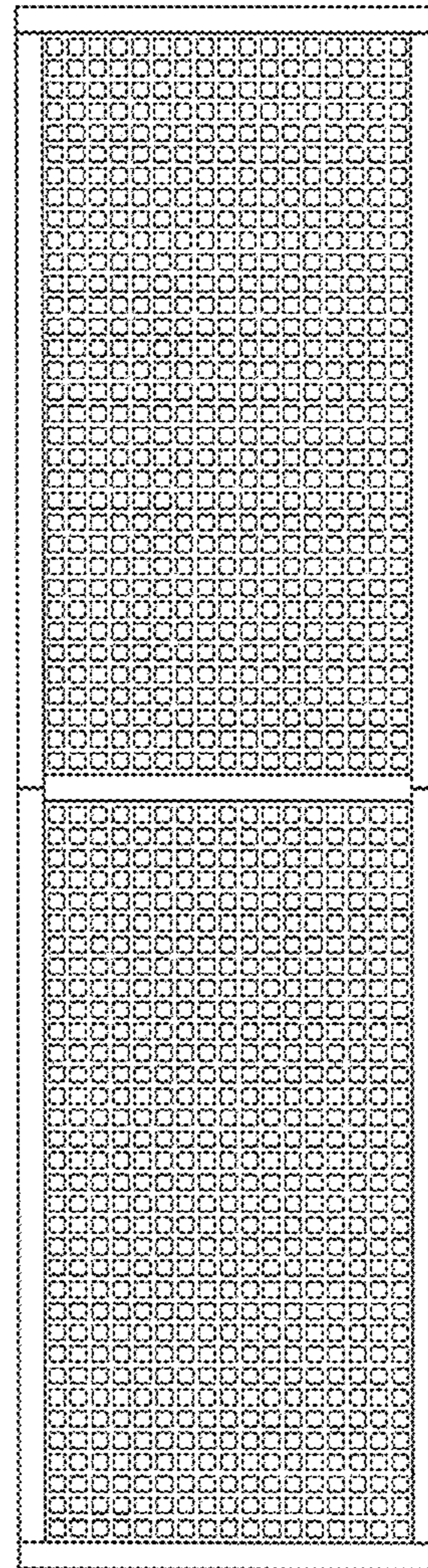


FIG. 10