



US00D880735S

(12) **United States Design Patent**  
**Jobling**

(10) **Patent No.:** **US D880,735 S**

(45) **Date of Patent:** **\*\* Apr. 7, 2020**

(54) **TAIL LIGHT LENS FOR A VEHICLE**  
(71) Applicant: **Jaguar Land Rover Limited**, Whitley,  
Coventry (GB)  
(72) Inventor: **Paul Jobling**, Coventry (GB)  
(73) Assignee: **Jaguar Land Rover Limited**, Whitley,  
Coventry (GB)

(\*\*) Term: **15 Years**

(21) Appl. No.: **29/615,843**

(22) Filed: **Aug. 31, 2017**

(30) **Foreign Application Priority Data**

Mar. 16, 2017 (EM) ..... 003802420-0006  
Mar. 16, 2017 (EM) ..... 003802420-0007  
Mar. 16, 2017 (EM) ..... 003802420-0008

(51) **LOC (12) Cl.** ..... **26-05**

(52) **U.S. Cl.**  
USPC ..... **D26/28**

(58) **Field of Classification Search**  
USPC ..... D26/28-36  
CPC ..... F21S 48/00; F21S 48/10; F21S 48/1266;  
F21S 48/1388; F21S 48/2268; F21V  
21/04  
See application file for complete search history.

(56) **References Cited**

**U.S. PATENT DOCUMENTS**

D573,732 S \* 7/2008 Suzuki ..... D26/28  
D660,481 S \* 5/2012 Gotschke ..... D26/28  
D672,482 S \* 12/2012 Lee ..... D26/28  
D683,486 S \* 5/2013 Kogawa ..... D26/28

D739,583 S \* 9/2015 Forsgren ..... D26/28  
D749,756 S \* 2/2016 Beaven ..... D26/28  
D749,759 S \* 2/2016 Beaven ..... D26/28  
D761,464 S \* 7/2016 Keskin ..... D26/28  
D769,485 S \* 10/2016 Morikawa ..... D26/28  
D775,378 S \* 12/2016 Hatton ..... D26/28  
D779,091 S \* 2/2017 Giolito ..... D26/28  
D781,471 S \* 3/2017 Han ..... D26/28  
D787,716 S \* 5/2017 Patel ..... D26/28  
D812,269 S \* 3/2018 Minamiyama ..... D26/28  
D814,073 S \* 3/2018 Granlund ..... D26/28  
D815,764 S \* 4/2018 Smock ..... D26/28  
D834,228 S \* 11/2018 Lee ..... D26/28  
D834,229 S \* 11/2018 Lee ..... D26/28

\* cited by examiner

*Primary Examiner* — Mark A Goodwin

*Assistant Examiner* — Benjamin M Weeks

(74) *Attorney, Agent, or Firm* — Wood Herron & Evans  
LLP

(57) **CLAIM**

The ornamental design for a tail light lens for a vehicle, as shown and described.

**DESCRIPTION**

FIG. 1 is a front right perspective view of a tail light lens for a vehicle according to the present invention.

FIG. 2 is a front left perspective view of the tail light lens for a vehicle shown in FIG. 1.

FIG. 3 is a rear right perspective view thereof.

FIG. 4 is a rear left perspective view thereof.

FIG. 5 is a front view thereof.


FIG. 6 is a rear view thereof.

FIG. 7 is a right side view thereof.

FIG. 8 is a left side view thereof; and,

FIG. 9 is a top view thereof.

**1 Claim, 9 Drawing Sheets**








FIG. 1






FIG. 2






FIG. 3






FIG. 4






FIG. 5






FIG. 6






FIG. 7






FIG. 8






FIG. 9