



US00D880731S

(12) **United States Design Patent**
Young et al.

(10) **Patent No.:** **US D880,731 S**

(45) **Date of Patent:** **** Apr. 7, 2020**

(54) **SET OF MOSAIC TILES**

(71) Applicant: **Surfaces Southeast, Inc.**, Miami, FL (US)

(72) Inventors: **Paul Young**, Boca Raton, FL (US); **Michael R. Golden**, New York, NY (US); **Suzi Portugal**, Toms River, NJ (US)

(73) Assignee: **Surfaces Southeast, Inc.**, Miami, FL (US)

(**) Term: **15 Years**

(21) Appl. No.: **29/693,491**

(22) Filed: **Jun. 3, 2019**

(51) **LOC (12) Cl.** **25-01**

(52) **U.S. Cl.**
USPC **D25/157; D25/151**

(58) **Field of Classification Search**

USPC D25/103, 106, 109, 110, 111, 112, 138, D25/140, 149, 151, 157, 158, 159, 160, D25/161, 162, 163; 52/311.1, 311.2, 314, 52/596, 612; 428/44, 45, 49, 50, 51; D5/43, 44, 53, 56, 58
CPC . E04F 13/0871; E04F 13/0873; E04F 13/105; E04F 13/123; E04F 13/14; E04F 13/144; E04F 13/145; E04F 13/147; E04F 13/165; E04F 13/185; E04B 2002/0267; E04B 2002/0269; E04B 2002/565; E04B 5/08; E04B 5/44; E04C 2002/007; E04C 2002/008; E04C 2/041

See application file for complete search history.

(56) **References Cited**

U.S. PATENT DOCUMENTS

2,339,489 A * 1/1944 Kublanow B28B 1/52
156/209
3,524,790 A * 8/1970 Mason B44F 9/04
428/60

D668,358 S * 10/2012 Elmaagacli D25/151
D686,351 S * 7/2013 Elmaagacli D25/151
D687,572 S * 8/2013 Thibodeau D25/138
D696,870 S * 1/2014 Vidal Soler D5/62
D698,467 S * 1/2014 Elmaagacli D25/151

(Continued)

Primary Examiner — Kevin K Rudzinski

Assistant Examiner — Kimberly Barnes

(74) *Attorney, Agent, or Firm* — Meunier Carlin & Curfman LLC

(57) **CLAIM**

The ornamental design for a set of mosaic tiles, as shown and described.

DESCRIPTION

FIG. 1 is a front view of a set of mosaic tiles showing our new design according to a first embodiment.

FIG. 2 is right-side view of our new design shown in FIG. 1.

FIG. 3 is left-side view of our new design shown in FIG. 1.

FIG. 4 is top view new design shown in FIG. 1.

FIG. 5 is a bottom view of our new design shown in FIG. 1.

FIG. 6 is a front view of a set of mosaic tiles showing our new design according to a second embodiment.

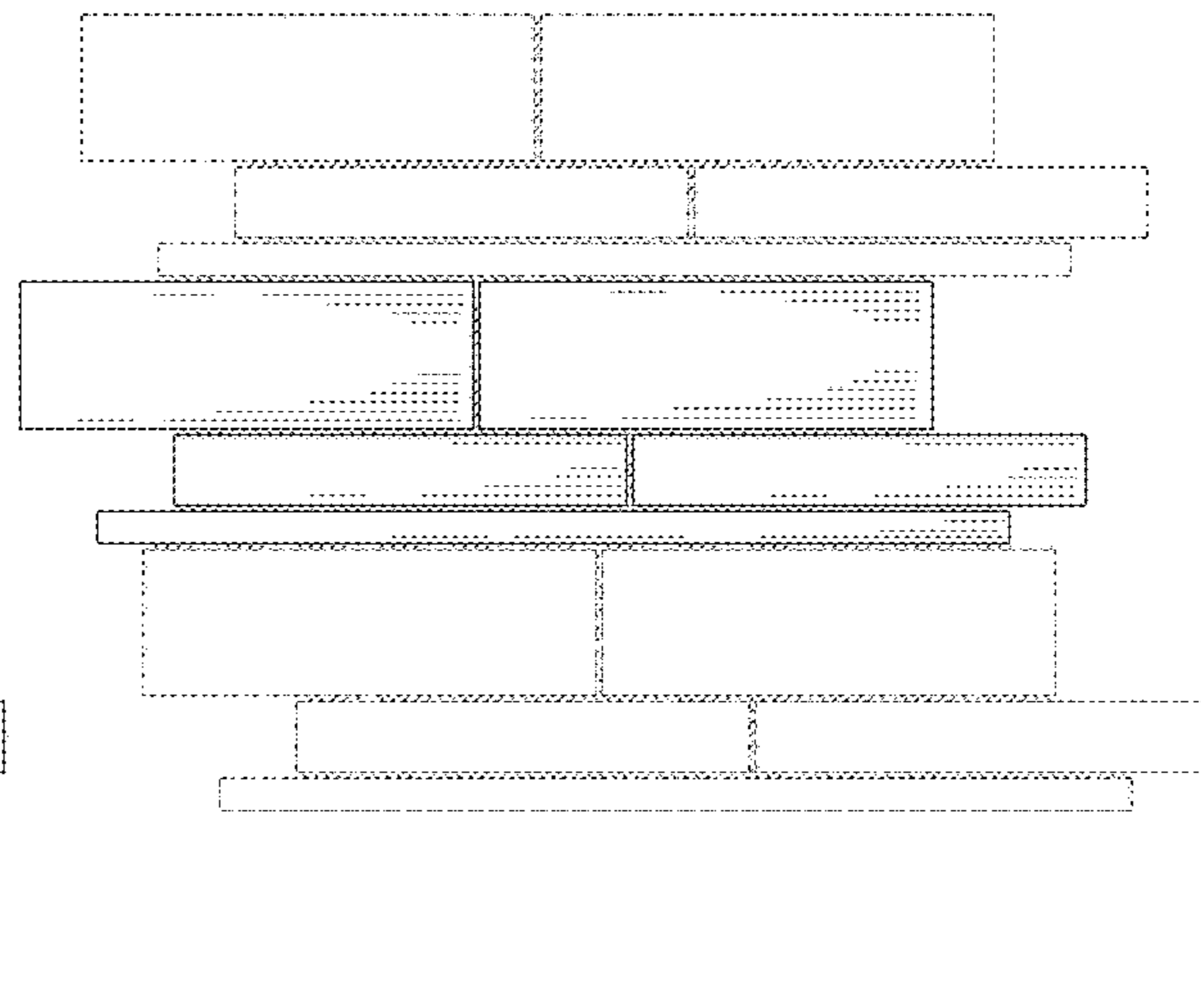
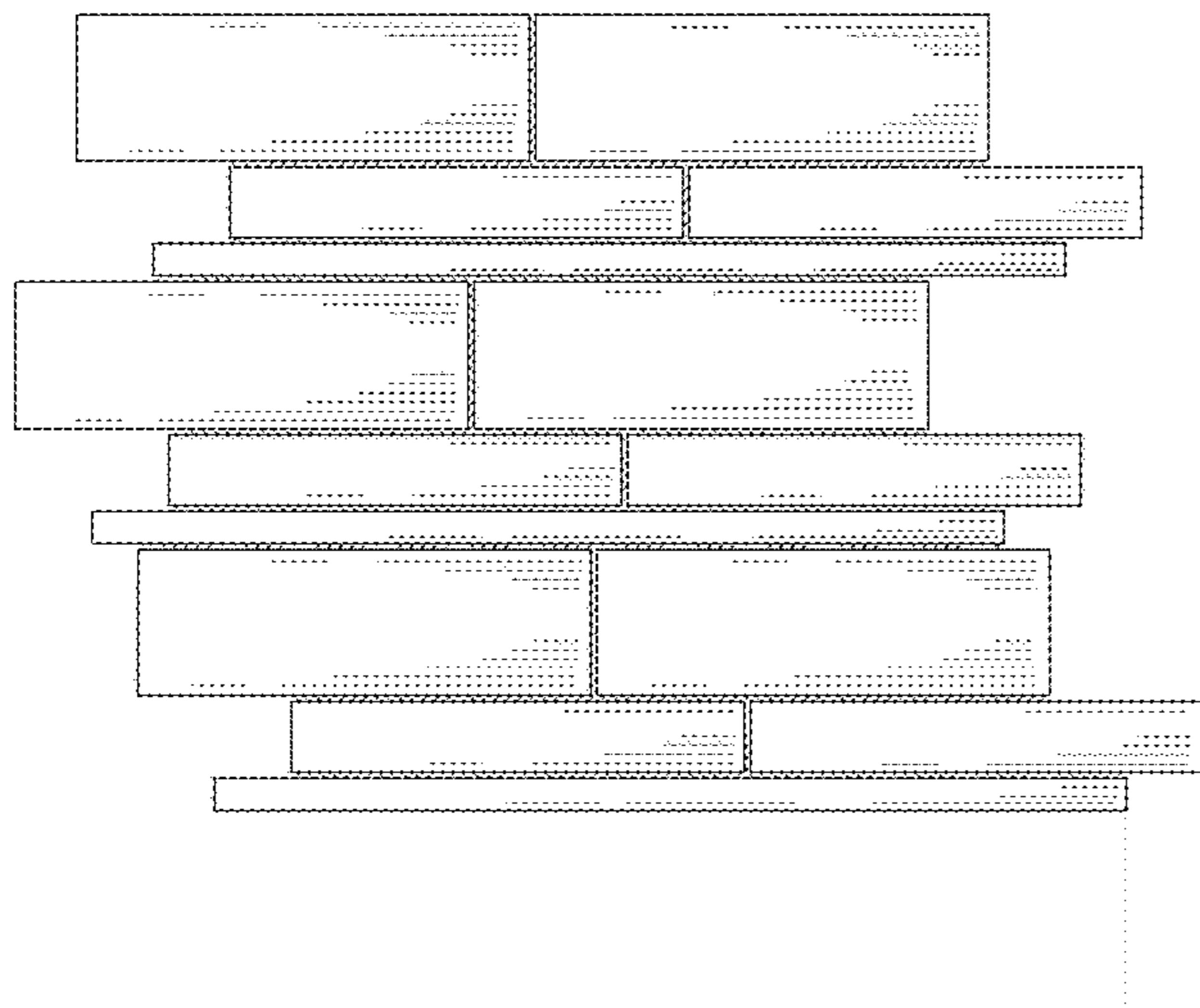
FIG. 7 is right-side view of our new design shown in FIG. 6.

FIG. 8 is left-side view of our new design shown in FIG. 6.

FIG. 9 is top view of our new design shown in FIG. 6; and, FIG. 10 is a bottom view of our new design shown in FIG. 6.

The broken lines depicting diagonal webbing connecting the individual tiles and the non-front surfaces of the tiles represent portions of the set of mosaic tiles that form no part of the claimed design.

1 Claim, 6 Drawing Sheets



(56)

References Cited

U.S. PATENT DOCUMENTS

D700,718	S	*	3/2014	Vidal Soler	D25/151
D700,978	S	*	3/2014	Vidal Soler	D25/151
D701,623	S	*	3/2014	Vidal Soler	D25/151
D701,625	S	*	3/2014	Vidal Soler	D25/151
D701,976	S	*	4/2014	Vidal Soler	D25/151
D740,449	S	*	10/2015	Huang	D25/138
D740,452	S	*	10/2015	Elmaagacli	D25/157
D741,506	S	*	10/2015	Huang	D25/138
9,528,274	B2	*	12/2016	Curtis	E04F 13/0866
D778,466	S	*	2/2017	Huang	D25/138
D791,364	S	*	7/2017	Sheehan	D25/199
D806,273	S	*	12/2017	Huang	D25/157
D806,908	S	*	1/2018	Huang	D25/157
D806,909	S	*	1/2018	Huang	D25/157
D806,910	S	*	1/2018	Huang	D25/157
D808,545	S	*	1/2018	Huang	D25/157
D809,164	S	*	1/2018	Huang	D25/157
D818,614	S	*	5/2018	Elmaagacli	D25/151
2007/0137128	A1	*	6/2007	Viau	B44C 5/0415 52/388

* cited by examiner

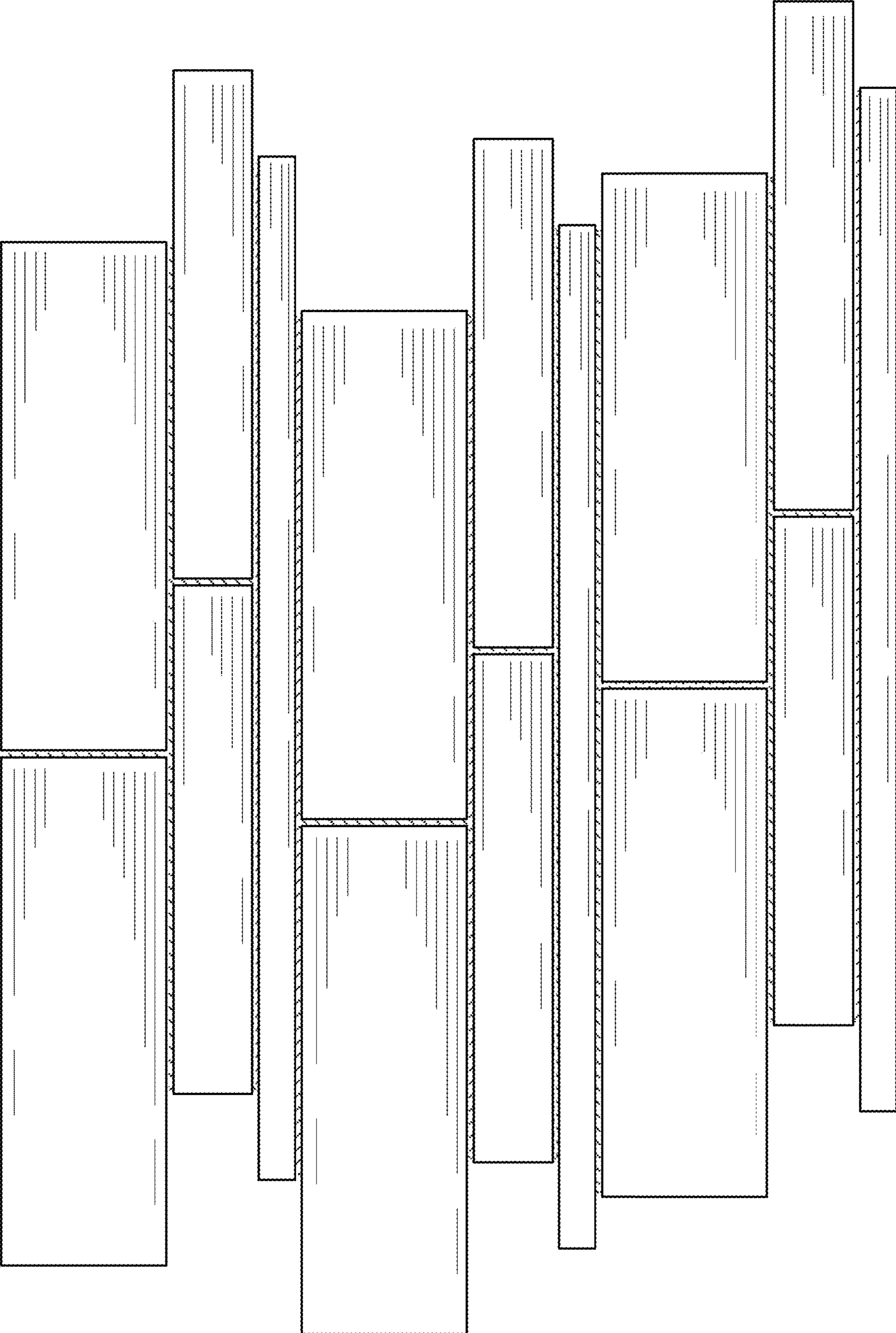


FIG. 1



FIG. 3




FIG. 2



FIG. 4



FIG. 5

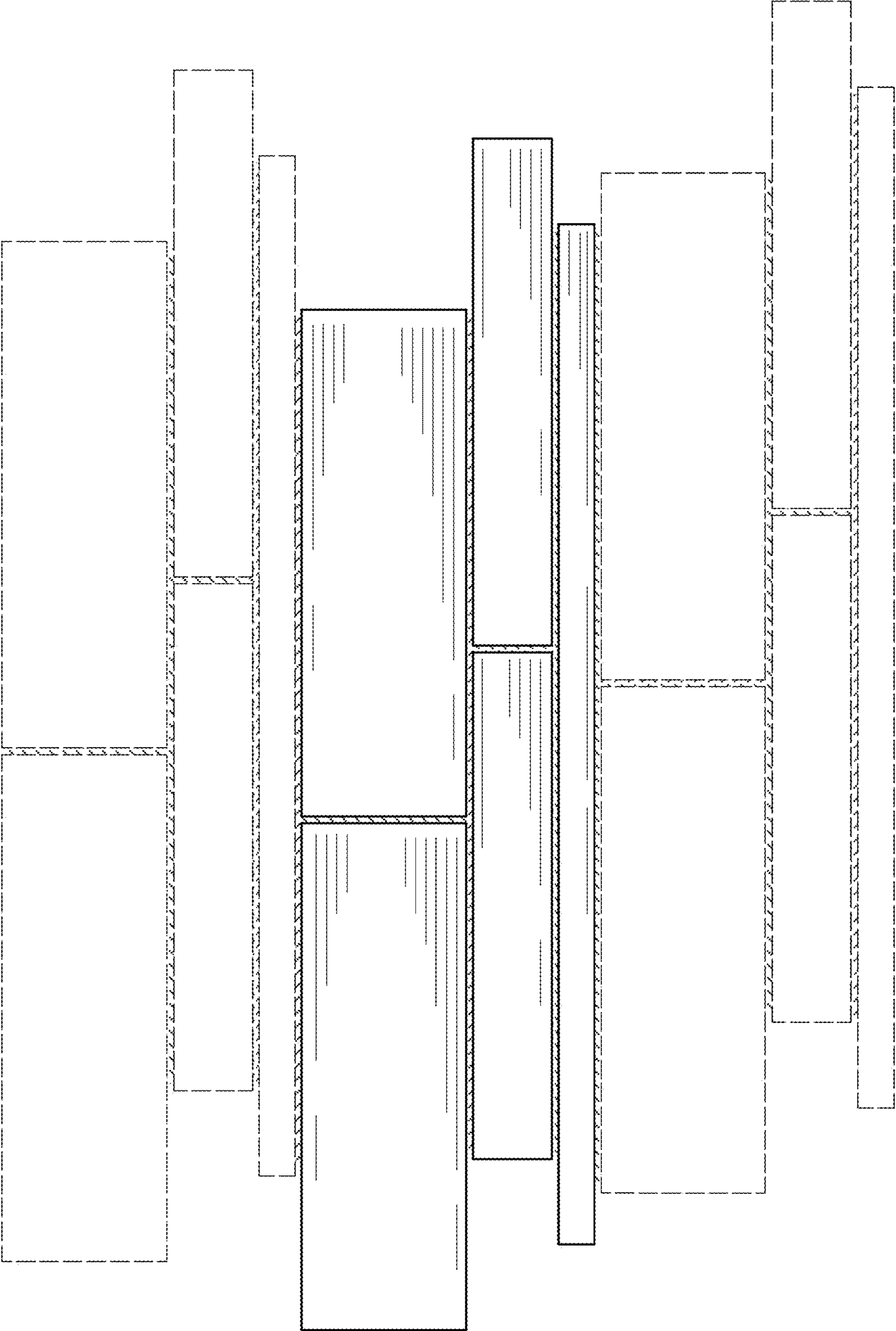


FIG. 6



FIG. 8




FIG. 7

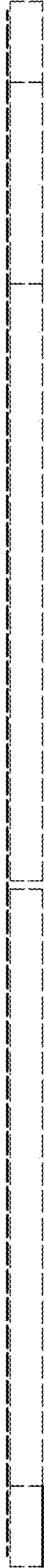


FIG. 9



FIG. 10