



US00D880718S

(12) **United States Design Patent**
Matsushita

(10) **Patent No.:** **US D880,718 S**
(45) **Date of Patent:** **** Apr. 7, 2020**

(54) **MASSAGING TOOL**

(71) Applicant: **MTG CO., LTD.**, Nagoya-shi, Aichi (JP)

(72) Inventor: **Tsuyoshi Matsushita**, Nagoya (JP)

(73) Assignee: **MTG CO., LTD.**, Nagoya-shi, Aichi (JP)

(**) Term: **15 Years**

(21) Appl. No.: **29/677,241**

(22) Filed: **Jan. 18, 2019**

(30) **Foreign Application Priority Data**

Jul. 20, 2018 (JP) 2018-015973

(51) **LOC (12) Cl.** **28-03**

(52) **U.S. Cl.**
USPC **D24/215**

(58) **Field of Classification Search**
USPC ... 601/15, 18, 19, 27-32, 46-48, 52, 72, 99,
601/112, 113, 118, 135, 137,
601/DIG. 12-DIG. 17; D24/133, 200,
D24/211, 212, 213, 214, 215
CPC A61H 39/04; A61H 7/007; A61H
2015/0014; A61H 2015/0042; A61H
37/00

See application file for complete search history.

(56) **References Cited**

U.S. PATENT DOCUMENTS

- 6,494,849 B2 * 12/2002 Kuo A61H 15/0078
601/112
- D666,304 S * 8/2012 Matsushita D24/215
- D668,771 S * 10/2012 Matsushita D24/211
- D669,590 S * 10/2012 Matsushita D24/211
- D669,998 S * 10/2012 Matsushita D24/215
- D700,351 S * 2/2014 Kojima D24/215
- D712,053 S * 8/2014 Matsushita D24/211

- D725,788 S * 3/2015 Matsushita D24/211
- D725,789 S * 3/2015 Matsushita D24/211
- D728,115 S * 4/2015 Matsushita D24/211
- D792,600 S * 7/2017 van den Dries D24/215
- D820,466 S * 6/2018 Matsushita D24/215
- D827,848 S * 9/2018 Iwagami D24/215
- D828,924 S * 9/2018 Maroney D24/200
- D830,570 S * 10/2018 Matsushita D24/215
- D863,585 S * 10/2019 Weitzner D24/214
- D865,204 S * 10/2019 Matsushita D24/211
- D865,206 S * 10/2019 Matsushita D24/211
- D865,207 S * 10/2019 Matsushita D24/211
- D865,984 S * 11/2019 Matsushita D24/211
- D865,985 S * 11/2019 Matsushita D24/211
- D866,781 S * 11/2019 Maroney D24/200
- 2011/0257569 A1 * 10/2011 Robins A61H 15/00
601/137

(Continued)

OTHER PUBLICATIONS

Refa, "Refa CAXAMI", Dec. 3, 2019. http://www.refa.net/en/item/refa_caxa_m1/. Shown on p. 1. (Year: 2019).*

Primary Examiner — Cynthia Ramirez
Assistant Examiner — Michael A Maharajh
(74) *Attorney, Agent, or Firm* — Sughrue Mion, PLLC

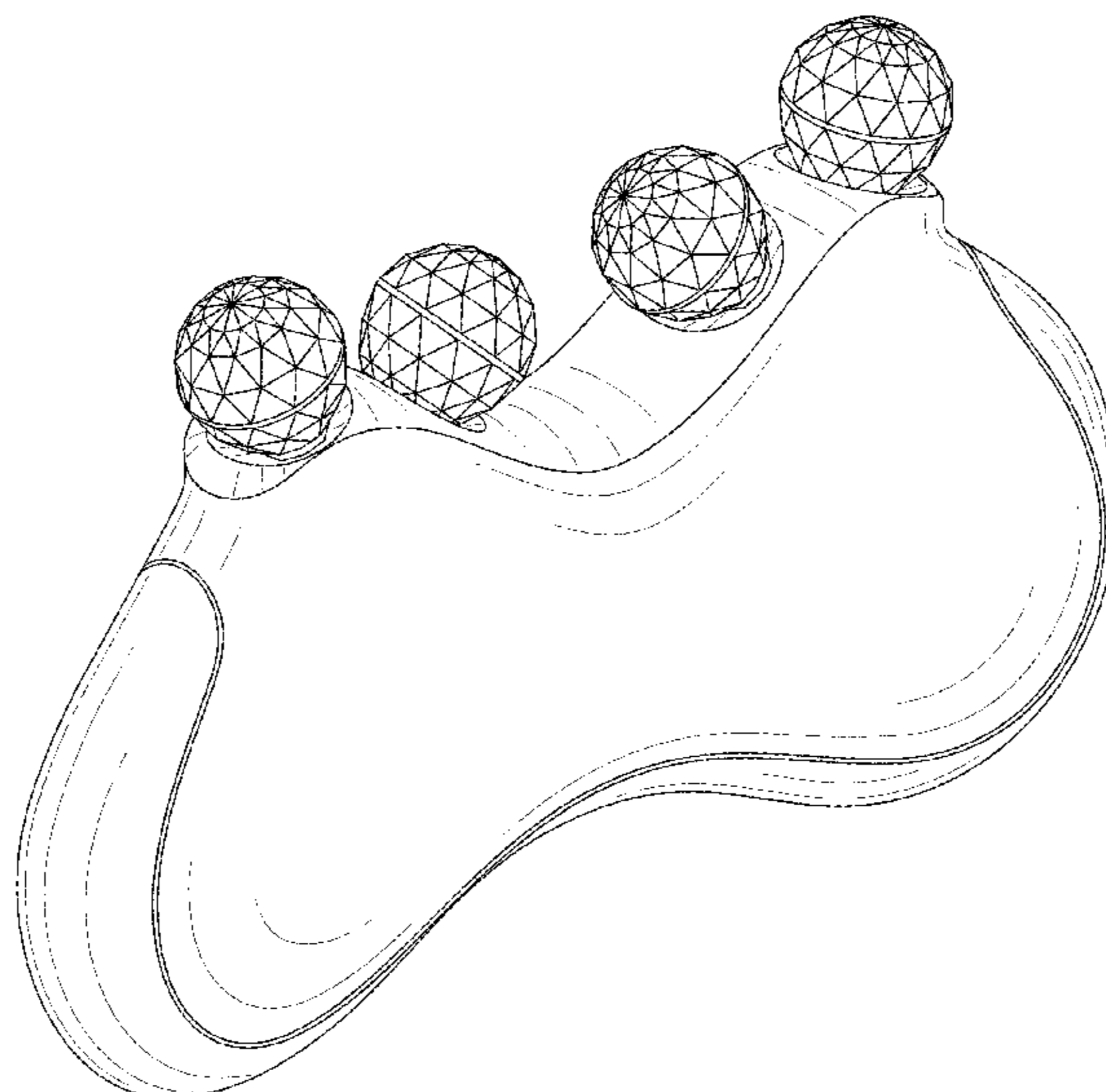
(57) **CLAIM**

The ornamental design for a massaging tool, as shown and described.

DESCRIPTION

FIG. 1 is a perspective view of a massaging tool showing my new design;
FIG. 2 is a front view thereof;
FIG. 3 is a rear view thereof;
FIG. 4 is a left side view thereof;
FIG. 5 is a right side view thereof;
FIG. 6 is a top view thereof; and,
FIG. 7 is a bottom view thereof.

1 Claim, 5 Drawing Sheets



(56)

References Cited

U.S. PATENT DOCUMENTS

2014/0288473 A1* 9/2014 Matsushita A61H 15/00
601/137
2018/0116903 A1* 5/2018 Matsushita A61H 15/00
2019/0008718 A1* 1/2019 Matsushita A61H 15/0092

* cited by examiner

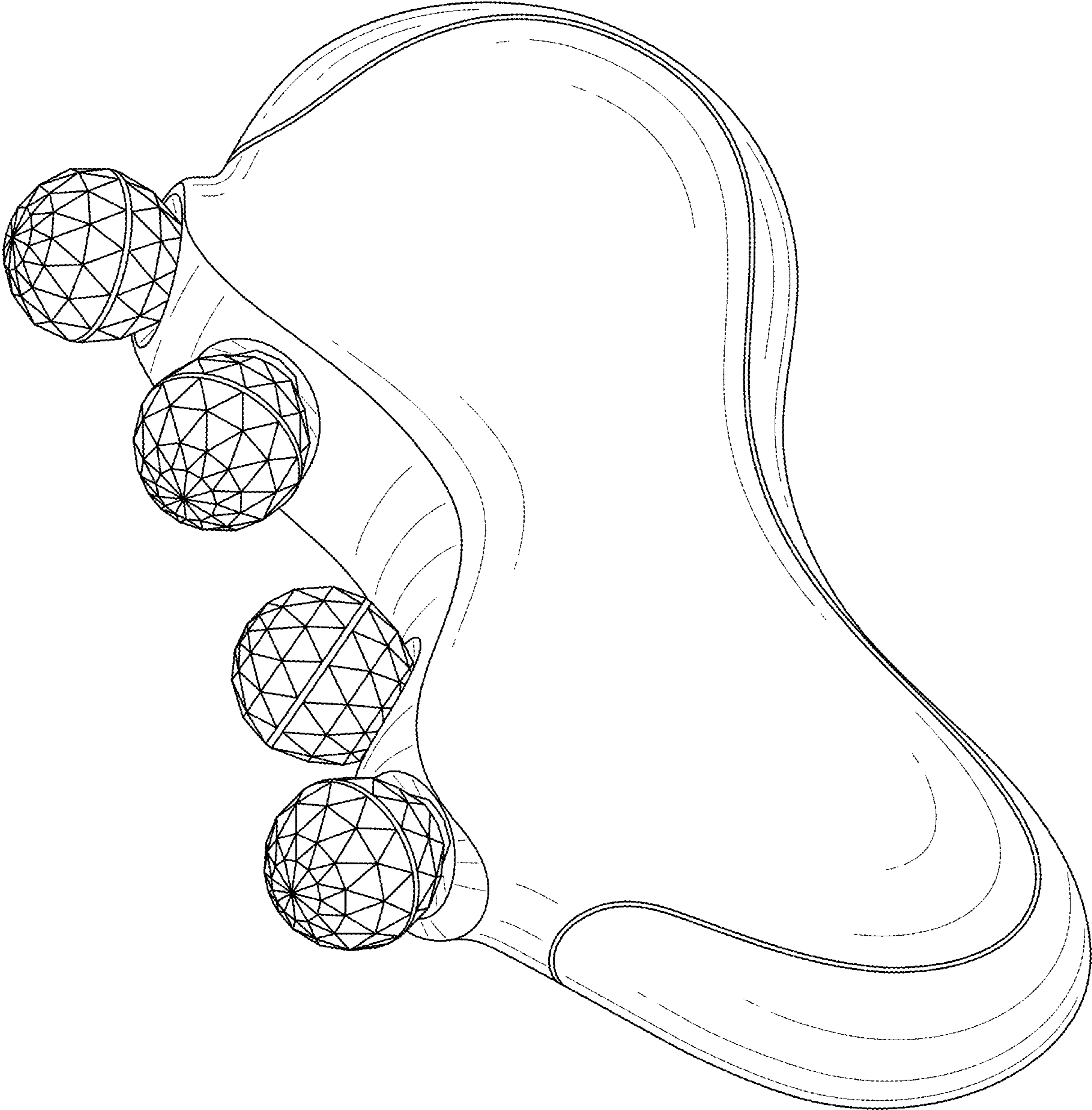


FIG. 1

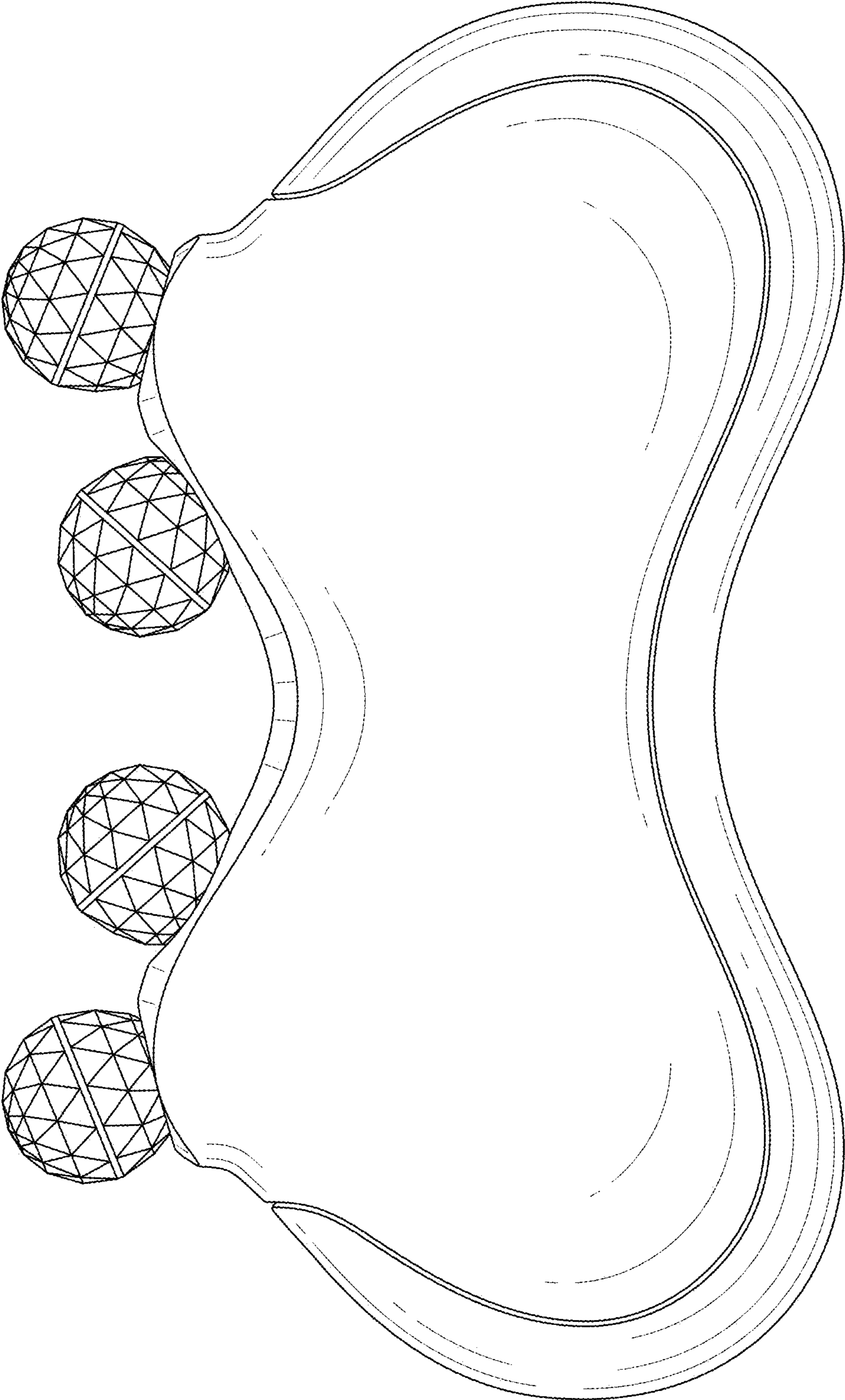


FIG. 2

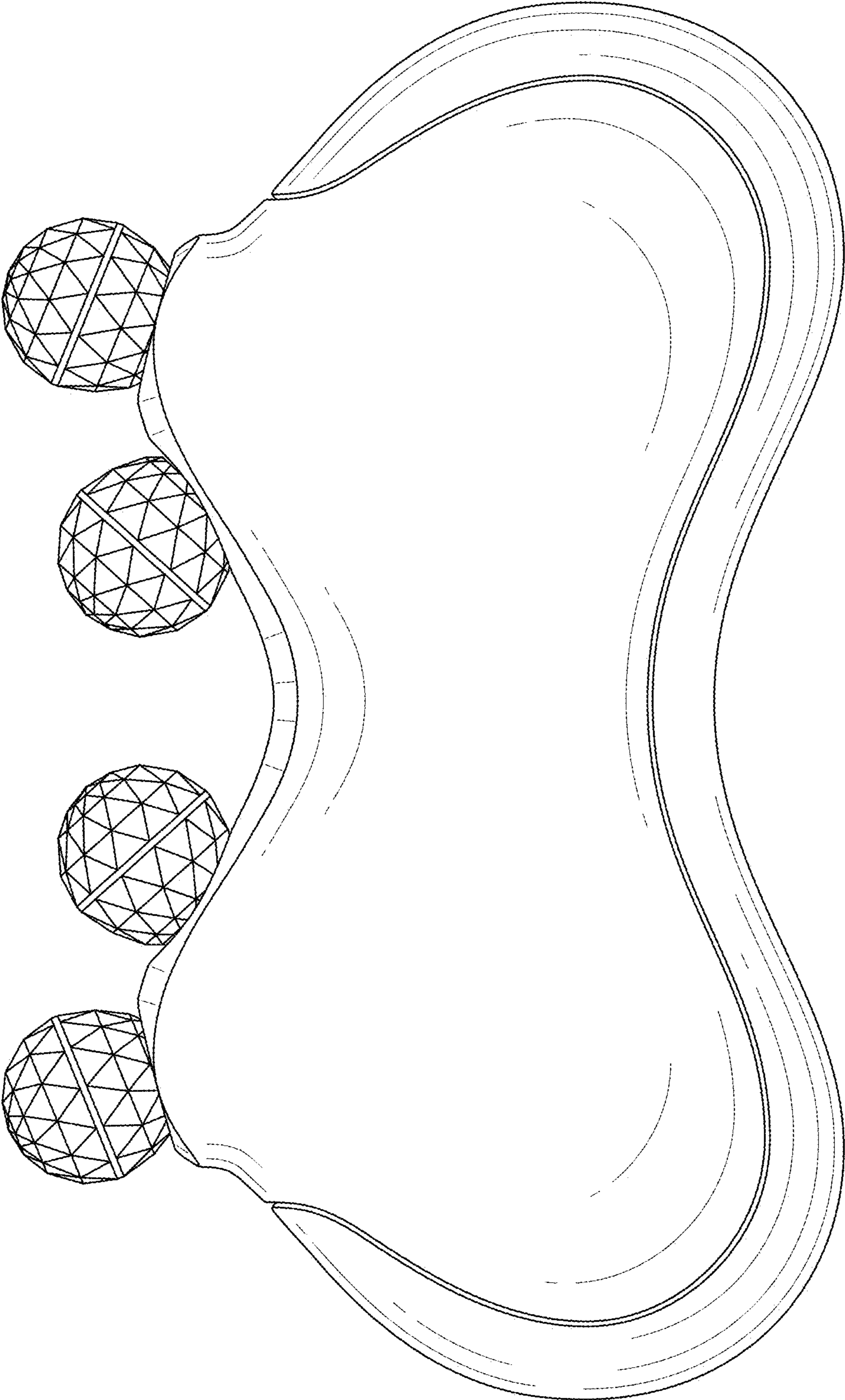


FIG. 3

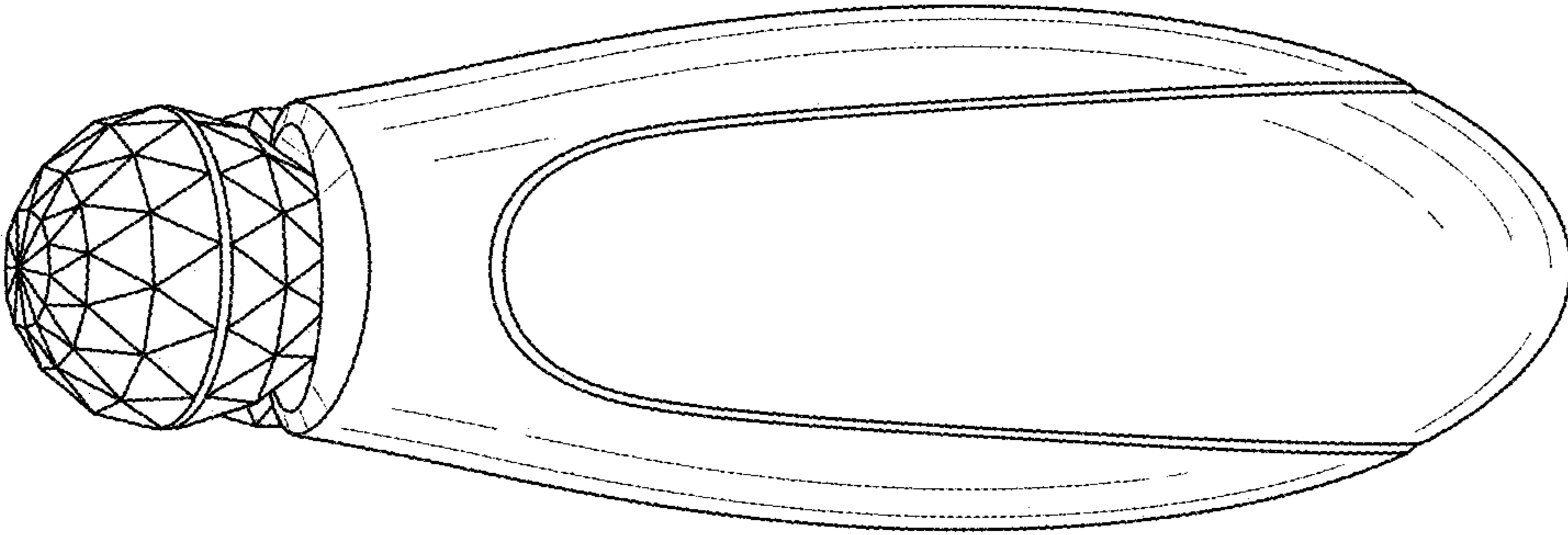


FIG. 5

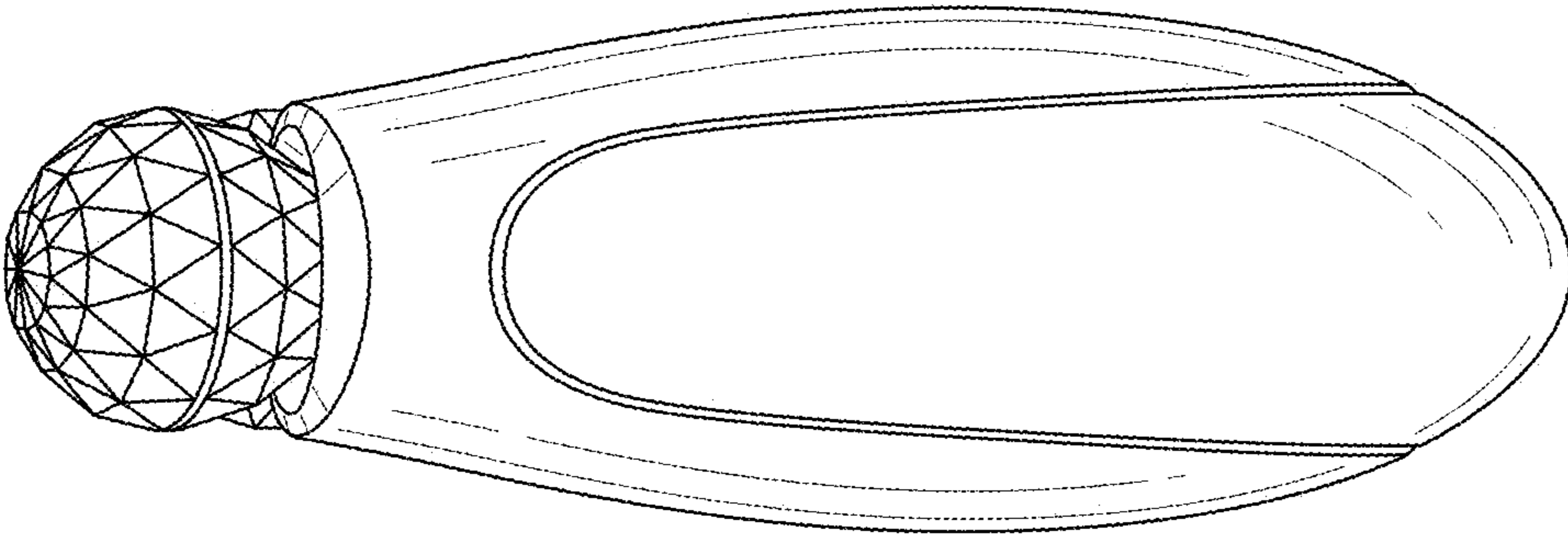


FIG. 4

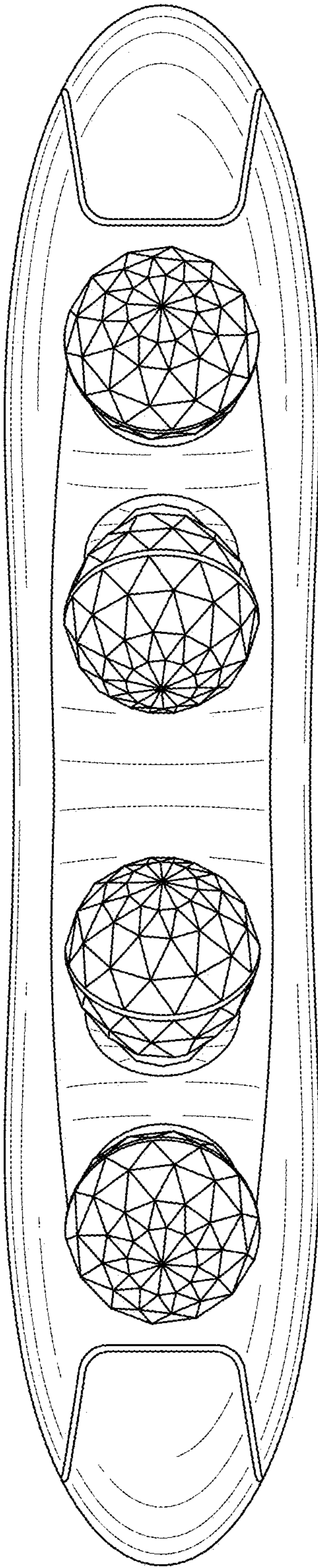


FIG. 6

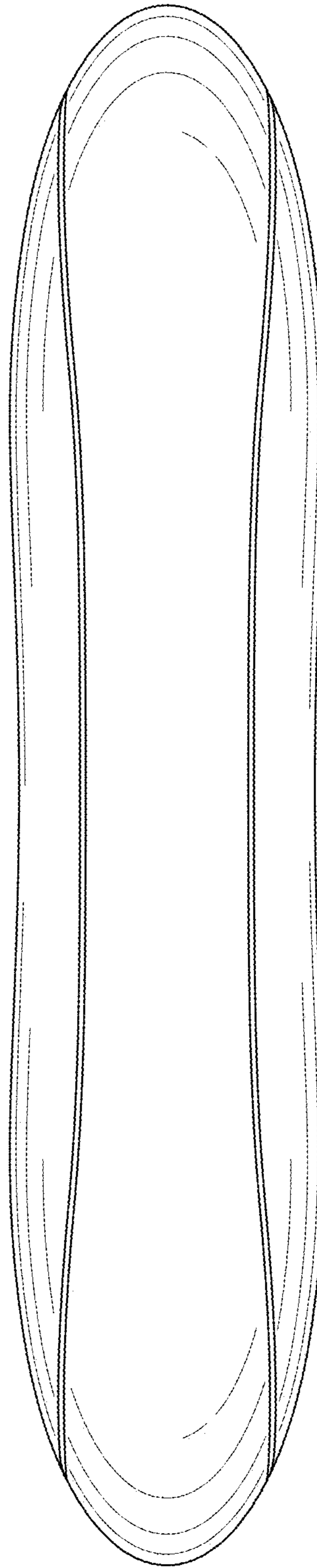


FIG. 7