



US00D880717S

(12) **United States Design Patent** (10) **Patent No.:** **US D880,717 S**
Matsushita (45) **Date of Patent:** **** Apr. 7, 2020**

(54) **MASSAGING TOOL**

(71) Applicant: **MTG CO., LTD.**, Nagoya-shi, Aichi (JP)

(72) Inventor: **Tsuyoshi Matsushita**, Nagoya (JP)

(73) Assignee: **MTG CO., LTD.**, Nagoya-shi, Aichi (JP)

(**) Term: **15 Years**

(21) Appl. No.: **29/677,237**

(22) Filed: **Jan. 18, 2019**

(30) **Foreign Application Priority Data**

Sep. 14, 2018 (JP) 2018-020083

(51) **LOC (12) Cl.** **28-03**

(52) **U.S. Cl.**
USPC **D24/215**

(58) **Field of Classification Search**
USPC ... 601/15, 18, 19, 27-32, 46-48, 52, 72, 99,
601/112, 113, 118, 135, 137,
601/DIG. 12-DIG. 17; D24/133, 200,
D24/211, 212, 213, 214, 215
CPC A61H 39/04; A61H 7/007; A61H
2015/0014; A61H 2015/0042; A61H
37/00

See application file for complete search history.

(56) **References Cited**

U.S. PATENT DOCUMENTS

6,494,849 B2 * 12/2002 Kuo A61H 15/0078
601/112
D666,304 S * 8/2012 Matsushita D24/215
D668,771 S * 10/2012 Matsushita D24/211
D669,590 S * 10/2012 Matsushita D24/211
D669,998 S * 10/2012 Matsushita D24/215
D700,351 S * 2/2014 Kojima D24/215
D712,053 S * 8/2014 Matsushita D24/211

D725,788 S * 3/2015 Matsushita D24/211
D725,789 S * 3/2015 Matsushita D24/211
D728,115 S * 4/2015 Matsushita D24/211
D792,600 S * 7/2017 van den Dries D24/215
D820,466 S * 6/2018 Matsushita D24/215
D827,848 S * 9/2018 Iwagami D24/215
D828,924 S * 9/2018 Maroney D24/200
D830,570 S * 10/2018 Matsushita D24/215
D863,585 S * 10/2019 Weitzner D24/214
D865,204 S * 10/2019 Matsushita D24/211
D865,206 S * 10/2019 Matsushita D24/211
D865,207 S * 10/2019 Matsushita D24/211
D865,984 S * 11/2019 Matsushita D24/211

(Continued)

OTHER PUBLICATIONS

Refa, "Refa CAXAM1", Dec. 3, 2019. http://www.refa.net/en/item/refa_caxa_m1/. Shown on p. 1. (Year: 2019).*

Primary Examiner — Cynthia Ramirez

Assistant Examiner — Michael A Maharajh

(74) *Attorney, Agent, or Firm* — Sughrue Mion, PLLC

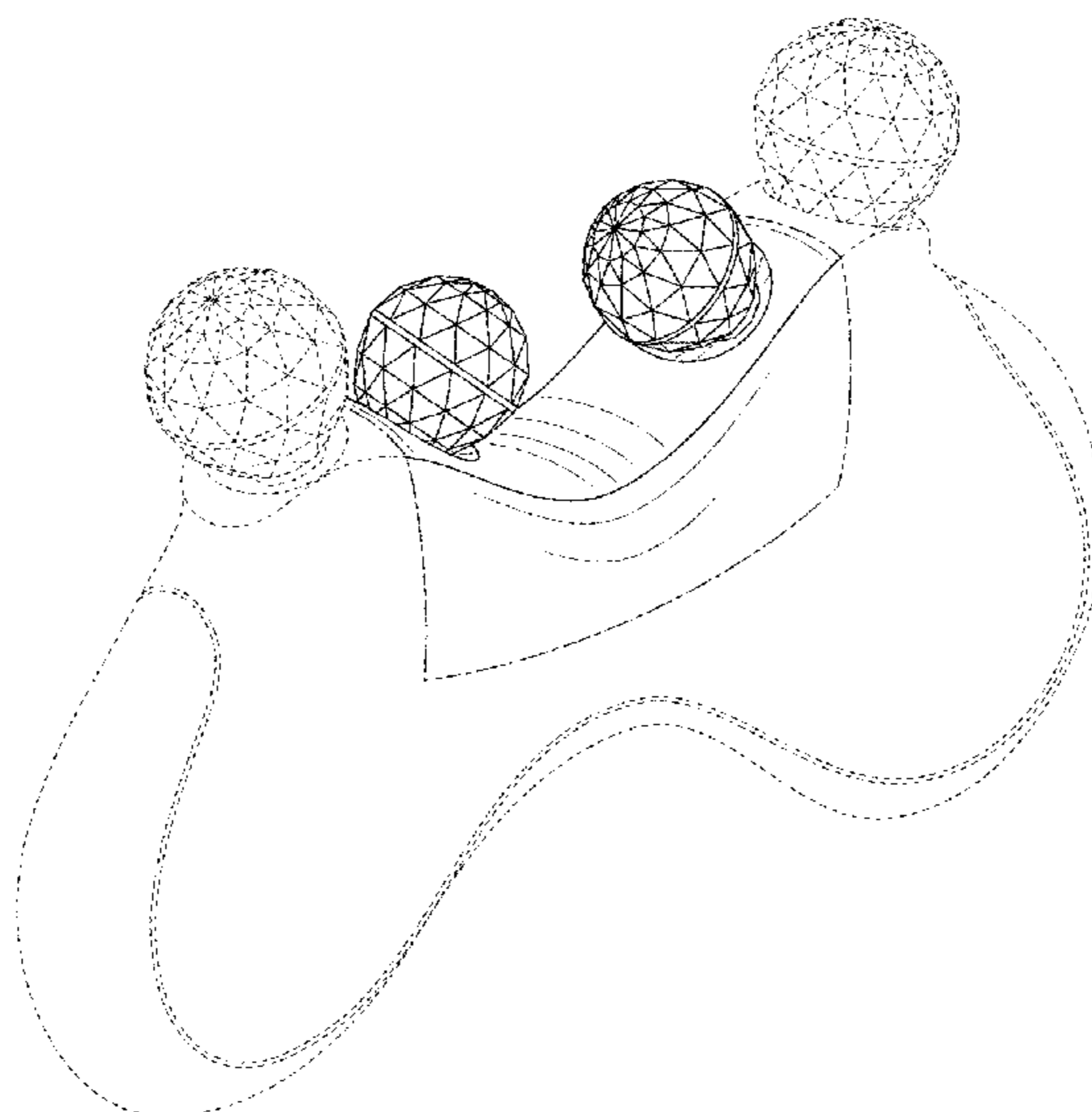
(57) **CLAIM**

The ornamental design for a massaging tool, as shown and described.

DESCRIPTION

FIG. 1 is a perspective view of a massaging tool showing my new design;
FIG. 2 is a front view thereof;
FIG. 3 is a rear view thereof;
FIG. 4 is a left side view thereof;
FIG. 5 is a right side view thereof;
FIG. 6 is a top view thereof; and,
FIG. 7 is a bottom view thereof.
The broken lines illustrate portions of the massaging tool and form no part of the claimed design.
The dash dotted lines denote the boundaries of the claim and form no part of the claimed design.

1 Claim, 5 Drawing Sheets



(56)

References Cited

U.S. PATENT DOCUMENTS

D865,985 S * 11/2019 Matsushita D24/211
D866,781 S * 11/2019 Maroney D24/200
2011/0257569 A1* 10/2011 Robins A61H 15/00
601/137
2014/0288473 A1* 9/2014 Matsushita A61H 15/00
601/137
2018/0116903 A1* 5/2018 Matsushita A61H 15/00
2019/0008718 A1* 1/2019 Matsushita A61H 15/0092

* cited by examiner

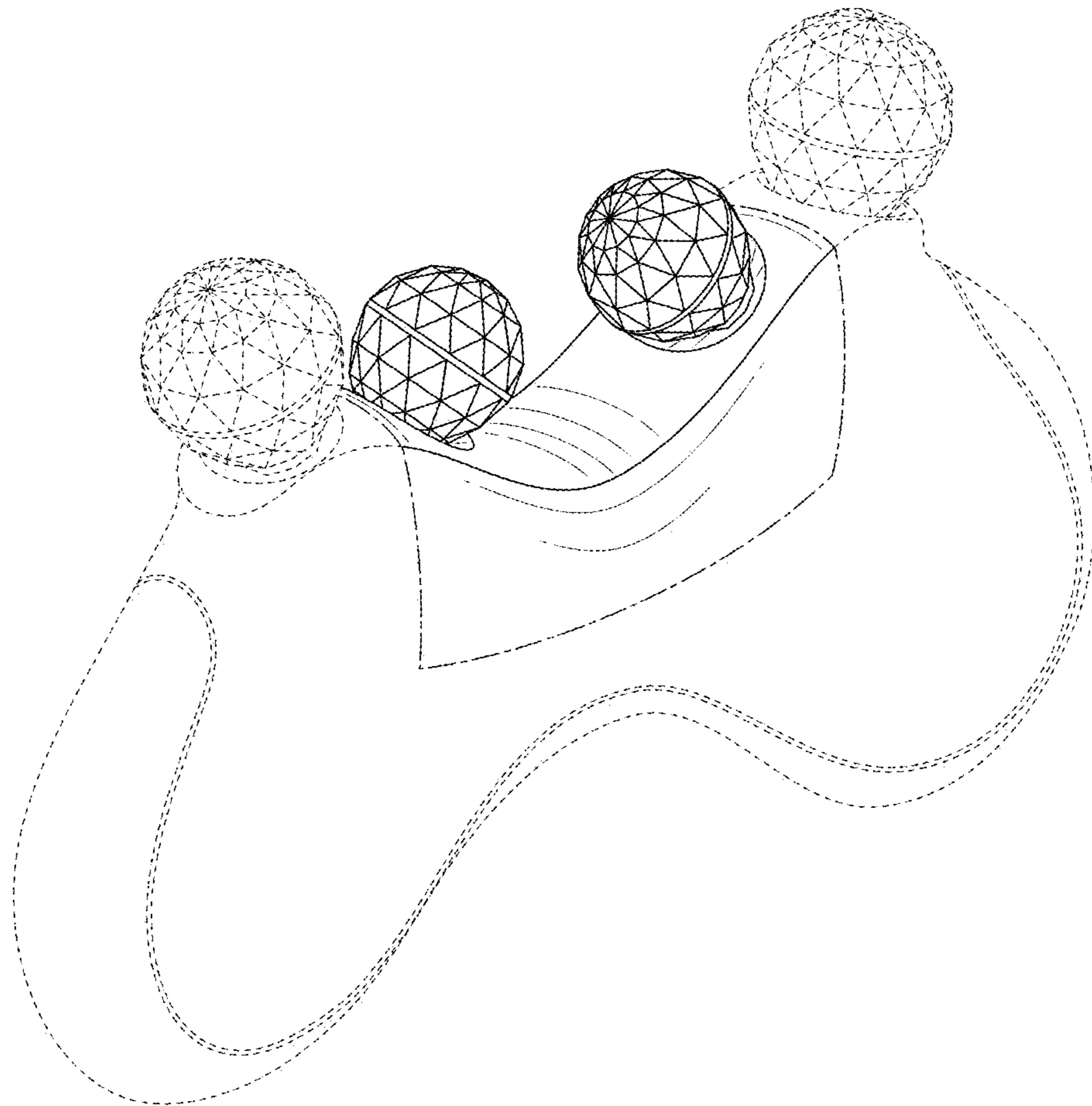


FIG. 1

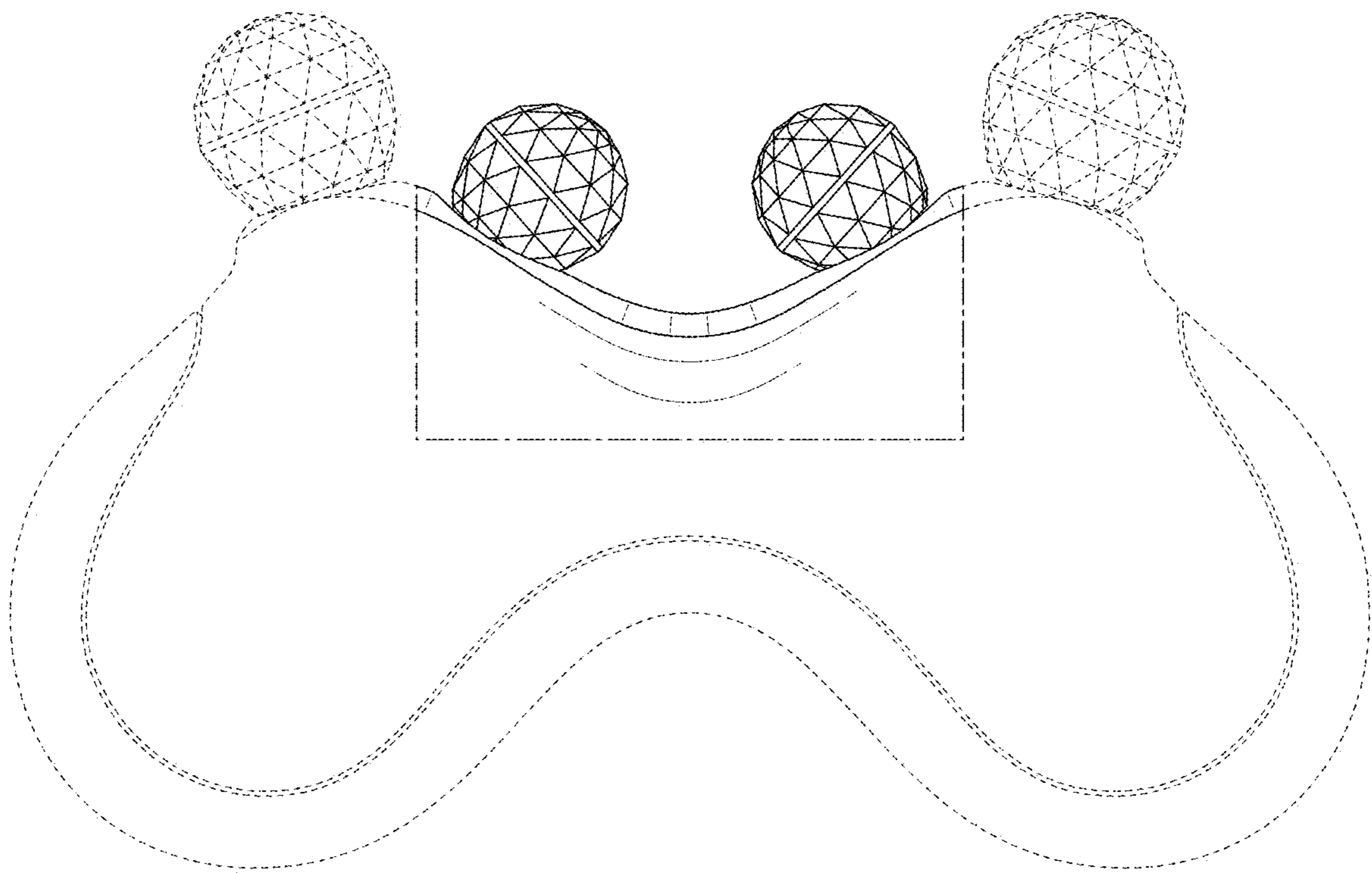


FIG. 2

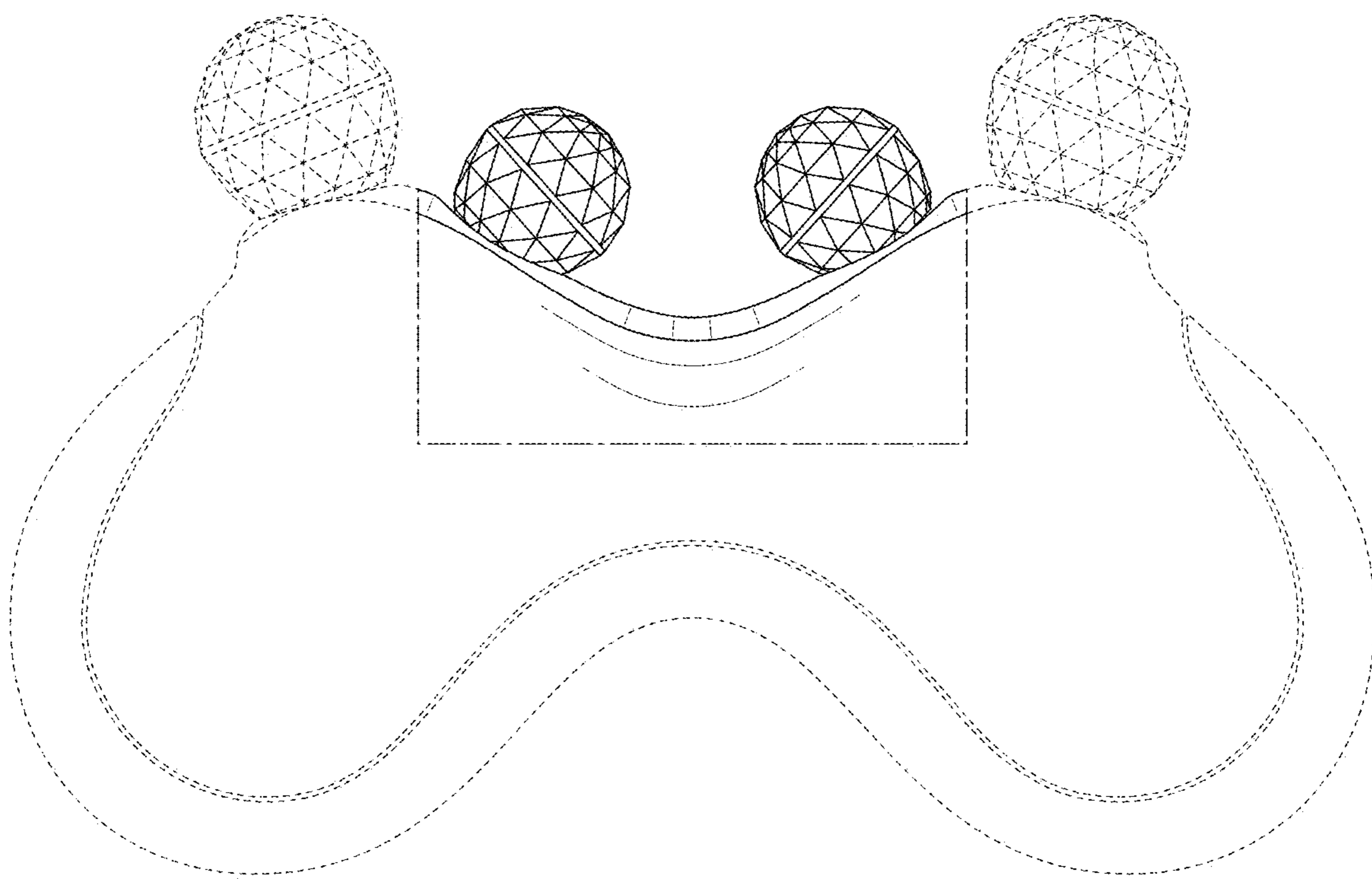


FIG. 3

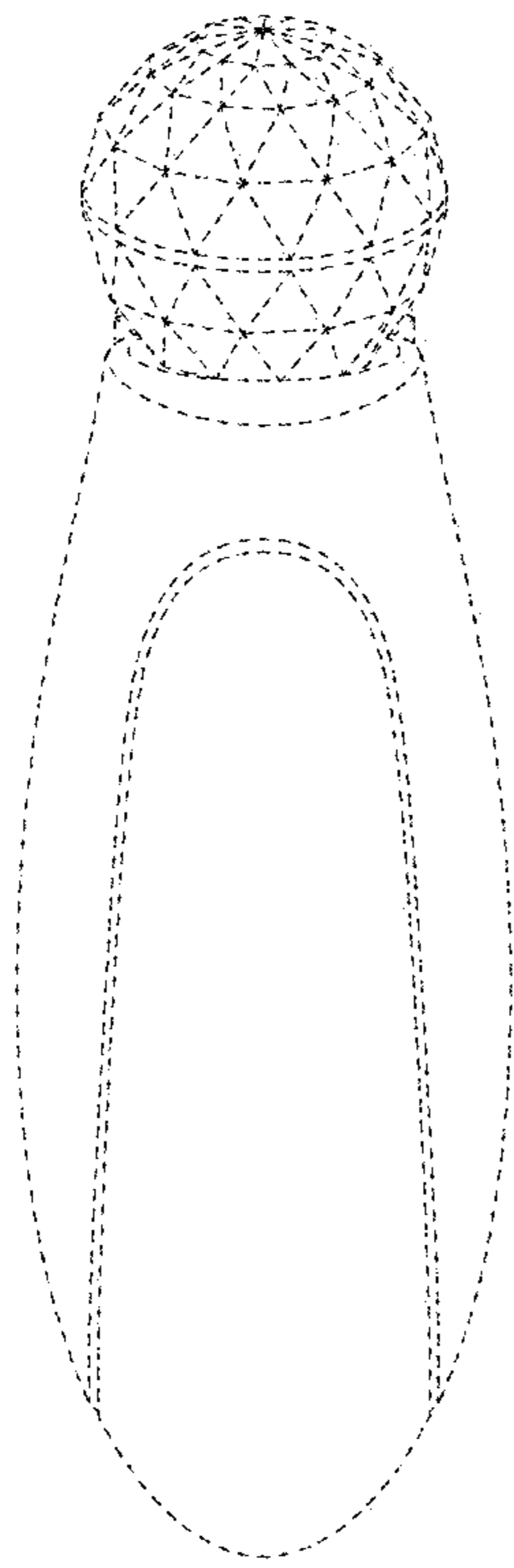


FIG. 4

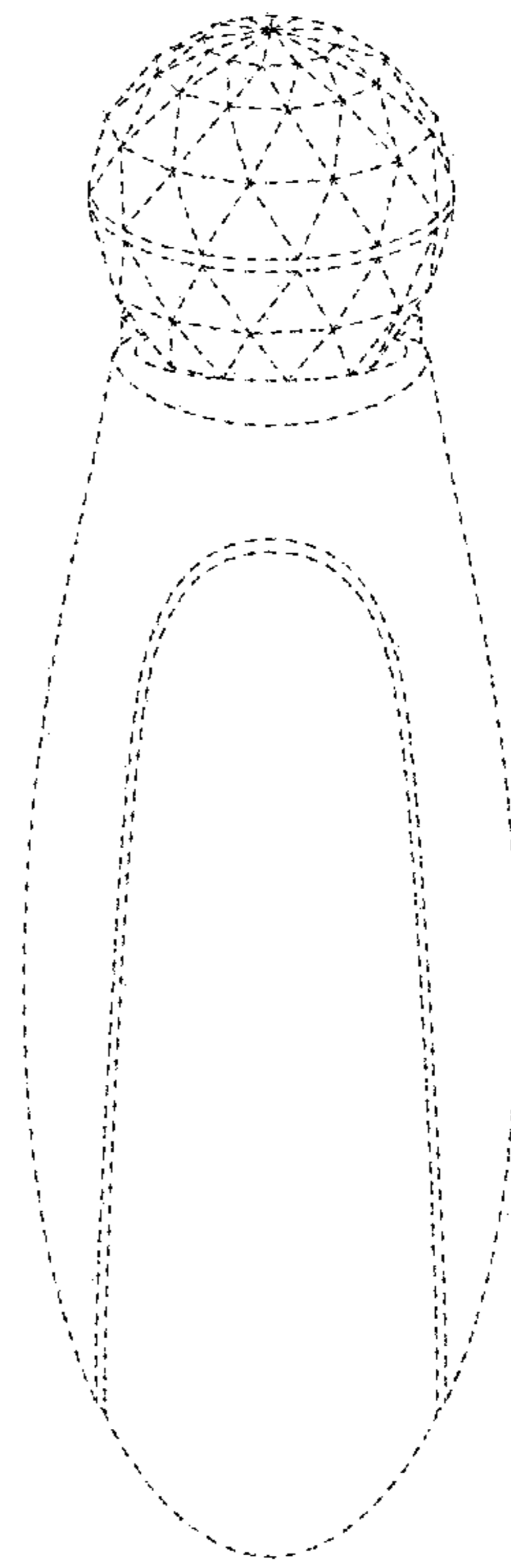


FIG. 5

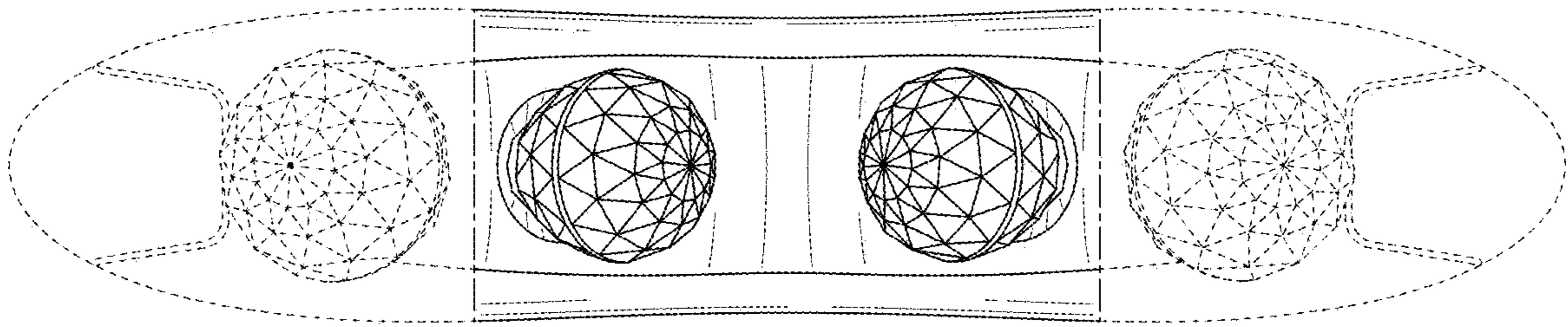


FIG. 6

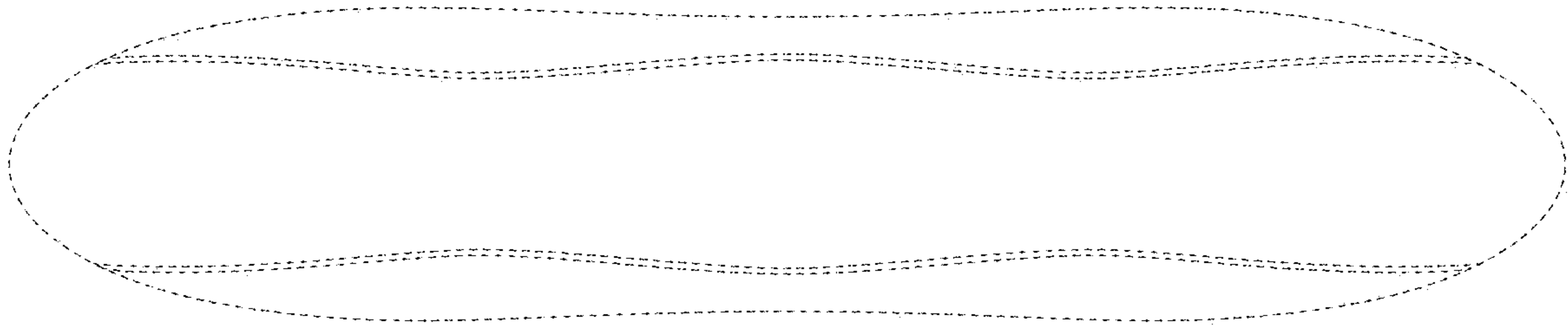


FIG. 7