



US00D880708S

(12) **United States Design Patent**
Levi

(10) **Patent No.:** **US D880,708 S**

(45) **Date of Patent:** **** Apr. 7, 2020**

(54) **FACE DEVICE FOR SKIN TONING**

(71) Applicant: **Guy Levi**, Fort Lauderdale, FL (US)

(72) Inventor: **Guy Levi**, Fort Lauderdale, FL (US)

(**) Term: **15 Years**

(21) Appl. No.: **29/677,691**

(22) Filed: **Jan. 23, 2019**

(51) **LOC (12) Cl.** **28-03**

(52) **U.S. Cl.**
USPC **D24/209**; D24/200; D24/214

(58) **Field of Classification Search**
USPC D24/107, 186, 200, 214, 209, 210, 231;
D28/9, 44.1
CPC A61N 5/062; A61N 5/0616; A61N 5/0618;
A61N 2005/0629; A61N 2005/0636;
A61N 2005/064; A61N 2005/0643; A61N
2005/0644; A61N 2005/0659; A61N
2005/0662; A61N 2005/0663; A61N
2005/005; A61N 2005/067; A61B
2018/00452; A61B 2018/1807; A61B
2018/00023; A61B 2018/202; A61B
2018/2023

See application file for complete search history.

(56) **References Cited**

U.S. PATENT DOCUMENTS

D641,489 S * 7/2011 Hayton D24/209
D652,516 S * 1/2012 Sherwood D24/133
D700,345 S * 2/2014 Park D24/200

D702,851 S * 4/2014 Lee D24/209
D731,072 S * 6/2015 van den Dries D24/200
D737,990 S * 9/2015 Lee D24/200
D752,235 S * 3/2016 Levi D24/200
9,744,315 B1 * 8/2017 Levi A61M 11/005
D845,497 S * 4/2019 Cole D24/200
D860,468 S * 9/2019 Ylitalo D24/200

OTHER PUBLICATIONS

Fat Iron. Lumina NRG. Retrived on Feb. 4, 2020. https://housewares.org/HousewaresConnect365/Detail?com_uid=00028898&searchTerm=Skin%20Care%20Systems&searchType=Product%2FIndex&comname=Lumina%2BNRG.*

* cited by examiner

Primary Examiner — Anhdao Doan

(74) *Attorney, Agent, or Firm* — David W Barman

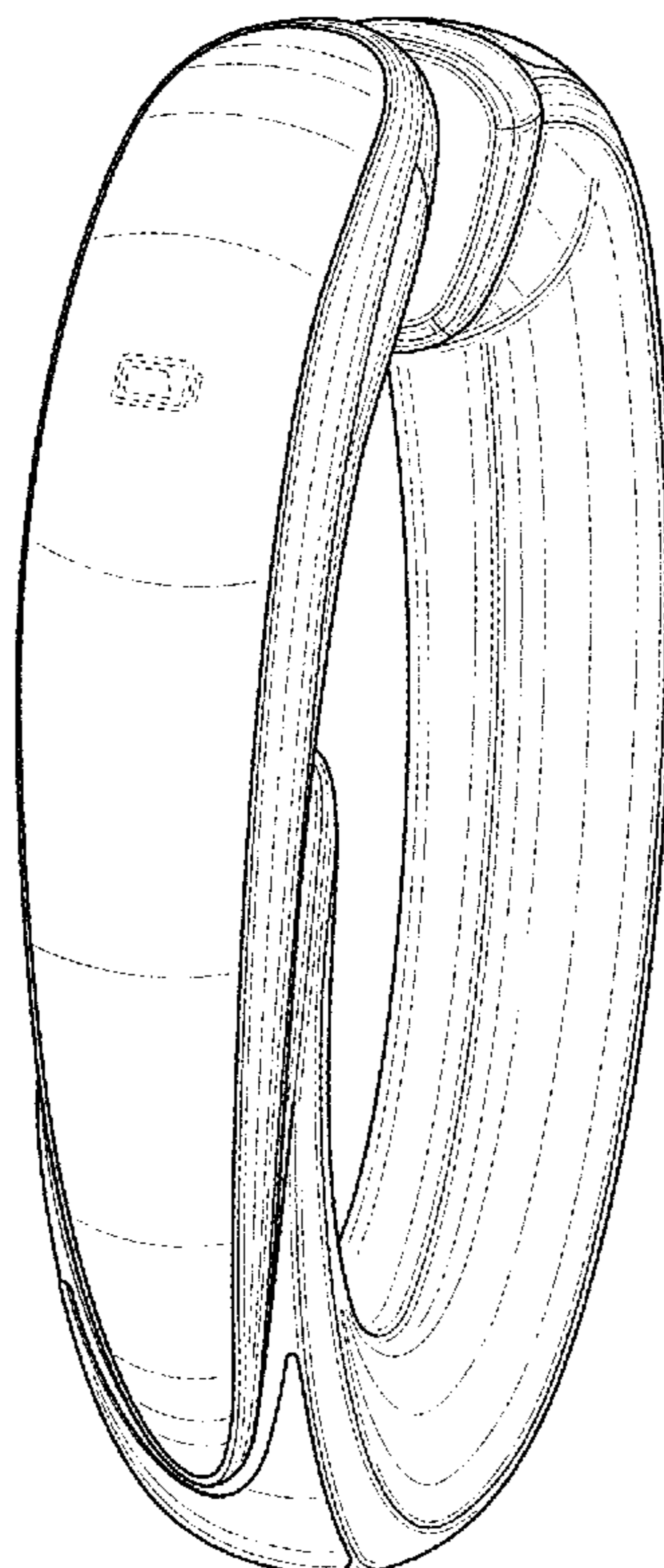
(57) **CLAIM**

The ornamental design for a face device for skin toning, as shown and described.

DESCRIPTION

FIG. 1 is a front perspective of the present invention.
FIG. 2 is right side view of the present invention.
FIG. 3 is a left side view of the present invention.
FIG. 4 is a front view of the present invention.
FIG. 5 is a back view of the present invention.
FIG. 6 is a top view of the present invention; and,
FIG. 7 is a bottom view of the present invention.

1 Claim, 4 Drawing Sheets



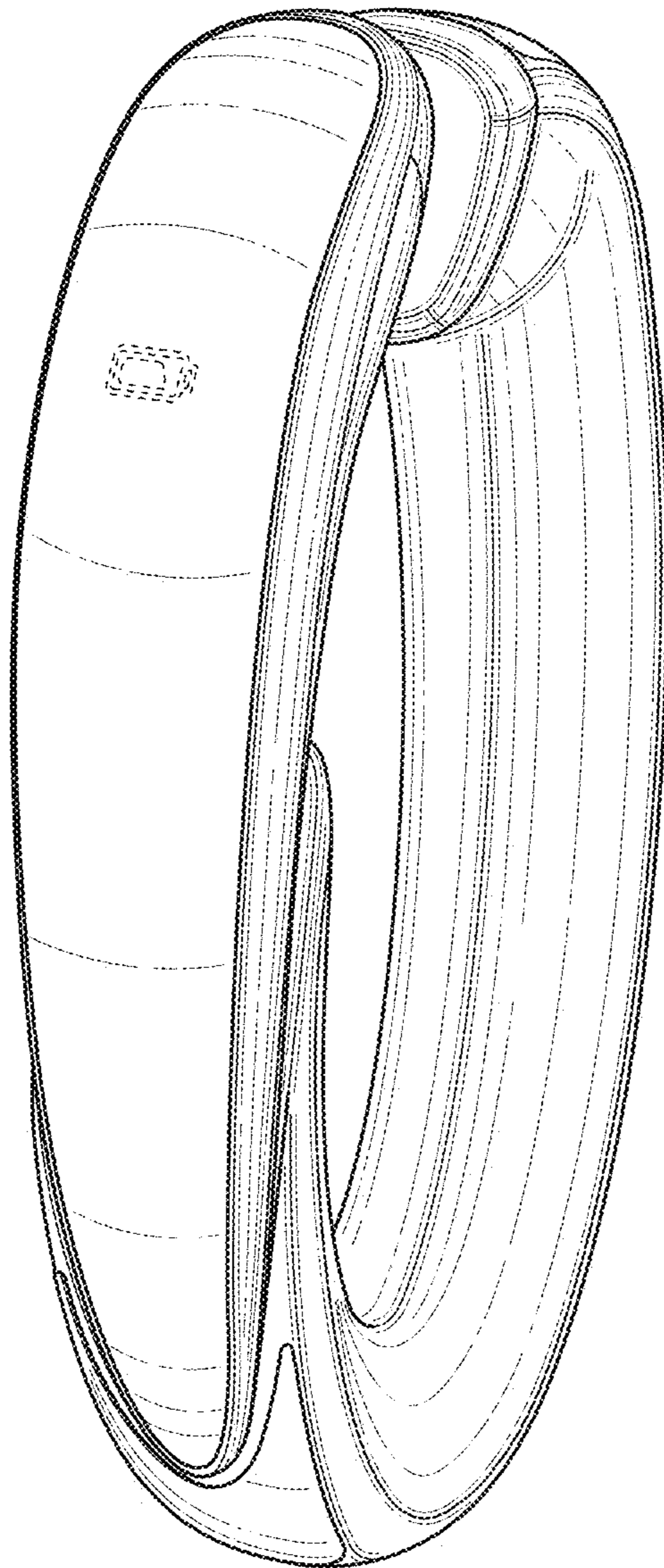


FIG. 1

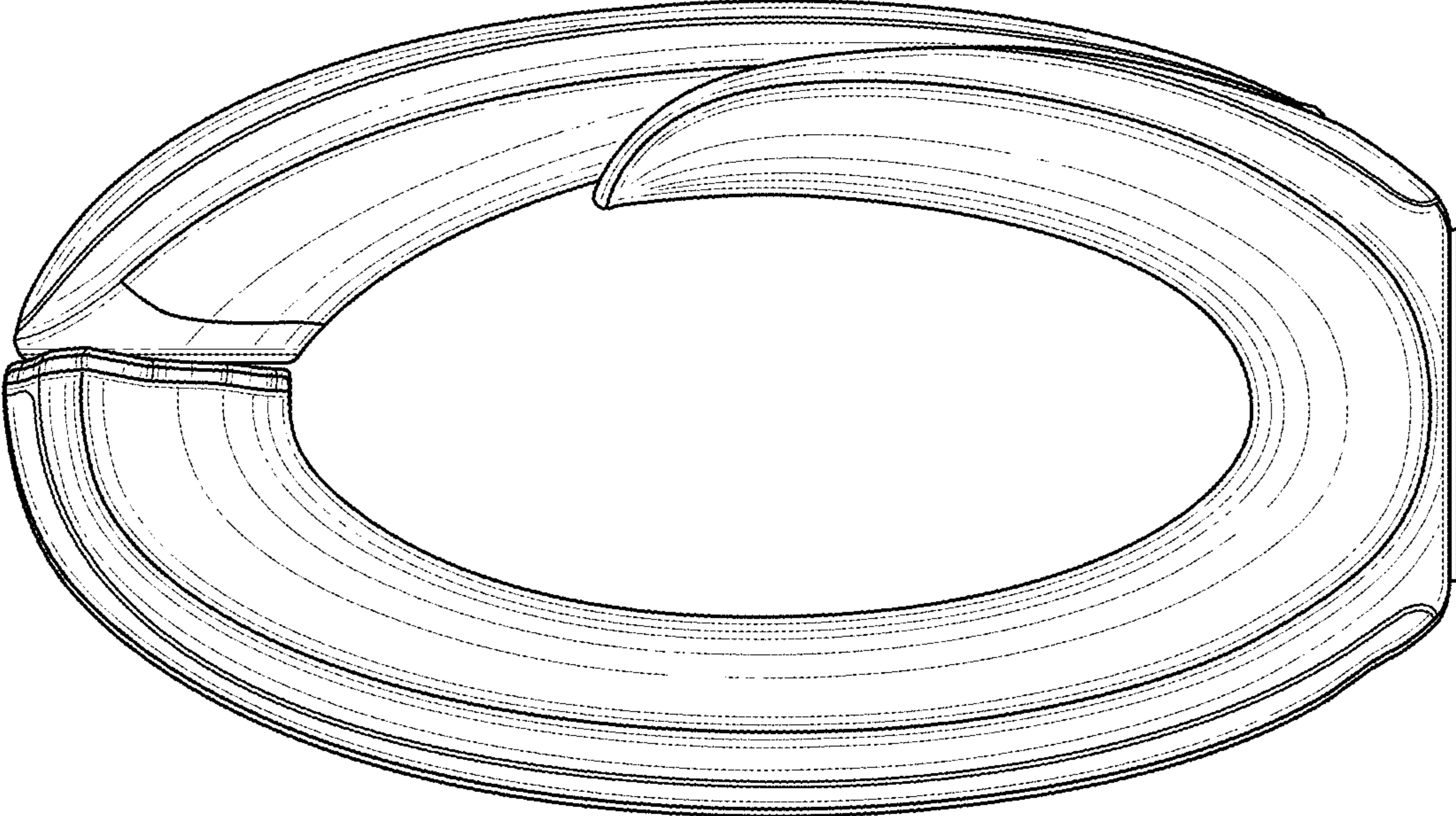


FIG. 3

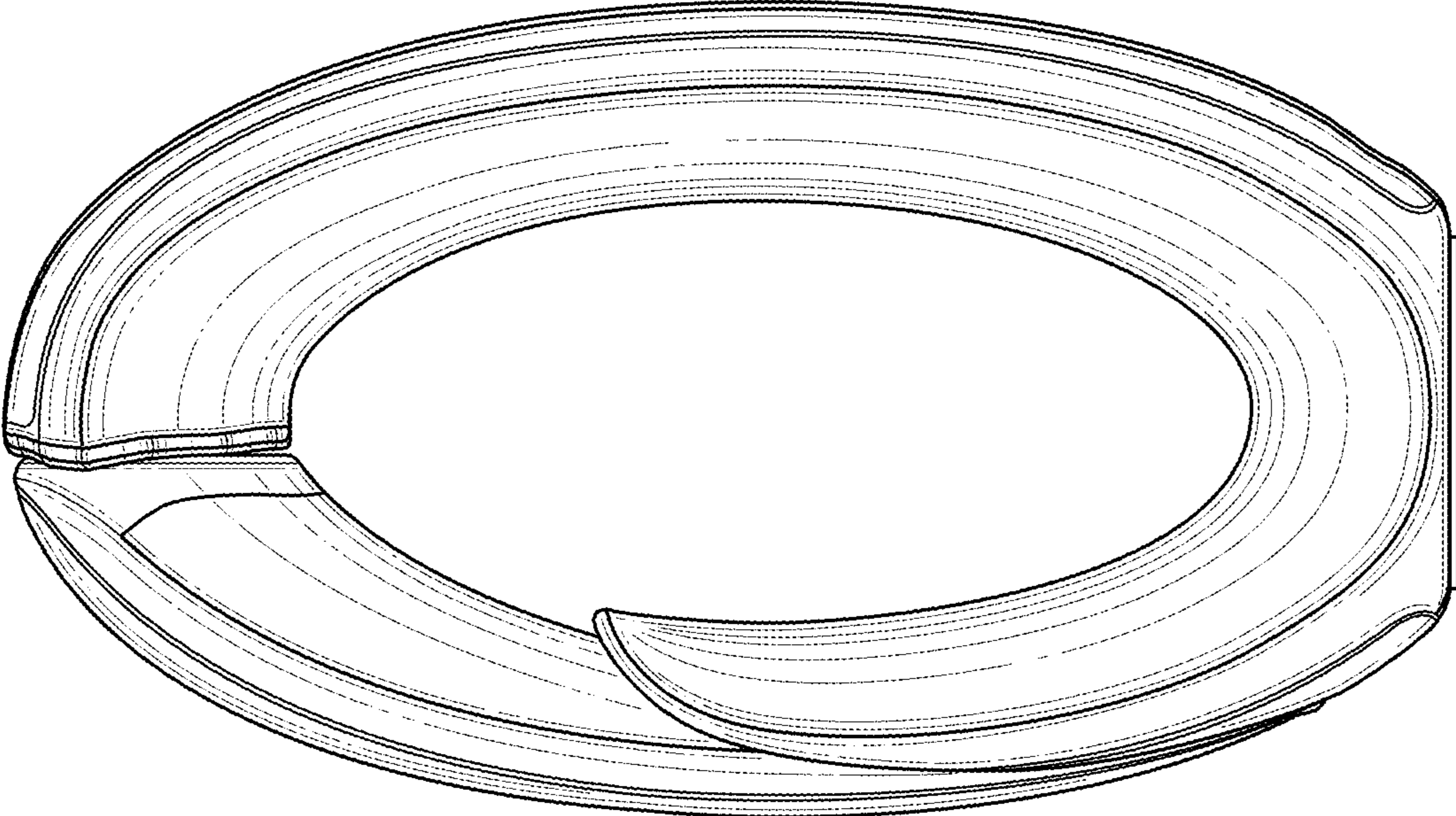


FIG. 2

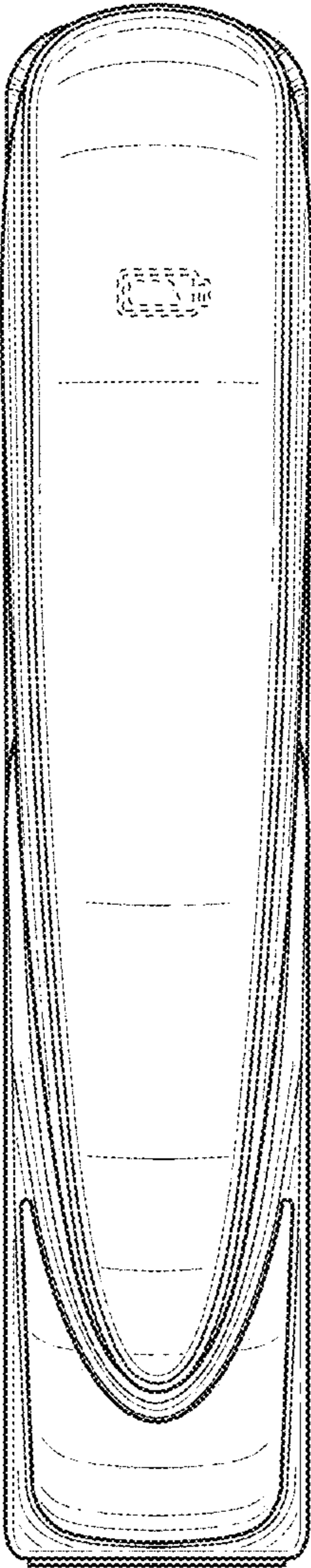


FIG. 4

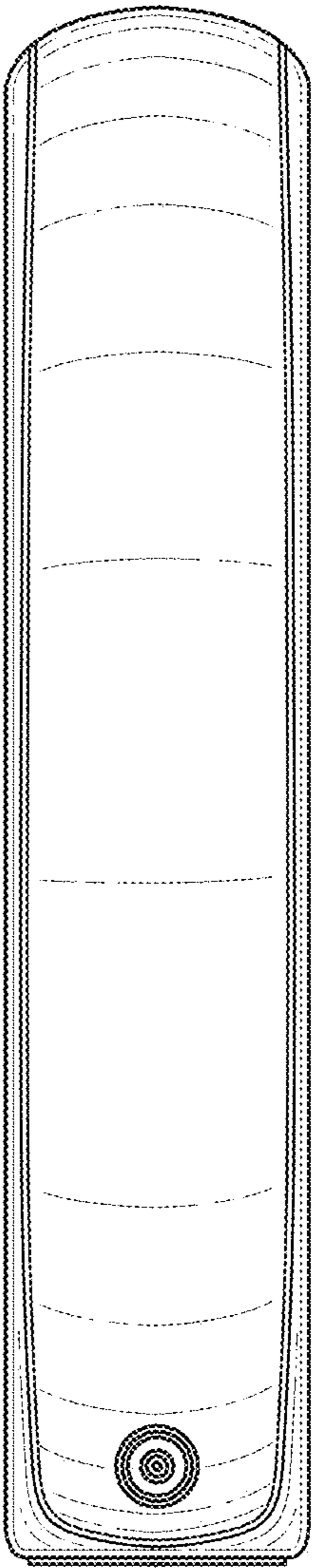


FIG. 5

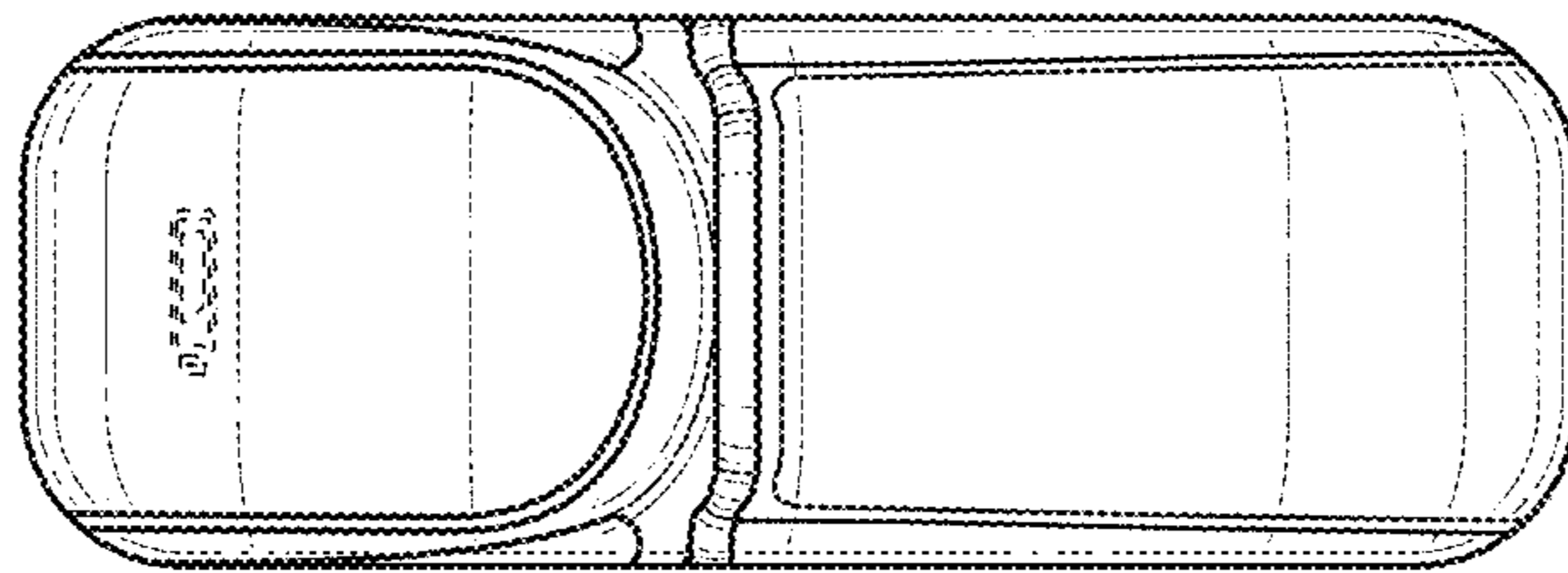


FIG. 6

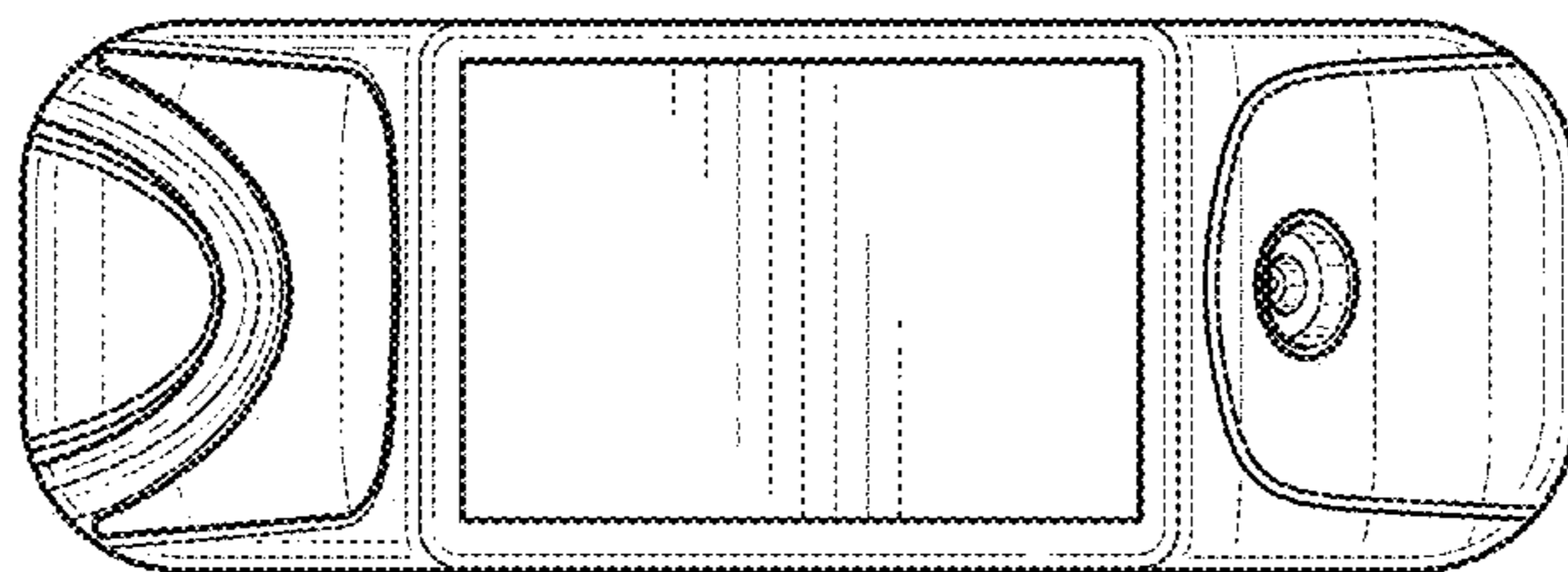


FIG. 7