



US00D880668S

(12) **United States Design Patent**
Zeng et al.

(10) **Patent No.:** **US D880,668 S**

(45) **Date of Patent:** **** Apr. 7, 2020**

(54) **OUTDOOR UNIT FOR AIR CONDITIONER**

(71) Applicant: **Gree Electric Appliances, Inc. of Zhuhai, Zhuhai (CN)**

(72) Inventors: **Caizhou Zeng, Zhuhai (CN); Yuexin Guo, Zhuhai (CN); Biyao Zhang, Zhuhai (CN); Weiqiang Li, Zhuhai (CN)**

(73) Assignee: **Gree Electric Appliances, Inc. of Zhuhai, Zhuhai (CN)**

(**) Term: **15 Years**

(21) Appl. No.: **29/656,202**

(22) Filed: **Jul. 11, 2018**

(51) **LOC (12) Cl.** **23-04**

(52) **U.S. Cl.**
USPC **D23/351**

(58) **Field of Classification Search**
USPC D23/333, 335, 341, 342, 351, 353, 354, D23/355, 356, 359, 364, 365, 370, 385, D23/386, 388, 393
CPC F24F 1/00; F24F 1/0007; F24F 1/02; F24F 1/08; F24F 1/42; F24F 1/56; F24F 1/60; F24F 3/044; F24F 3/048; F24F 3/16; F24F 7/00; F24F 7/04; F24F 12/001; F24F 12/006

See application file for complete search history.

(56) **References Cited**

U.S. PATENT DOCUMENTS

D230,153 S * 1/1974 Hoyle et al. D23/351
4,261,418 A * 4/1981 Helt F24F 1/50
165/134.1

D275,030 S * 8/1984 Bowen D23/351
4,475,585 A * 10/1984 Hoeffken F24F 13/20
165/122
D306,642 S * 3/1990 Chang D23/351
D349,565 S * 8/1994 Burns D23/351
D383,200 S * 9/1997 Hancock D23/351
D454,186 S * 3/2002 Caronna D23/351
D454,388 S * 3/2002 Mutchnik D23/351
D463,540 S * 9/2002 Kammer D23/351
D513,528 S * 1/2006 Tucker D23/351
D529,157 S * 9/2006 Tice D23/351
D534,259 S * 12/2006 David D23/351
D540,452 S * 4/2007 Narayanamurthy D23/351
D597,642 S * 8/2009 Kaiser D23/351
D846,719 S * 4/2019 Niki D23/351
D847,318 S * 4/2019 Shah D23/351

* cited by examiner

Primary Examiner — Natasha Vujcic

(74) *Attorney, Agent, or Firm* — The Webb Law Firm

(57) **CLAIM**

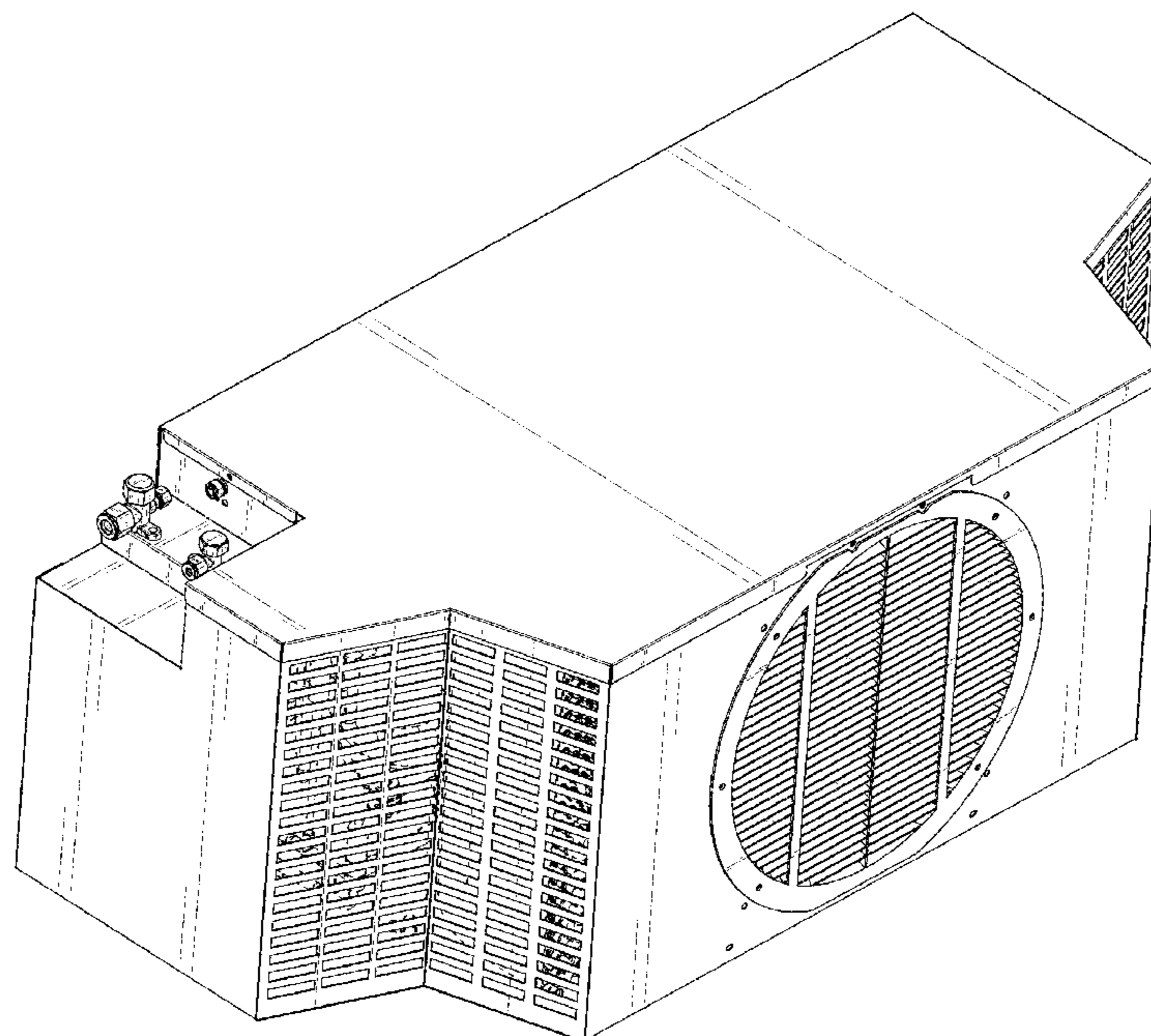
The ornamental design for an outdoor unit for air conditioner, as shown and described.

DESCRIPTION

FIG. 1 is a perspective view of an outdoor unit for air conditioner showing our new design; FIG. 2 is a front view thereof; FIG. 3 is a rear view thereof; FIG. 4 is a left side view thereof; FIG. 5 is a right side view thereof; FIG. 6 is a top view thereof; and, FIG. 7 is a bottom view thereof.

The broken lines in the drawings illustrate portions of the outdoor unit for air conditioner which form no part of the claimed design.

1 Claim, 7 Drawing Sheets



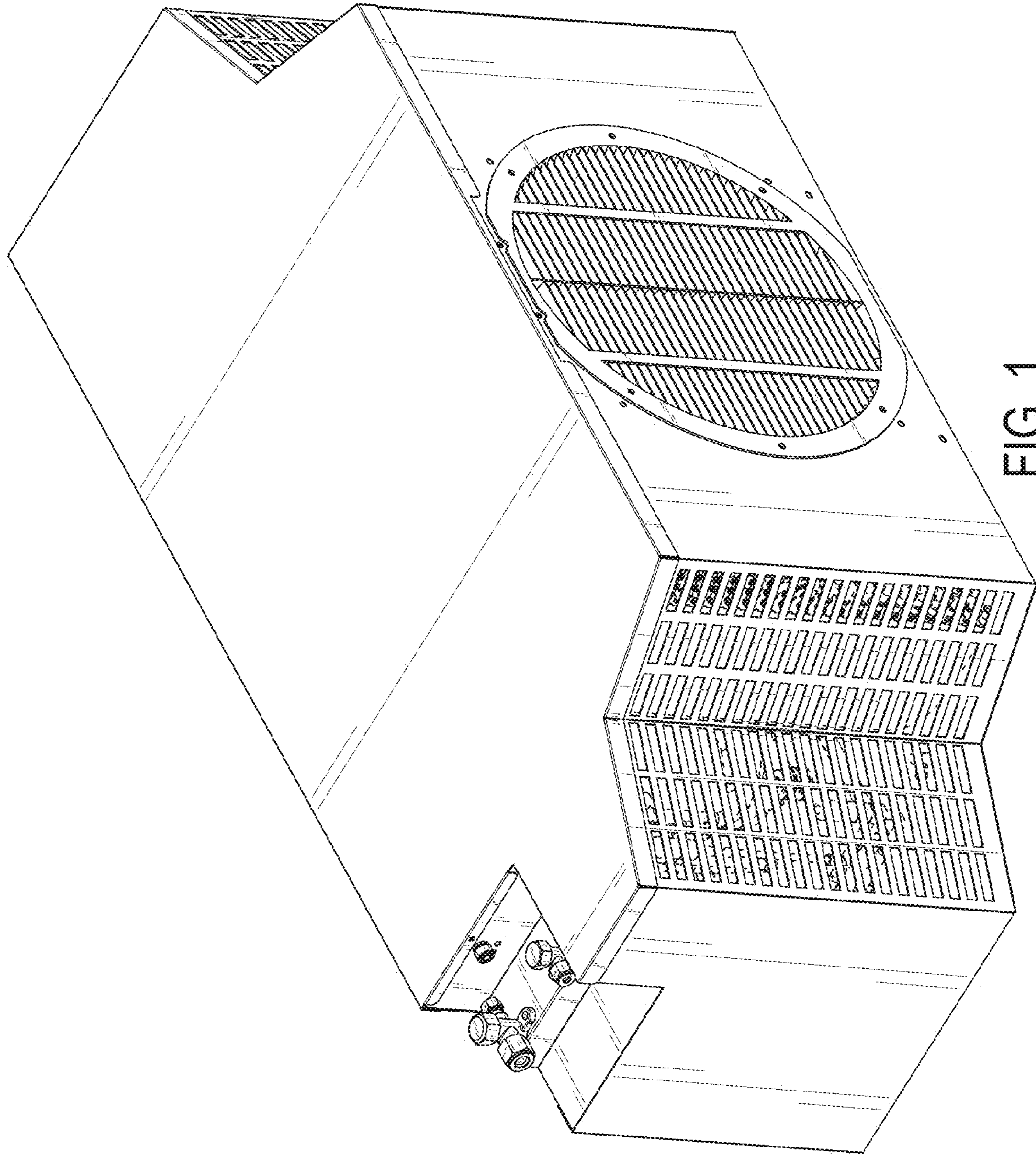


FIG. 1

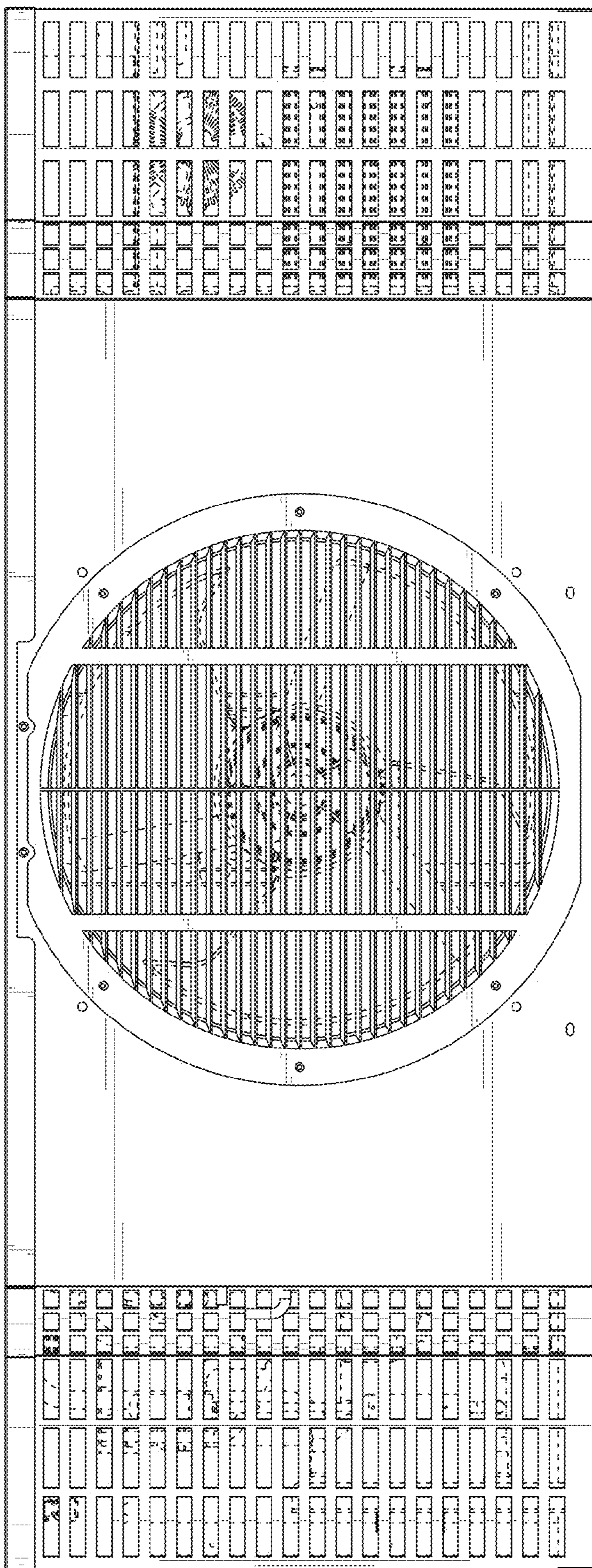


FIG. 2




FIG. 3

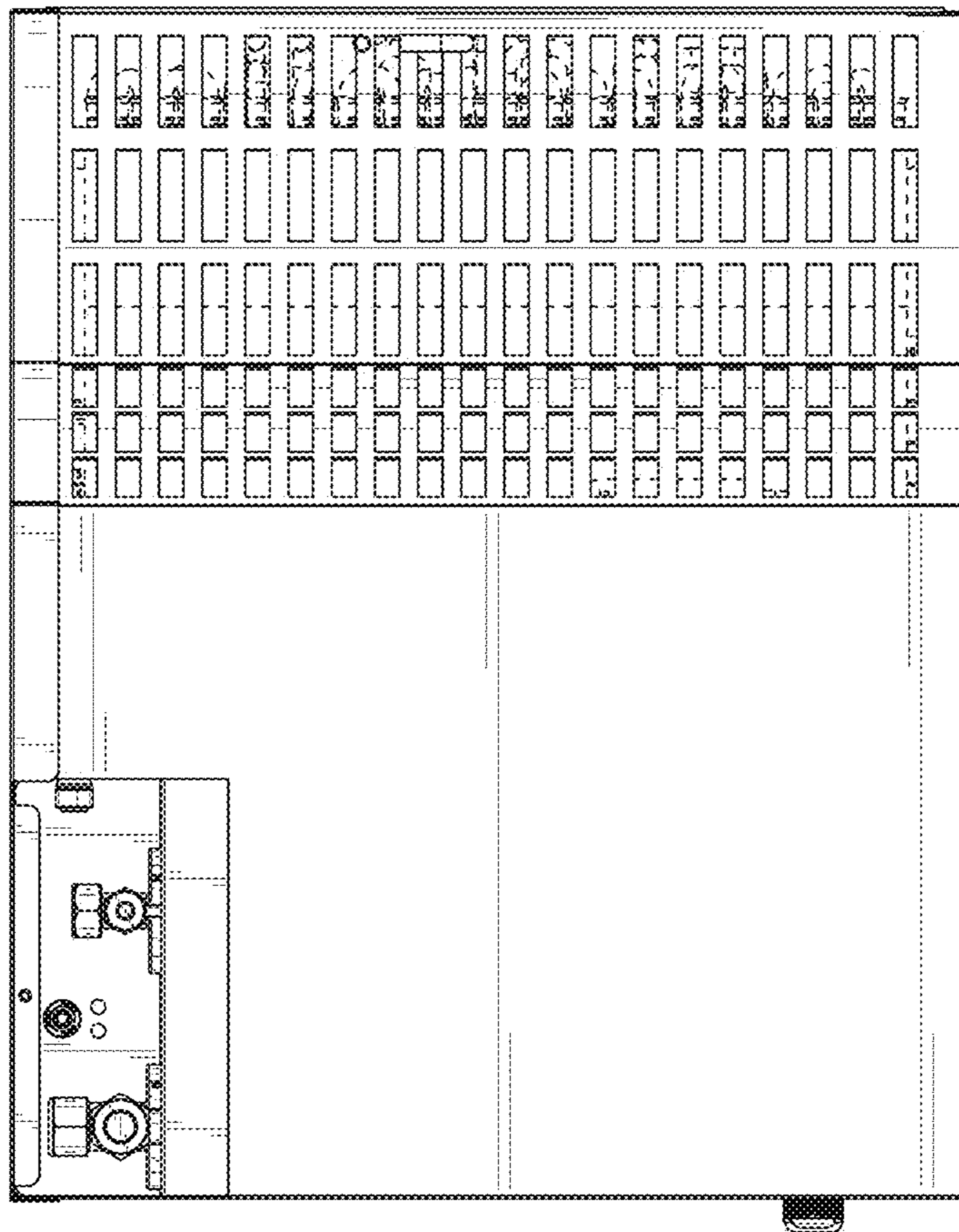


FIG. 4

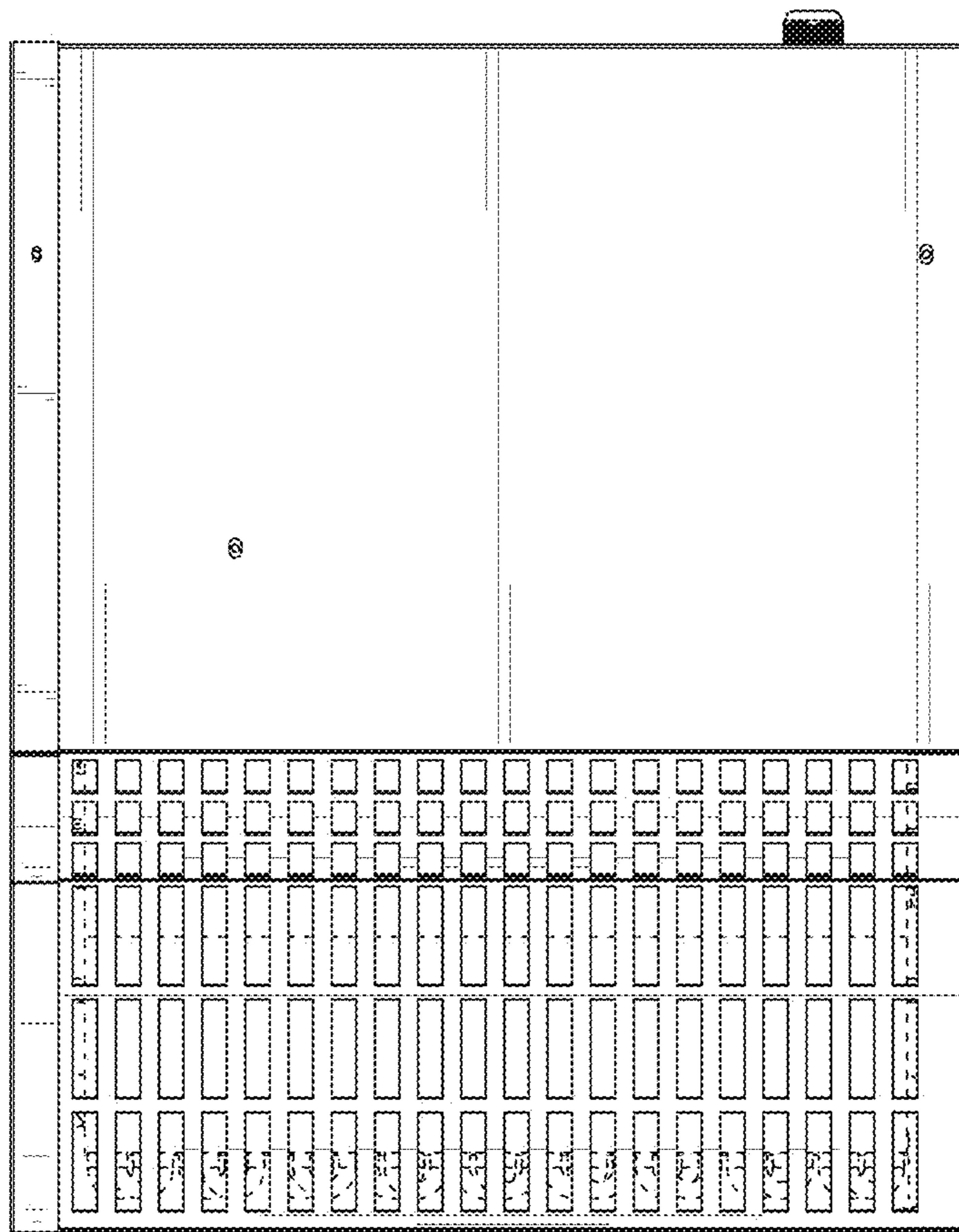


FIG. 5




FIG. 6

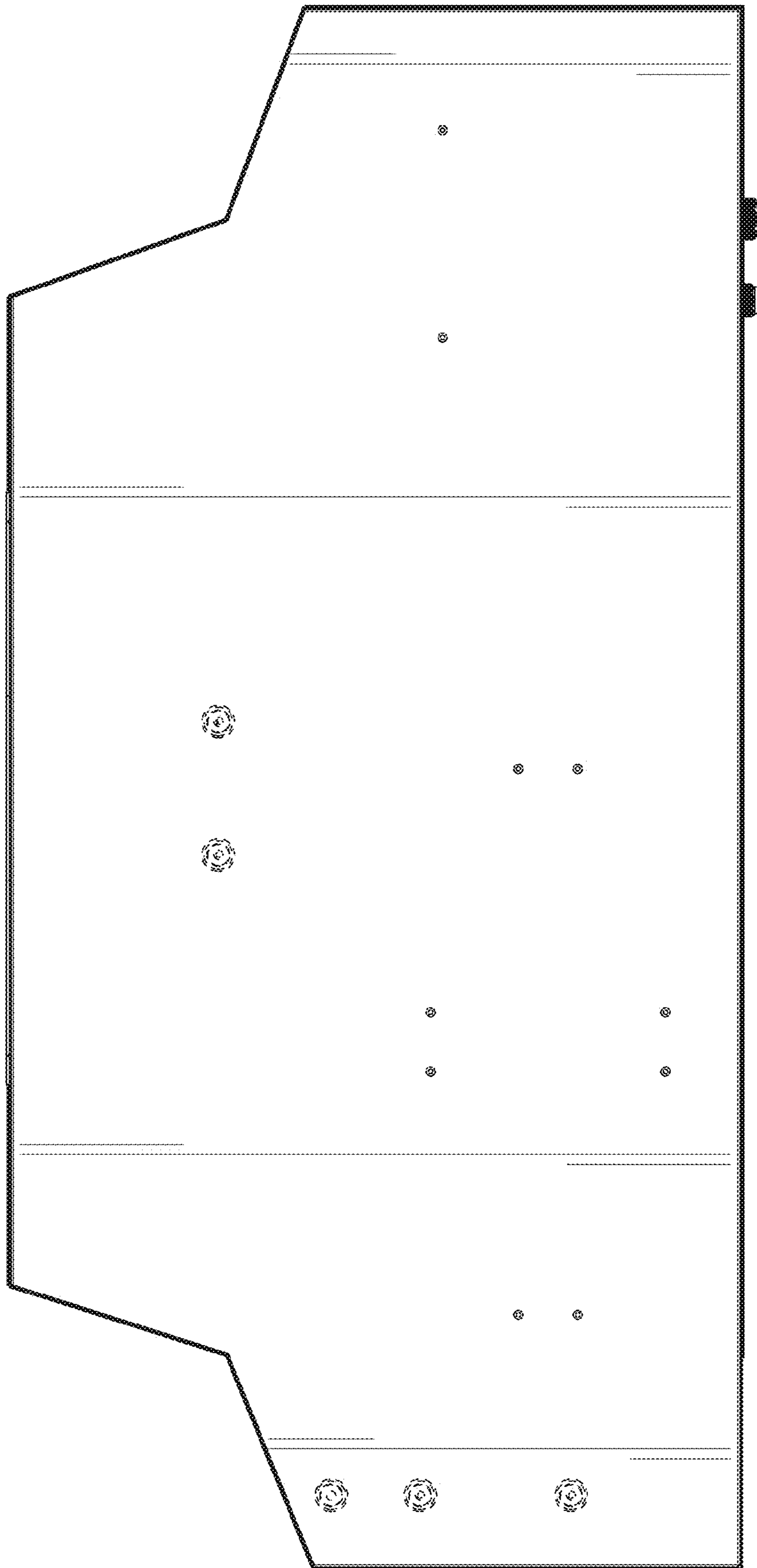


FIG. 7