



US00D880597S

(12) **United States Design Patent** (10) **Patent No.:** **US D880,597 S**
Mei (45) **Date of Patent:** **** Apr. 7, 2020**

(54) **DARTBOARD**
(71) Applicants: **International Darts Company Limited, Wanchai (HK); IDCDARTS International Sports Culture Media (Beijing) Co., Ltd., Haidian District, Beijing (CN)**
(72) Inventor: **Zhou Mei, Shanghai (CN)**
(73) Assignees: **International Darts Company Limited, Wanchai (HK); IDCDARTS International Sports Culture Media (Beijing) Co., Ltd., Beijing (CN)**
(**) Term: **15 Years**
(21) Appl. No.: **29/634,698**
(22) Filed: **Jan. 24, 2018**
(51) **LOC (12) Cl.** **21-01**
(52) **U.S. Cl.**
USPC **D21/308**
(58) **Field of Classification Search**
USPC D21/300, 302, 306-310, 334-336, D21/338-341, 343, 345, 346, 348-351, D21/355, 357, 359, 360, 362, 363, 365, D21/369, 376, 378, 388, 389
CPC A63F 3/00006; A63F 3/00056; A63F 3/00138
See application file for complete search history.

5,775,694 A * 7/1998 Jonsson F42B 6/003 273/348.3
D397,157 S * 8/1998 Beall D21/308
D398,037 S * 9/1998 Drewes D21/308
D400,932 S * 11/1998 Yiu D21/307
5,954,339 A * 9/1999 Yiu F41J 3/00 273/371
D612,892 S * 3/2010 Miele D21/308
D774,142 S * 12/2016 Wu D21/307
D795,957 S * 8/2017 Metcalf D21/302
D795,958 S * 8/2017 Metcalf D21/302
D819,139 S * 5/2018 McNair D21/308

FOREIGN PATENT DOCUMENTS

EM 004561991-0001/2 * 12/2017

OTHER PUBLICATIONS

The Darts Factory, Guz Sigma Oreo, 2019 [retrieved on Nov. 18, 2019]. Retrieved from the internet: <URL: https://www.thedartsfactory.com/collections/dartboard/products/guz-sigma-oreo> (Year: 2019).*

* cited by examiner

Primary Examiner — George D. Kirschbaum
Assistant Examiner — Joseph J Kukella
(74) *Attorney, Agent, or Firm* — Bay State IP, LLC

(57) **CLAIM**

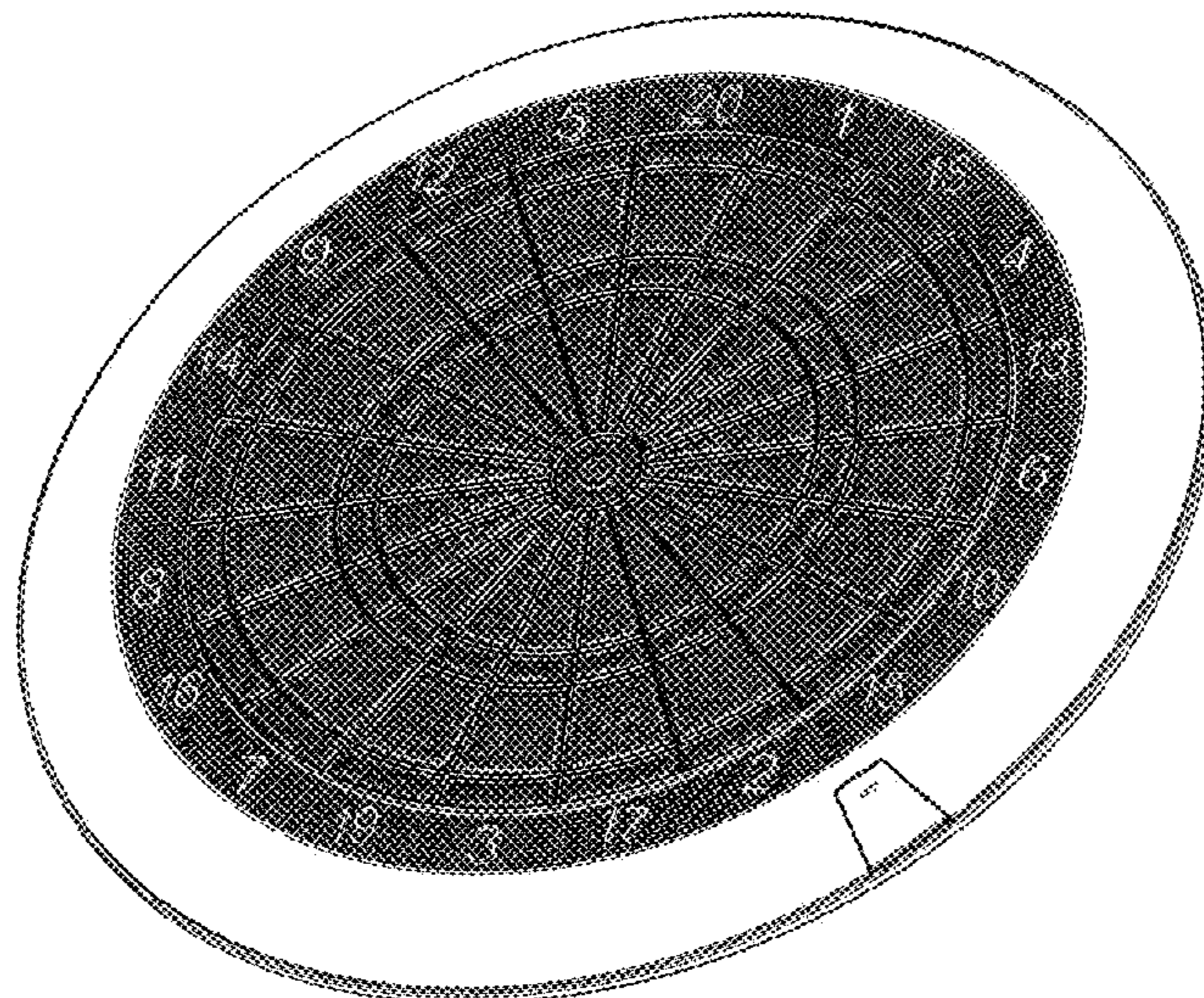
The ornamental design for a dartboard, as shown and described.

DESCRIPTION

FIG. 1 is a front perspective view of the dartboard showing my new design;
FIG. 2 is a front view thereof;
FIG. 3 is a back view thereof;
FIG. 4 is a top view thereof;
FIG. 5 is a bottom view thereof;
FIG. 6 is a left side view thereof; and,
FIG. 7 is a right side view thereof.

1 Claim, 4 Drawing Sheets

(56) **References Cited**
U.S. PATENT DOCUMENTS
4,057,251 A * 11/1977 Jones F41J 3/0042 273/376
5,558,337 A * 9/1996 Frank, III F41J 3/0076 273/317.2
D387,388 S * 12/1997 Beall D21/308
D390,277 S * 2/1998 Yiu D21/307
D393,010 S * 3/1998 Beall D21/308
D393,491 S * 4/1998 Yiu D21/307



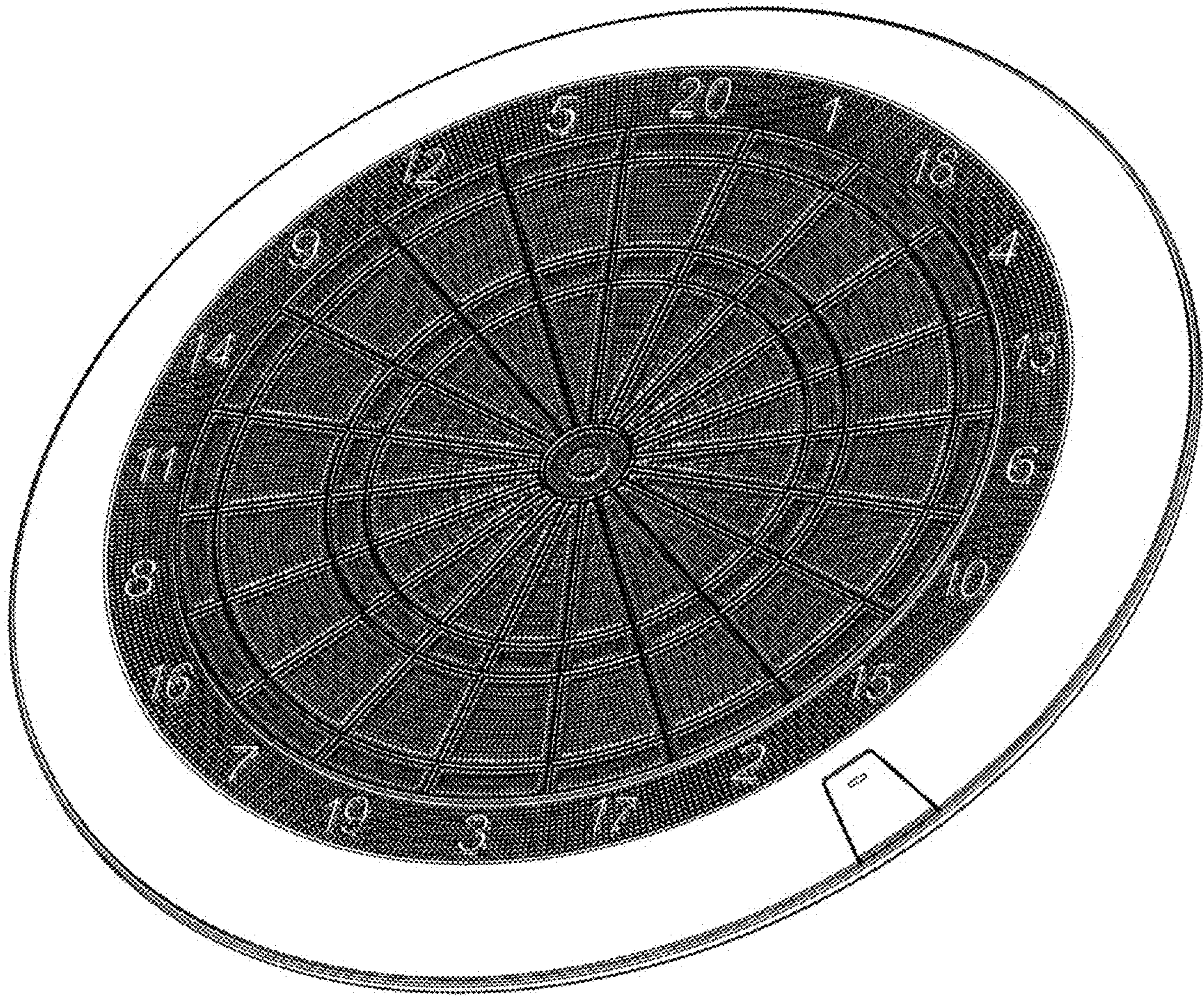


FIG. 1

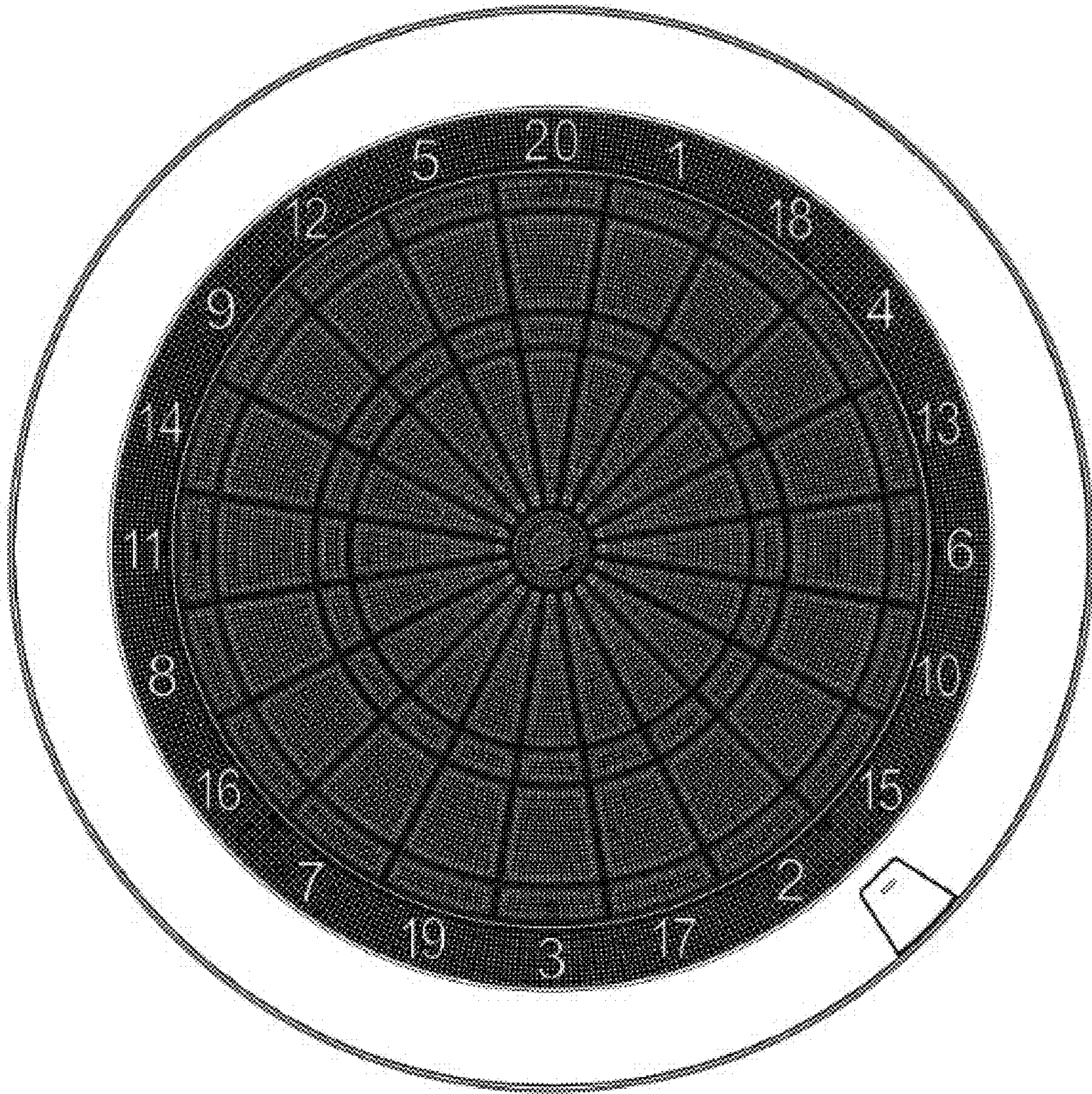


FIG. 2

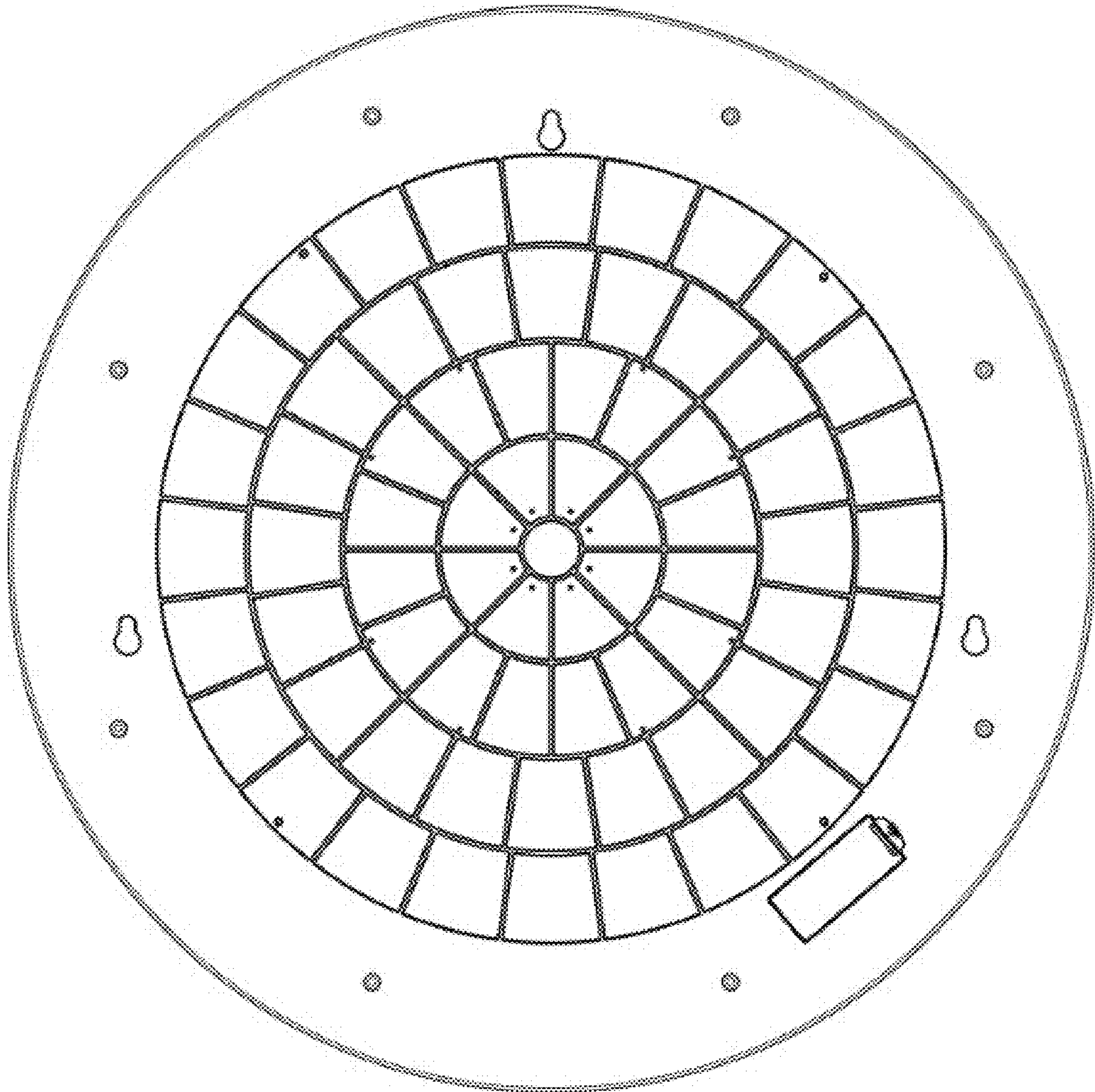


FIG. 3




FIG. 4



FIG. 5




FIG. 6




FIG. 7