



US00D880590S

(12) **United States Design Patent** (10) **Patent No.:** **US D880,590 S**
Stafford et al. (45) **Date of Patent:** **** Apr. 7, 2020**

(54) **LANE LIGHT**

OTHER PUBLICATIONS

(71) Applicant: **Target Brands, Inc.**, Minneapolis, MN (US)

“Meet the Target Engineer Programming Extra Fun into Our Self-Checkout Lanes” available Sep. 11, 2019, [online], [site visited Oct. 8, 2019]. Retrieved from Internet, URL:https://corporate.target.com/article/2019/09/self-checkout-marketing (Year: 2019).*

(72) Inventors: **William Y. Stafford**, Minnetrista, MN (US); **Alex K. Poniatowski**, Brooklyn Park, MN (US); **Ian Jindrich**, Rockford, IL (US); **Nicholas C. Juric**, Rockford, IL (US); **Stanley J. Valiulis**, Rockford, IL (US); **Gabriel Garduno**, Minneapolis, MN (US)

(Continued)

Primary Examiner — Michael C Stout

Assistant Examiner — Katrina N Gonzalez

(74) *Attorney, Agent, or Firm* — Leanne Taveggia Farrell; Westman, Champlin & Koehler, P.A.

(73) Assignee: **Target Brands, Inc.**, Minneapolis, MN (US)

(57) **CLAIM**

(**) Term: **15 Years**

The ornamental design for a lane light, as shown and described.

(21) Appl. No.: **29/659,933**

DESCRIPTION

(22) Filed: **Aug. 14, 2018**

(51) **LOC (12) Cl.** **20-02**

(52) **U.S. Cl.**
USPC **D20/10; D20/19; D20/41**

(58) **Field of Classification Search**
USPC D10/104.1, 105, 109.1, 109.2, 114.1; 362/147, 388, 410, 431, 812; 174/493, 174/95; D20/41; D26/60, 93, 104, 113
CPC .. F21S 8/086; G09F 13/04; G09F 2013/0454; F21V 23/00

See application file for complete search history.

FIG. 1 is a perspective view of a lane light showing our new design;

FIG. 2 is a front view thereof, the back view being identical; FIG. 3 is a right side view thereof, the left side view being identical;

FIG. 4 is a top view thereof;

FIG. 5 is another perspective view of the lane light of FIG. 1, but shown with different broken line subject matter;

FIG. 6 is a front view of FIG. 5, the back view being identical;

FIG. 7 is a right side view of FIG. 5, the left side view being identical; and,

FIG. 8 is a top view of FIG. 5.

The broken dash-dot-dash lines emanating from the bottom of the lane light represent illumination and form no part of the claimed design. The dash-dash-dash broken lines shown in the drawings are included for purposes of illustrating portions of the lane light and form no part of the claimed design.


(56) **References Cited**

U.S. PATENT DOCUMENTS

4,264,945 A * 4/1981 Ullman F21S 8/086
174/493
D598,054 S * 8/2009 Grimshaw D20/39
D643,764 S 8/2011 Stafford
D717,869 S * 11/2014 Reeder D20/10

(Continued)

1 Claim, 8 Drawing Sheets



(56)

References Cited

U.S. PATENT DOCUMENTS

D862,269 S * 10/2019 Khezir D10/109.2

OTHER PUBLICATIONS

“Here’s How Target Is Investing in Store Technology to Make Shopping Even Better” available Oct. 31, 2017, [online], [site visited Oct. 8, 2019]. Retrieved from Internet, URL:<https://corporate.target.com/article/2017/10/operational-improvements> (Year: 2017).*

“Self checkout lane available now” available Jun. 5, 2015, [online], [site visited Oct. 8, 2019]. Retrieved from Internet, URL:https://www.yelp.com/biz_photos/target-pittsburgh-3?select=6CHzEc-CqyQBHzsoVTDkuQ (Year: 2015).*

“Self Service Checkout Stands” available May 9, 2018, [online], [site visited Oct. 8, 2019]. Retrieved from Internet, URL:Self Service Checkout Stands, Target Department Store, NYC, USA Stock Photo_ 185862106—Alamy (Year: 2018).*

* cited by examiner




Fig. 1

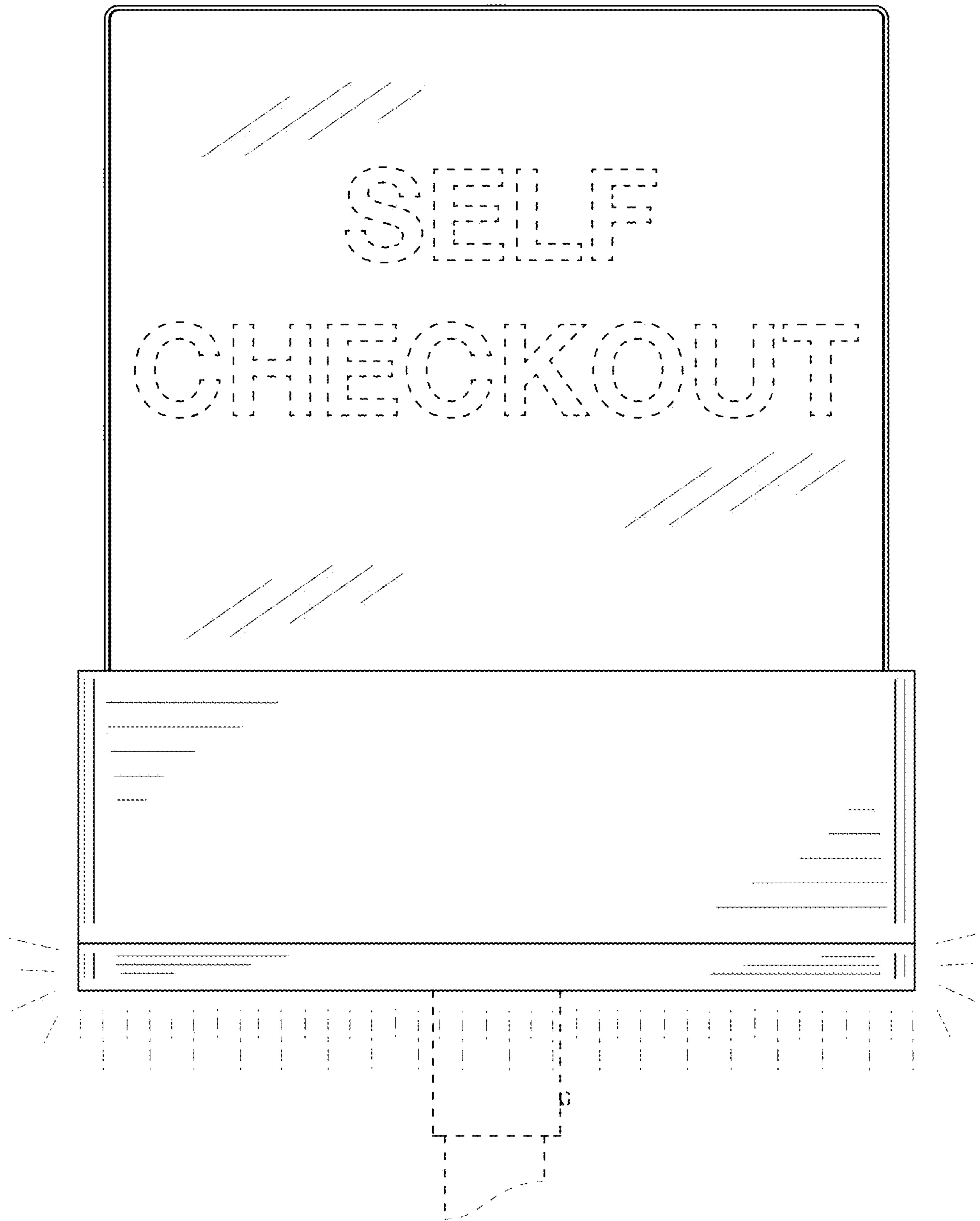


Fig. 2

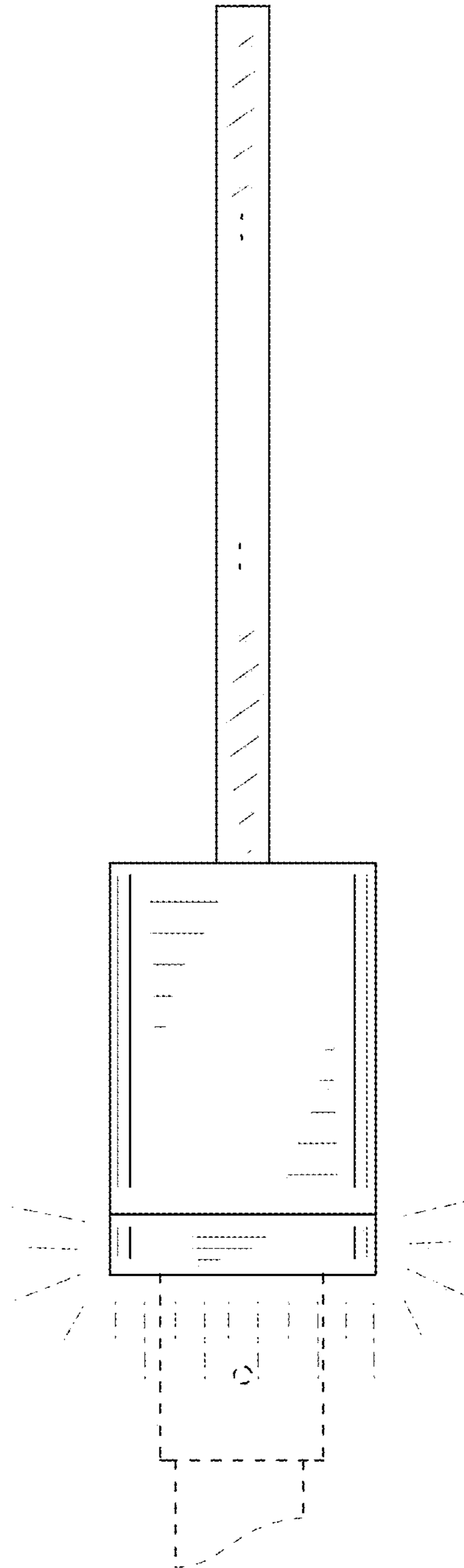


Fig. 3

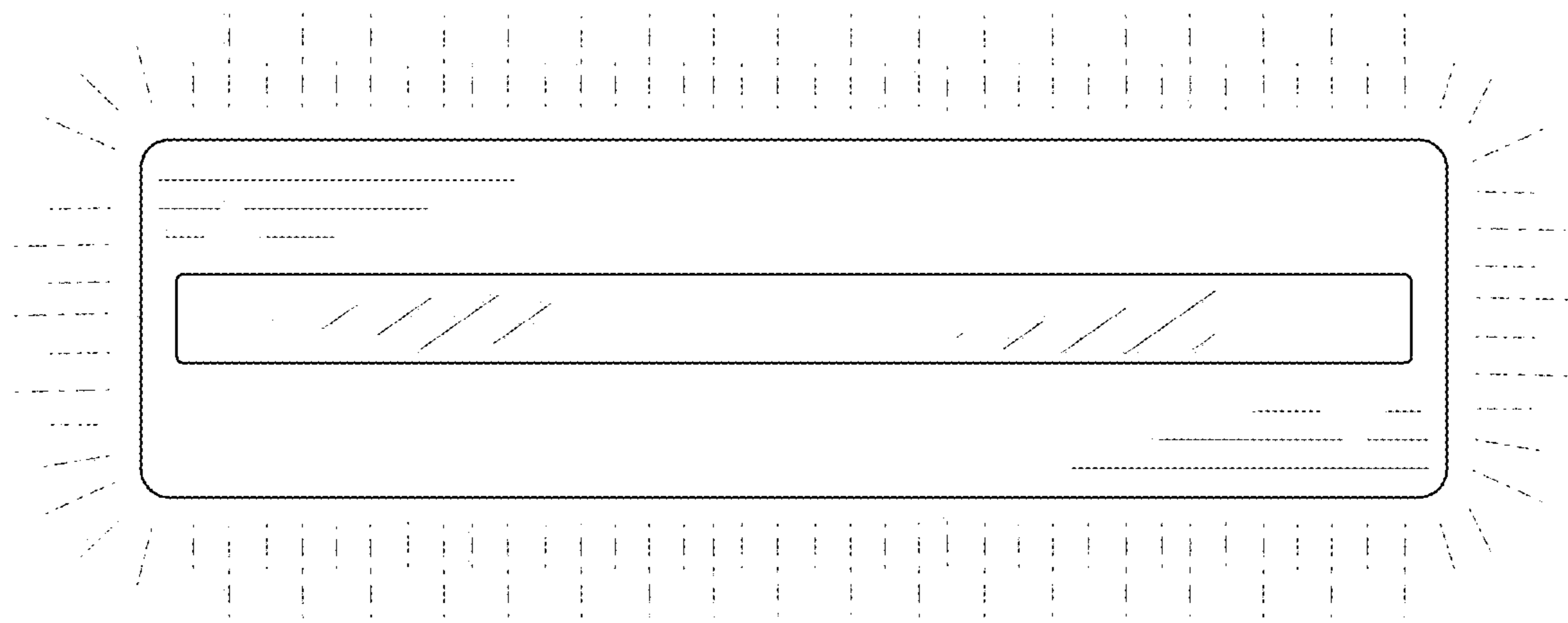


Fig. 4




Fig. 5




Fig. 6

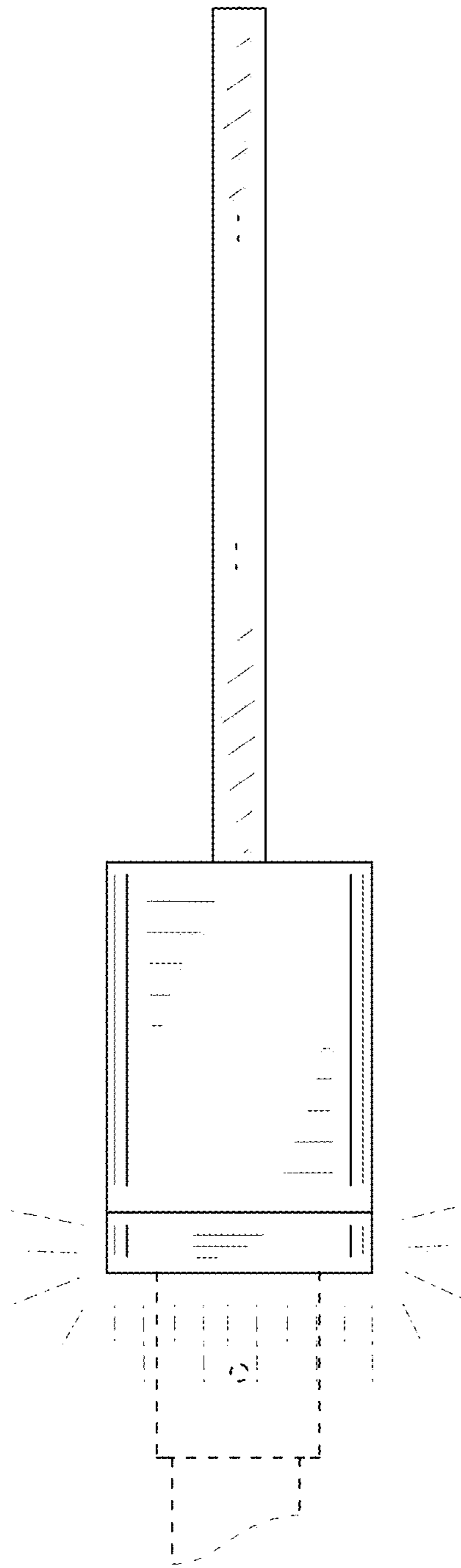


Fig. 7

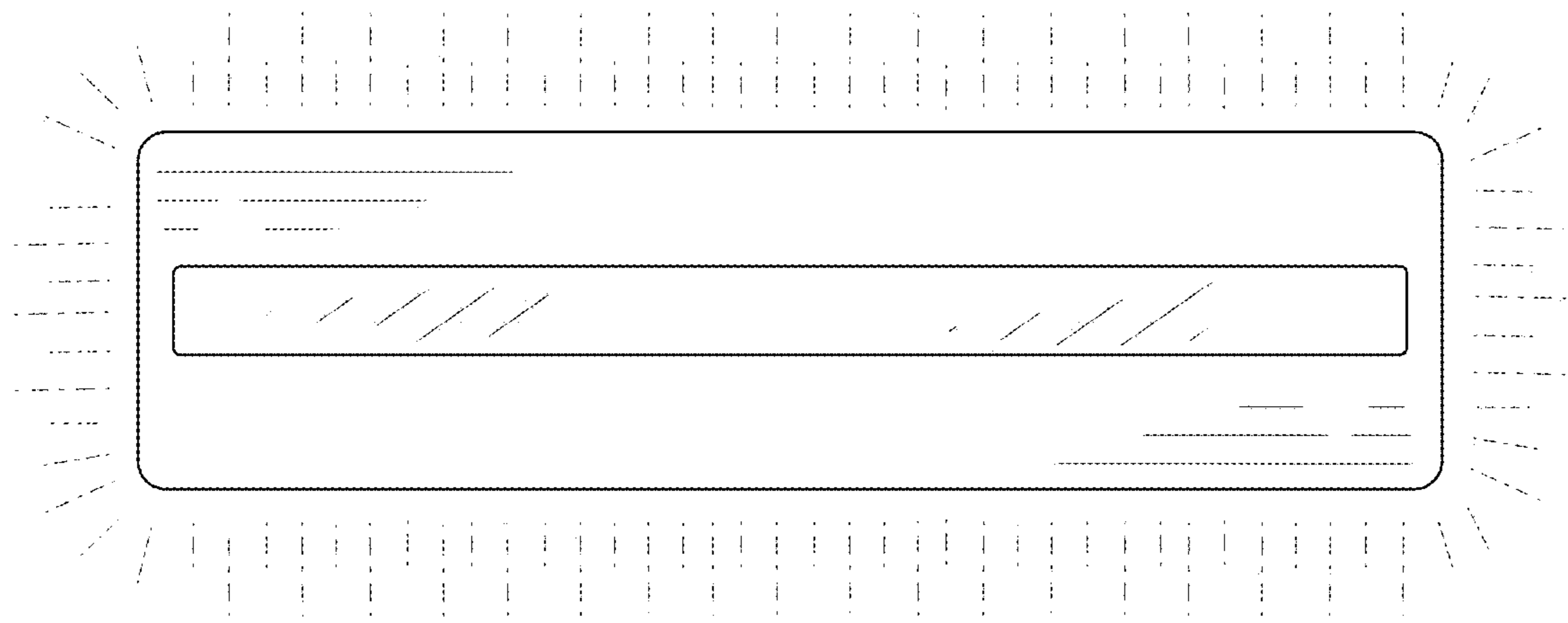


Fig. 8