



US00D880587S

(12) **United States Design Patent**
Lusk et al.

(10) **Patent No.:** **US D880,587 S**
(45) **Date of Patent:** **** Apr. 7, 2020**

(54) **BONE CLOCK AND PEN HOLDER**

(71) Applicants: **Caleb Lusk**, St. Paris, OH (US);
Timothy Lusk, St. Paris, OH (US)

(72) Inventors: **Caleb Lusk**, St. Paris, OH (US);
Timothy Lusk, St. Paris, OH (US)

(**) Term: **15 Years**

(21) Appl. No.: **29/664,262**

(22) Filed: **Sep. 24, 2018**

(51) **LOC (12) Cl.** **19-06**

(52) **U.S. Cl.**
USPC **D19/82; D10/8**

(58) **Field of Classification Search**
USPC D3/297, 298; D6/573, 671, 671.1, 672,
D6/675, 675.4, 682, 683, 683.1; D7/601,
D7/631, 634; D8/61; D9/652; D19/75,
D19/77-80, 90-92, 82-85, 86-87,
D19/170-177; D10/1-29
CPC .. B43M 99/00; B43M 99/001; B43M 99/007;
B43M 99/008; B43M 99/009
See application file for complete search history.

(56) **References Cited**

U.S. PATENT DOCUMENTS

D4,408 S * 10/1870 Merritt D19/80
D10,742 S * 7/1878 Bradley D10/4
D37,104 S * 8/1904 Seliger D10/8
D38,717 S * 8/1907 Canivet, Jr. D10/8
D78,396 S * 4/1929 Janssen D10/124
D90,746 S * 9/1933 Rogow D10/7
D97,494 S * 11/1935 Lux D10/20
D97,753 S * 12/1935 Bars D10/23
2,497,418 A * 2/1950 Schroeder, Jr. B43K 23/04
401/48
D207,167 S * 3/1967 Fisher D30/160
3,368,528 A * 2/1968 Ganoe A01K 15/02
119/709

3,486,540 A * 12/1969 Hori B43L 23/02
144/28.5
D257,290 S * 10/1980 Erickson D27/167
D259,105 S * 5/1981 Hocq D10/23
D276,895 S * 12/1984 Masuda D10/22
D290,840 S * 7/1987 Hensley 379/434
D301,019 S * 5/1989 Agostini D10/126
D301,557 S * 6/1989 Agostini D10/126
D318,468 S * 7/1991 Hensley 379/434
D335,633 S * 5/1993 Wada D10/23
D376,983 S * 12/1996 Dieu D10/22
D397,723 S * 9/1998 Izushima D19/171
D407,023 S * 3/1999 Kuo D10/29
D417,239 S * 11/1999 Sullivan D19/82
D425,559 S * 5/2000 Beneyto D19/173
D433,704 S * 11/2000 Kouda D19/174
D433,778 S * 11/2000 Axelrod D30/160
D516,630 S 3/2006 Noh
D628,645 S * 12/2010 Zhang D19/174
D651,243 S * 12/2011 Yuan D19/173

(Continued)

OTHER PUBLICATIONS

Atlas bone anatomy, online at Virginia.edu, copyright 2013.*

Primary Examiner — Elizabeth A. Albert

(74) *Attorney, Agent, or Firm* — Mark A. Navarre


(57) **CLAIM**

The ornamental design for a bone clock and pen holder, as shown and described.

DESCRIPTION

FIG. 1 is an isometric frontal view of a design of a bone clock and pen holder according to this invention.
FIG. 2 is front view of the design of FIG. 1.
FIG. 3 is a rear view of the design of FIG. 1.
FIG. 4 is a top view of the design of FIG. 1.
FIG. 5 is bottom view of the design of FIG. 1.
FIG. 6 is a right side view of the design of FIG. 1; and,
FIG. 7 is a left side view of the design of FIG. 1.

1 Claim, 5 Drawing Sheets



(56)

References Cited

U.S. PATENT DOCUMENTS

D689,935	S	*	9/2013	Li	D19/173
D708,417	S	*	7/2014	Allen	D1/106
D712,479	S	*	9/2014	Fleming	D19/171
D734,853	S	*	7/2015	Grant	D24/155
D754,857	S	*	4/2016	Grant	D24/155
D789,020	S	*	6/2017	Kennedy	D99/5
D791,874	S	*	7/2017	Kim	D19/174
D797,853	S	*	9/2017	Kim	D19/174
D815,863	S		4/2018	Wheeler		
D817,399	S	*	5/2018	Kim	D19/174
D817,400	S	*	5/2018	Kim	D19/174
D822,832	S	*	7/2018	DaCosta	D24/155
D847,262	S	*	4/2019	Schnug	D19/171
2017/0209281	A1	*	7/2017	Salunke	A61F 2/44

* cited by examiner

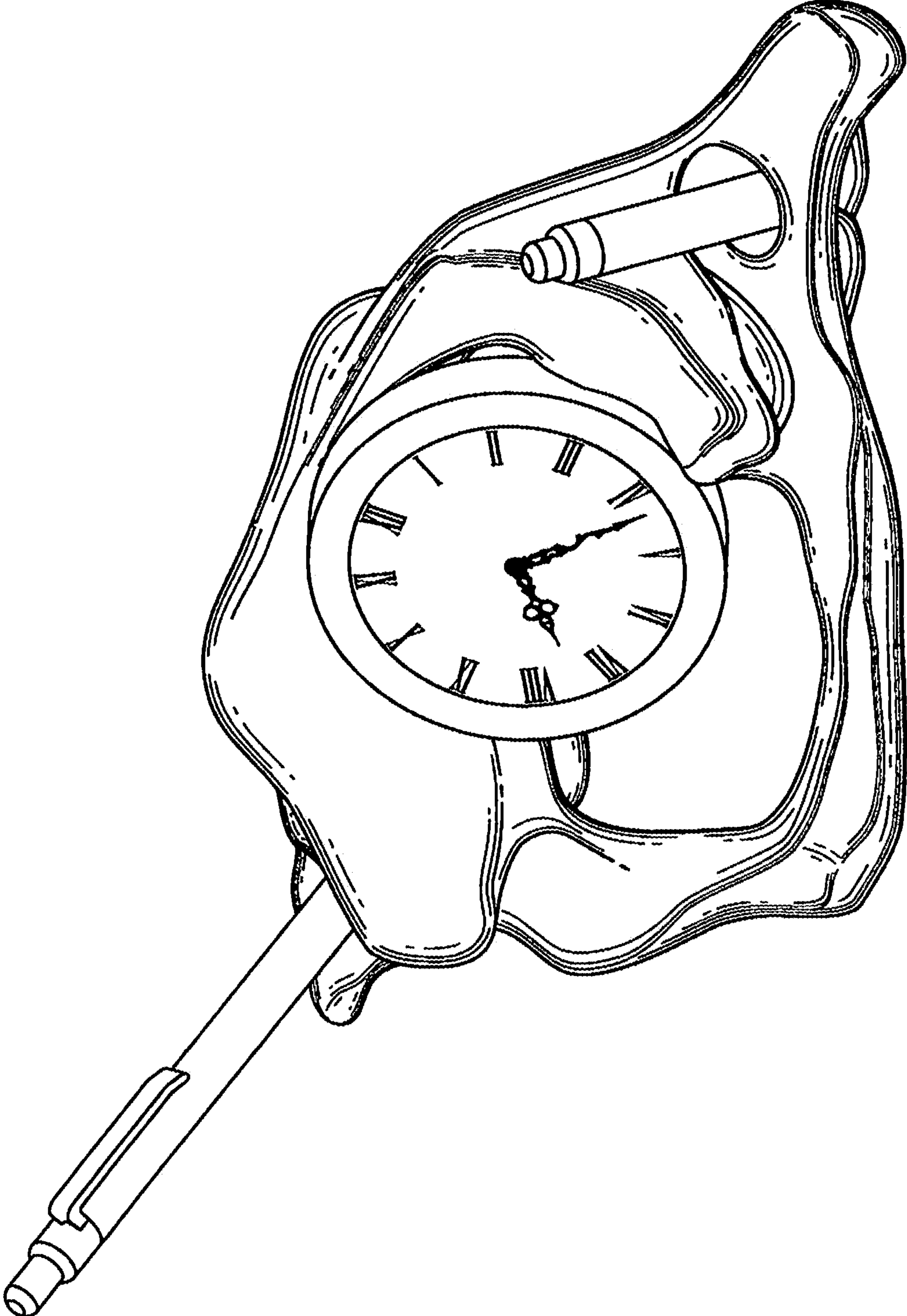


FIG. 1

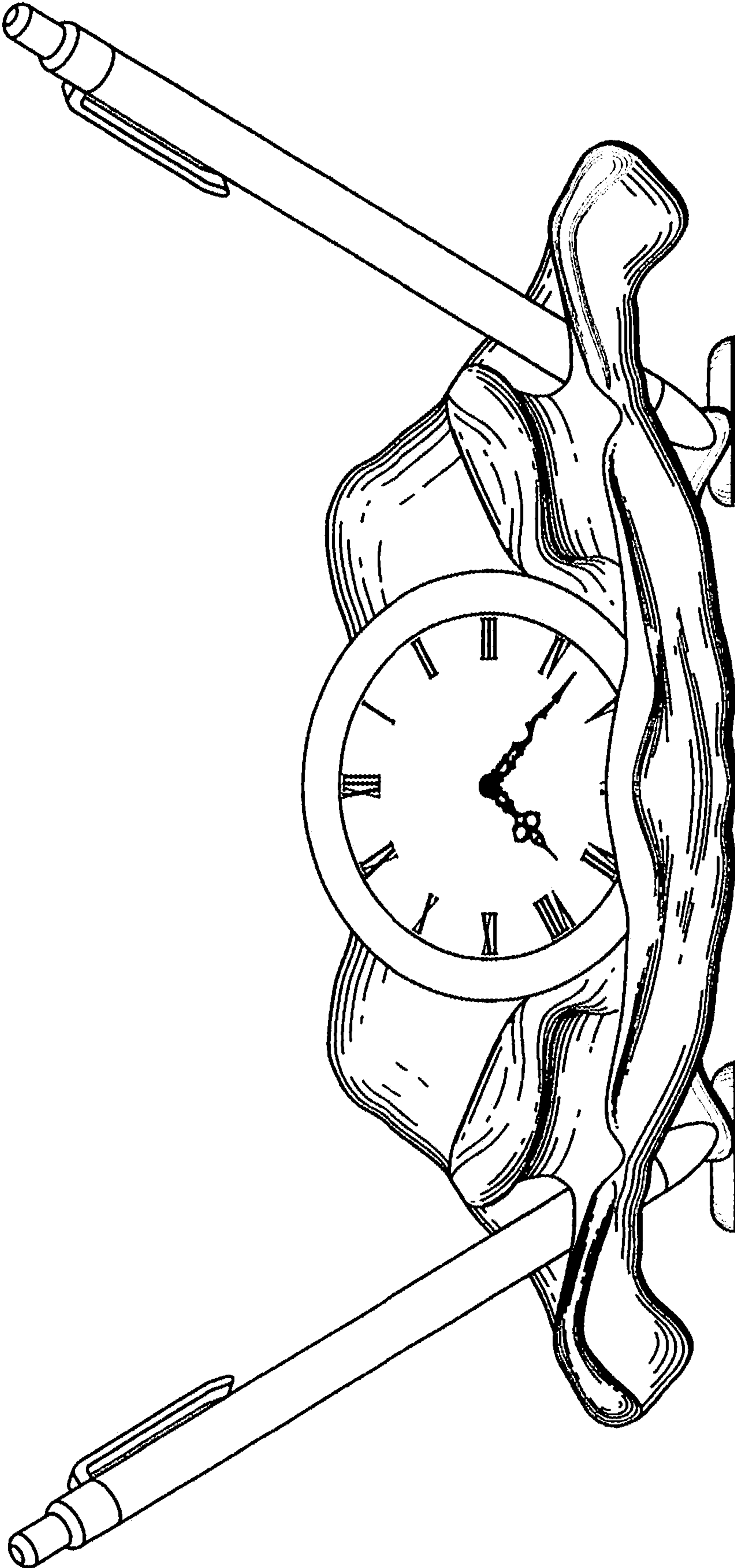


FIG. 2

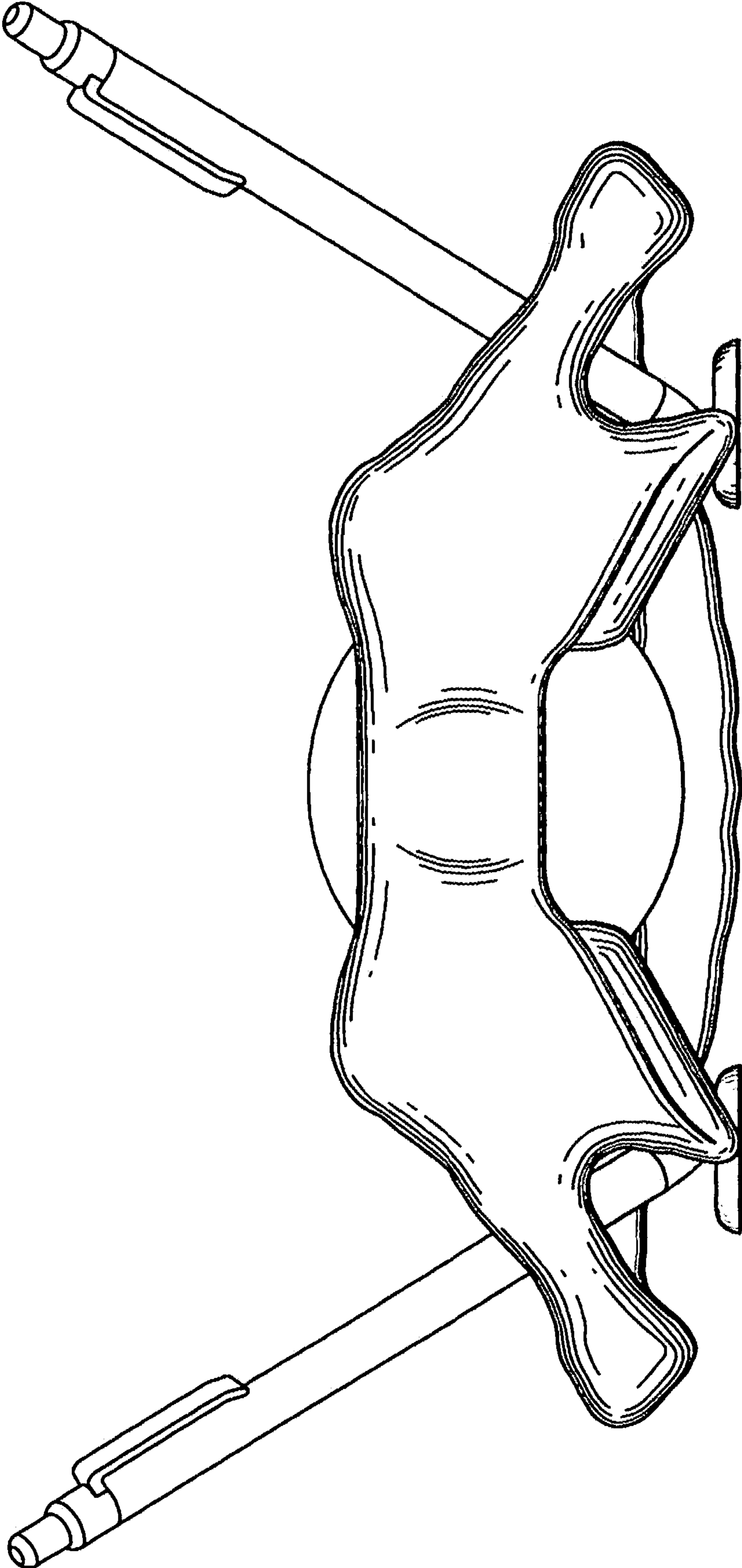


FIG. 3




FIG. 4

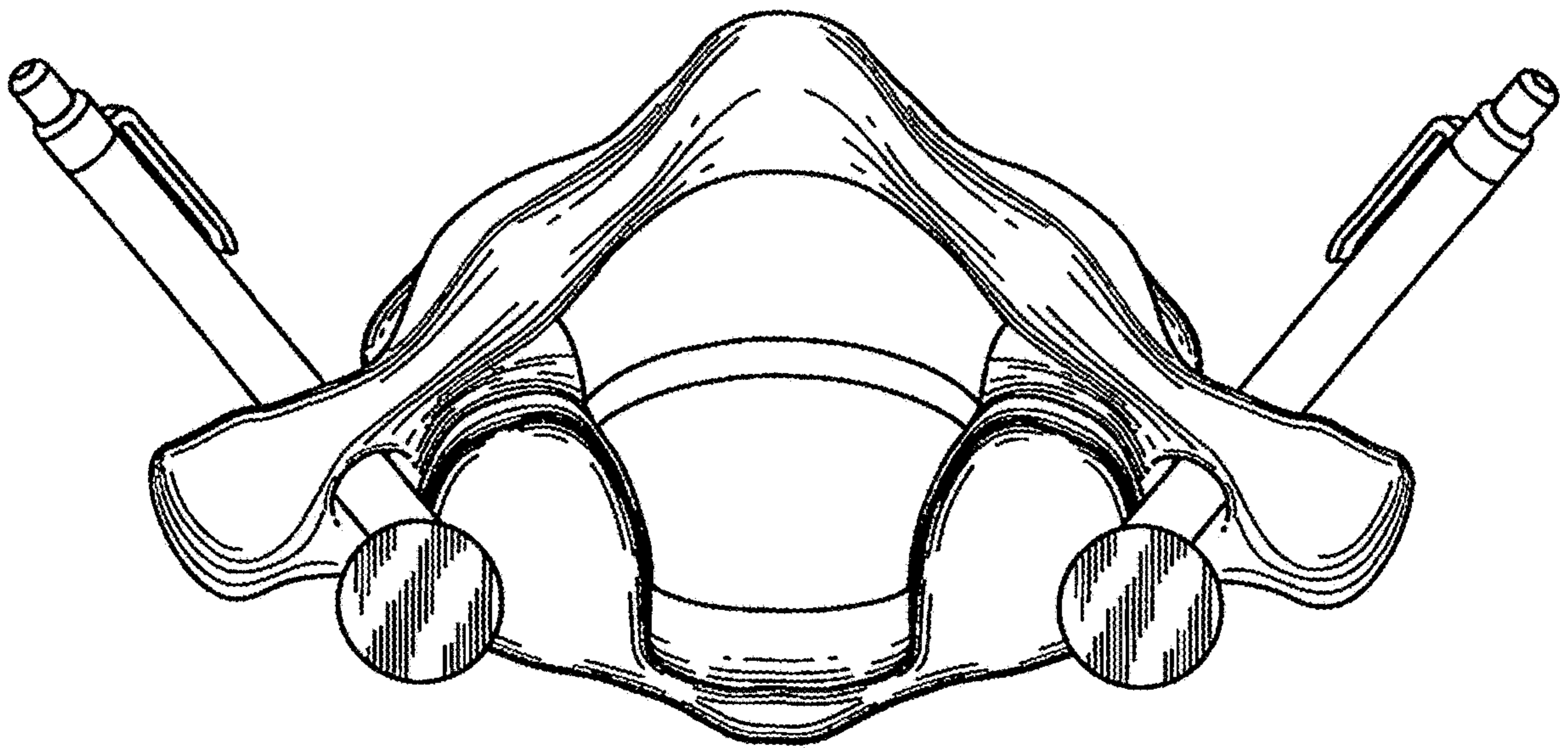


FIG. 5

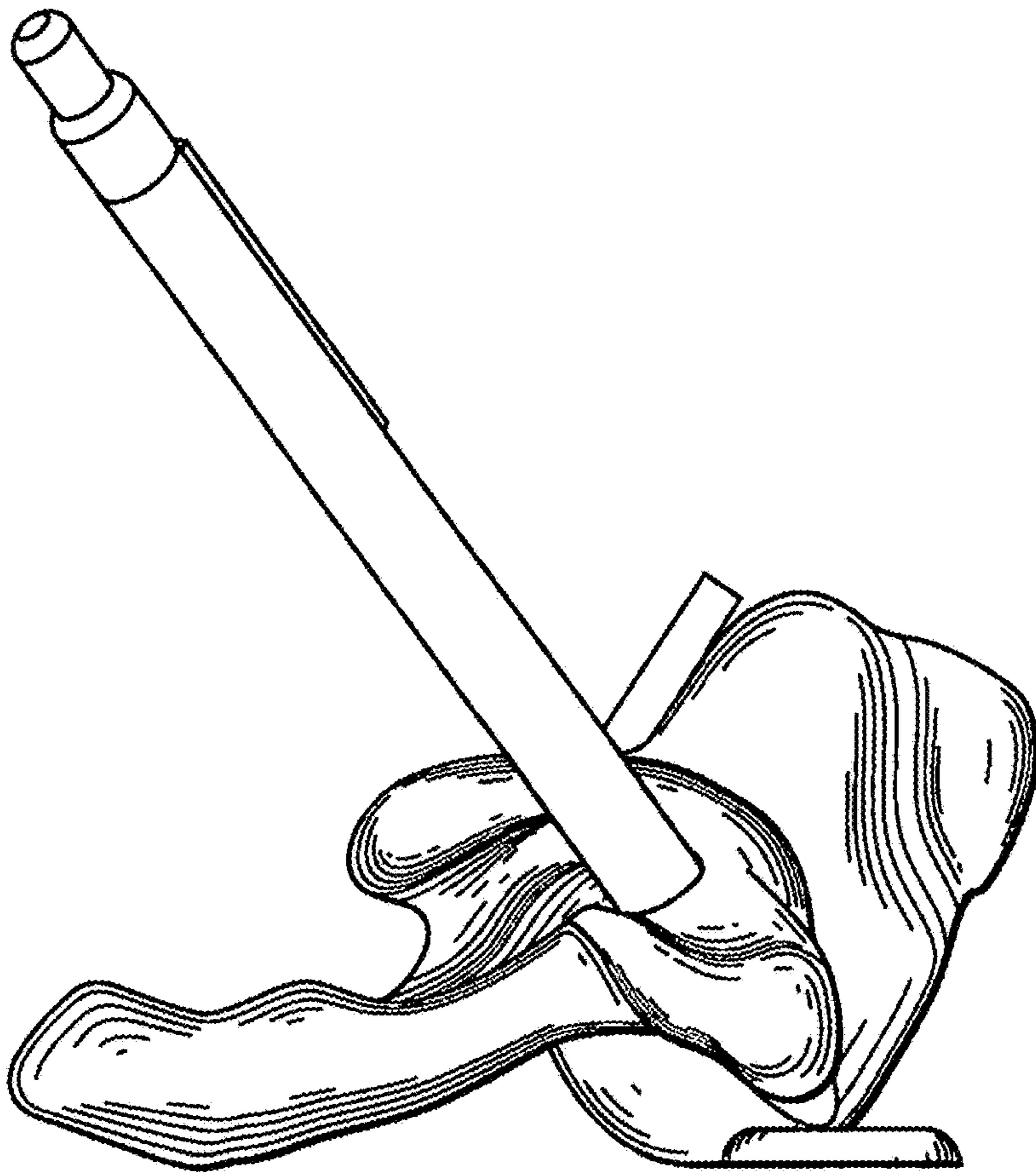


FIG. 6

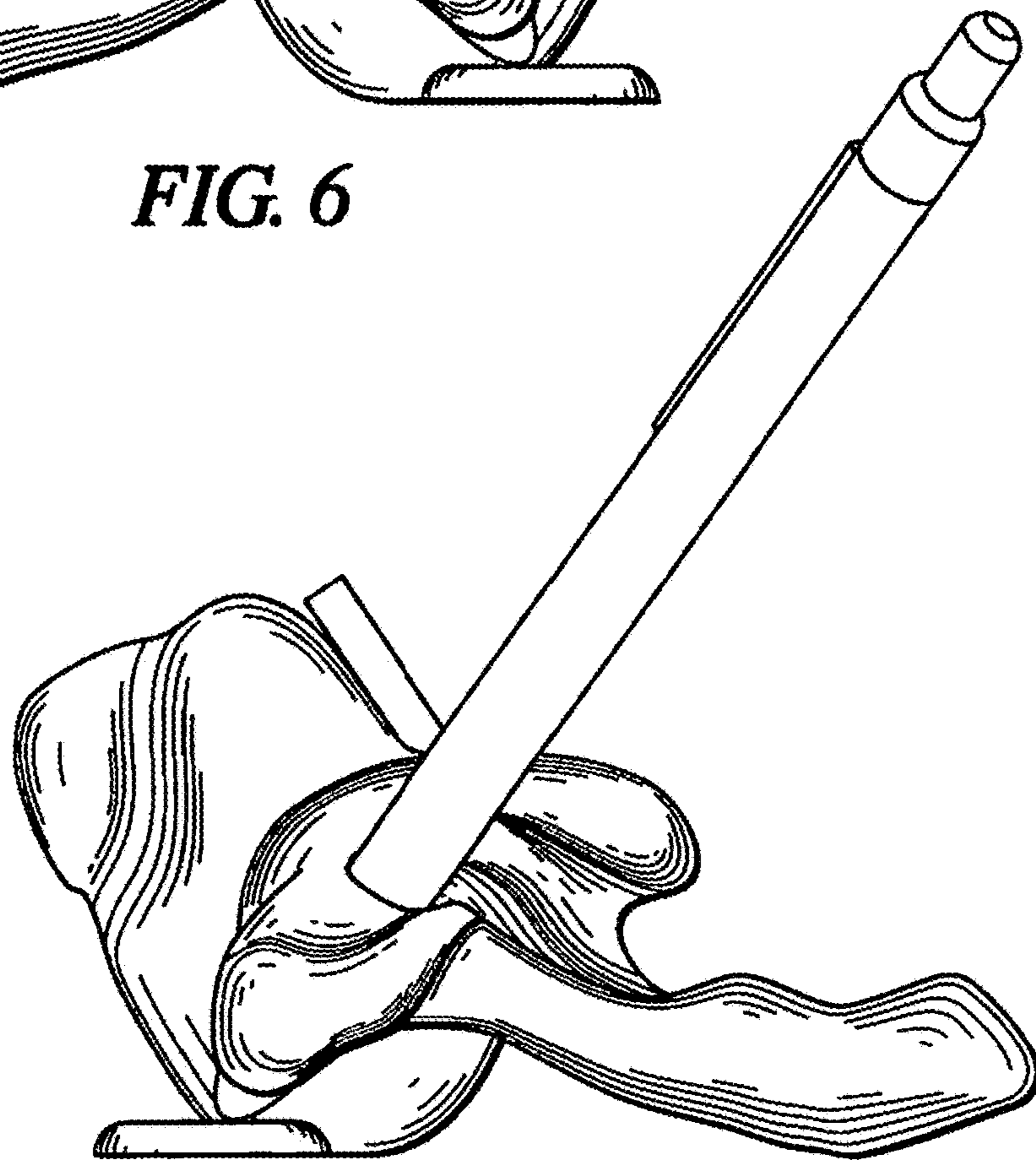


FIG. 7