



US00D880576S

(12) **United States Design Patent**
Cochran

(10) **Patent No.:** **US D880,576 S**

(45) **Date of Patent:** **** Apr. 7, 2020**

(54) **EYEWEAR**

(71) Applicant: **Andrew G. Cochran**, Sonora, CA (US)

(72) Inventor: **Andrew G. Cochran**, Sonora, CA (US)

(**) Term: **15 Years**

(21) Appl. No.: **29/671,227**

(22) Filed: **Nov. 26, 2018**

(51) **LOC (12) Cl.** **16-06**

(52) **U.S. Cl.**
USPC **D16/315**

(58) **Field of Classification Search**
USPC D16/101, 300-342; D14/372;
D29/109-110; 351/41, 44, 45-48, 51-52,
351/62, 158, 92, 103-123, 140-153, 63,
351/59; 2/13, 15, 426-432, 447-449,
2/441, 434-437
CPC . G02C 5/16; G02C 5/14; G02C 5/146; G02C
5/2254; G02C 5/008; G02C 2200/08;
G02C 2200/22; G02C 1/06; G02C 11/02;
G02C 11/04; G01C 5/16
See application file for complete search history.

(56) **References Cited**

U.S. PATENT DOCUMENTS

D371,381 S *	7/1996	Simioni	D16/326
D386,777 S *	11/1997	Hall	D16/332
D440,594 S *	4/2001	Yasuhara	D16/314
D463,479 S *	9/2002	Rask	D16/326
D478,112 S *	8/2003	Lee	D16/314
D478,113 S *	8/2003	Kuo	D16/306
D485,857 S *	1/2004	Lee	D16/315
D502,958 S *	3/2005	Chen	D16/315
D529,066 S *	9/2006	Matera	D16/315
D556,814 S *	12/2007	Serlenga	D16/314
D557,322 S *	12/2007	Yang	D16/315
7,347,545 B1 *	3/2008	Jannard	G02C 1/04 351/106
D607,918 S *	1/2010	Khubani	D16/321
D608,381 S *	1/2010	Khubani	D16/325

D621,866 S *	8/2010	Yang	D16/315
D623,683 S *	9/2010	Rohrbach	D16/315
D681,093 S *	4/2013	Slosar	D16/315
D704,764 S *	5/2014	Markovitz	D16/315
D705,339 S *	5/2014	Yoo	D16/315
D724,648 S *	3/2015	Yoo	D16/315

(Continued)

FOREIGN PATENT DOCUMENTS

CA 137753 * 9/2011

OTHER PUBLICATIONS

Amazon: Safety Eyewear, earliest review Aug. 19, 2013, [online], [site visited Nov. 19, 2019]. Available from Internet, URL: <https://www.amazon.com/Safety-Eyewear-Yellow-Protects-Rimless/dp/B00C30WXXFK?th=1> (Year: 2013).*

Primary Examiner — Michelle E. Wilson

Assistant Examiner — Sanjeev Paul

(74) *Attorney, Agent, or Firm* — Thomas P. O'Connell;
O'Connell Law Firm

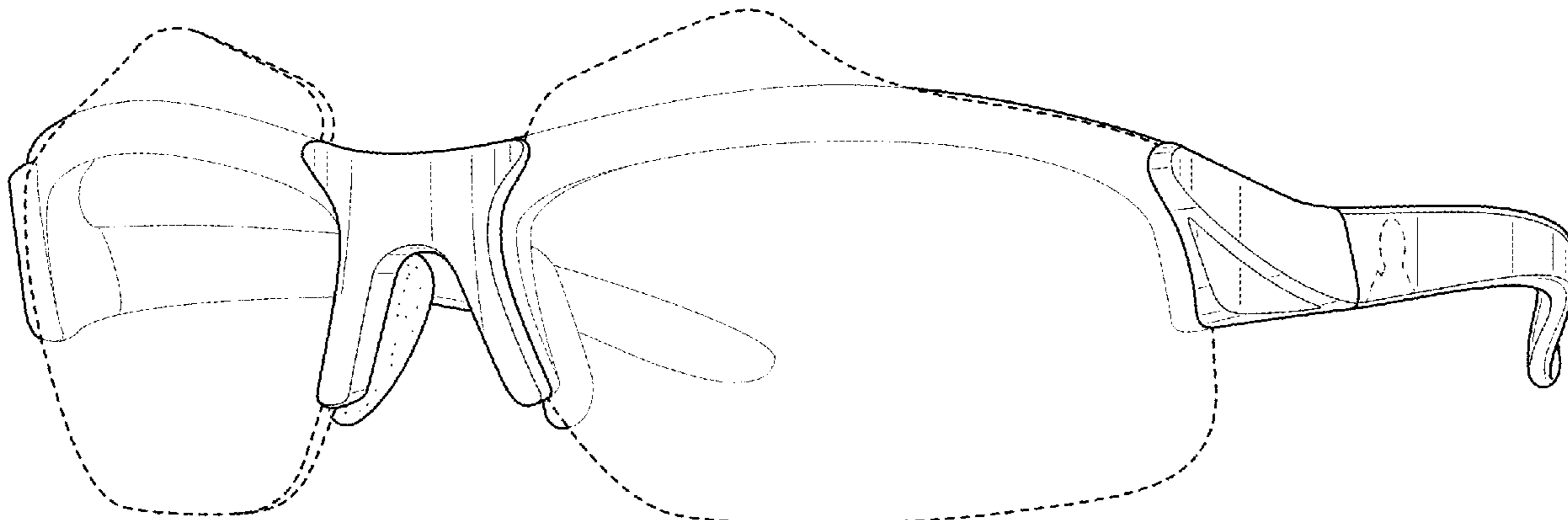
(57) **CLAIM**

The new and ornamental design for eyewear, as shown and described.

DESCRIPTION

FIG. 1 is a perspective view of eyewear showing my new design;
FIG. 2 is a view in front elevation thereof;
FIG. 3 is a view in rear elevation thereof;
FIG. 4 is a view in right side elevation thereof;
FIG. 5 is a view in left side elevation thereof;
FIG. 6 is a top plan view thereof;
FIG. 7 is a bottom plan view thereof;
FIG. 8 is an alternate perspective view thereof; and,
FIG. 9 is a further alternate perspective view thereof.
The broken lines in the drawings represent unclaimed structure that forms no part of the claimed design.

1 Claim, 7 Drawing Sheets



(56)

References Cited

U.S. PATENT DOCUMENTS

D730,431 S * 5/2015 Yoo D16/315
 D755,280 S * 5/2016 Hsu D16/315
 D757,156 S * 5/2016 Wu D16/315
 D759,150 S * 6/2016 Lin D16/315
 D767,008 S * 9/2016 Thixton D16/101
 D778,340 S * 2/2017 Garfias D16/315
 D779,582 S * 2/2017 Markovitz D16/315
 D780,251 S * 2/2017 Earley D16/314
 D786,956 S * 5/2017 Sheldon D16/315
 D799,585 S * 10/2017 Thixton D16/330
 D799,587 S * 10/2017 Thixton D16/335
 D802,651 S * 11/2017 Thixton D16/330
 D803,295 S * 11/2017 Chou D16/315
 D803,305 S * 11/2017 Chou D16/326
 D810,183 S * 2/2018 Garfias D16/313
 D811,469 S * 2/2018 Lee D16/315
 D818,522 S * 5/2018 Garfias D16/326
 D829,269 S * 9/2018 Yang D16/315
 D829,271 S * 9/2018 Thixton D16/330

D831,732 S * 10/2018 Miera D16/313
 D832,910 S * 11/2018 Miera D16/315
 D833,513 S * 11/2018 Jamin D16/326
 D835,178 S * 12/2018 Miera D16/314
 D835,180 S * 12/2018 Miera D16/315
 D845,380 S * 4/2019 Sheldon D16/315
 D846,626 S * 4/2019 Ekbladh D16/314
 D849,127 S * 5/2019 Wang D16/315
 D857,088 S * 8/2019 Chen D16/315
 D865,854 S * 11/2019 Sheldon D16/314
 D867,439 S * 11/2019 Miera D16/315
 2010/0214528 A1 * 8/2010 Sheldon B29C 45/14336
 351/86
 2011/0170049 A1 * 7/2011 Chen G02C 11/08
 351/62
 2012/0038879 A1 * 2/2012 Reyes A61F 9/025
 351/107
 2012/0050665 A1 * 3/2012 Yang G02C 5/146
 351/121
 2014/0071396 A1 * 3/2014 Kuo G02C 5/2209
 351/121

* cited by examiner

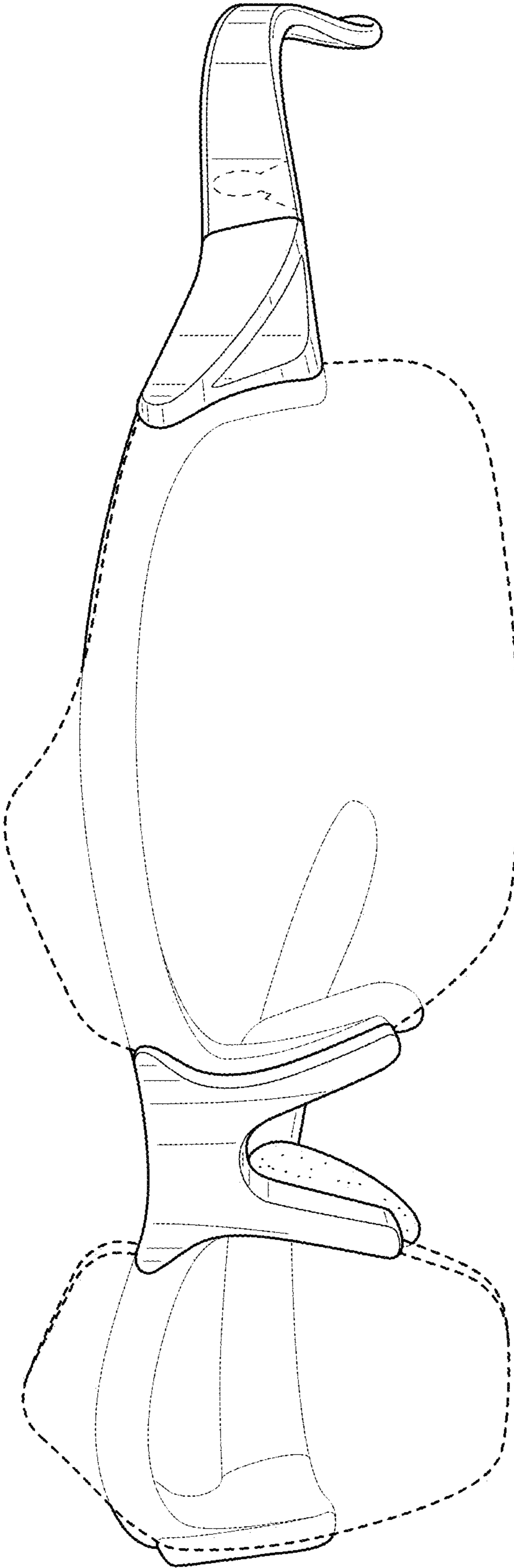


FIG. 1

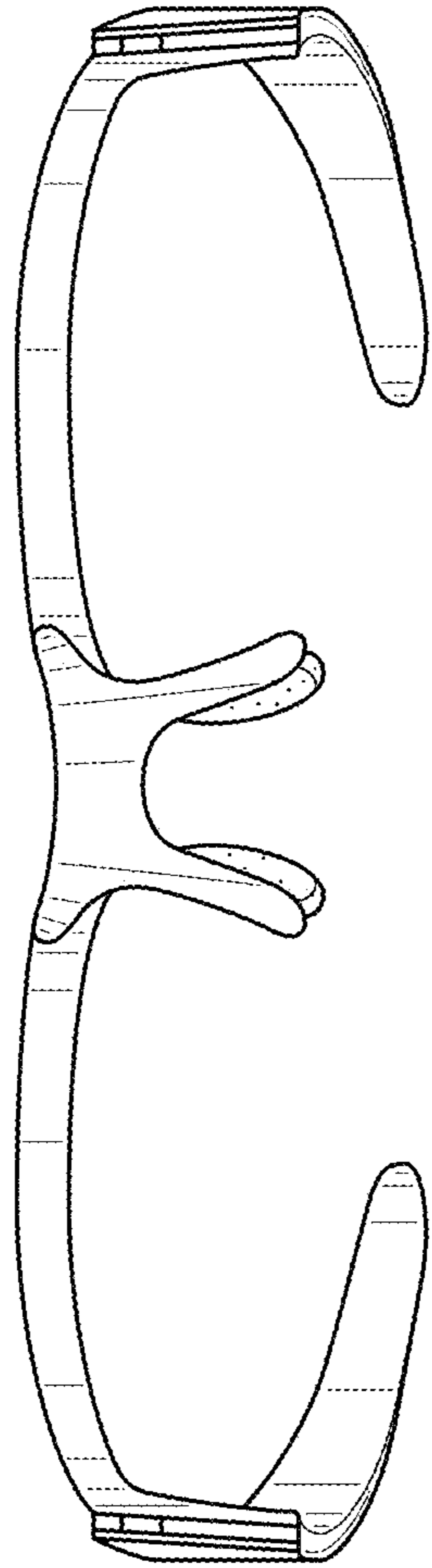


FIG. 2

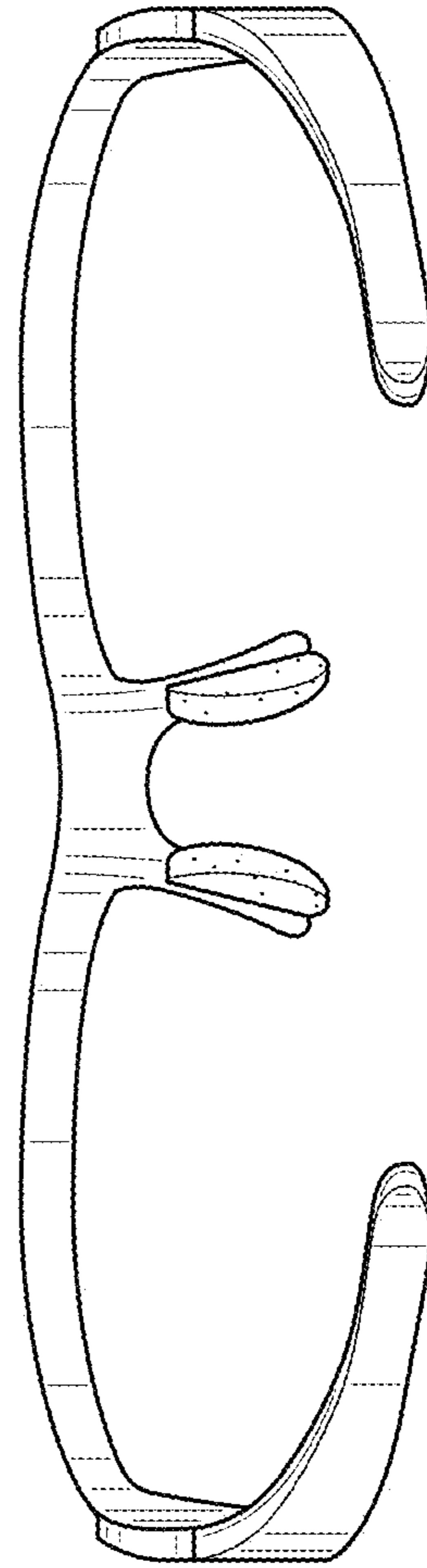


FIG. 3

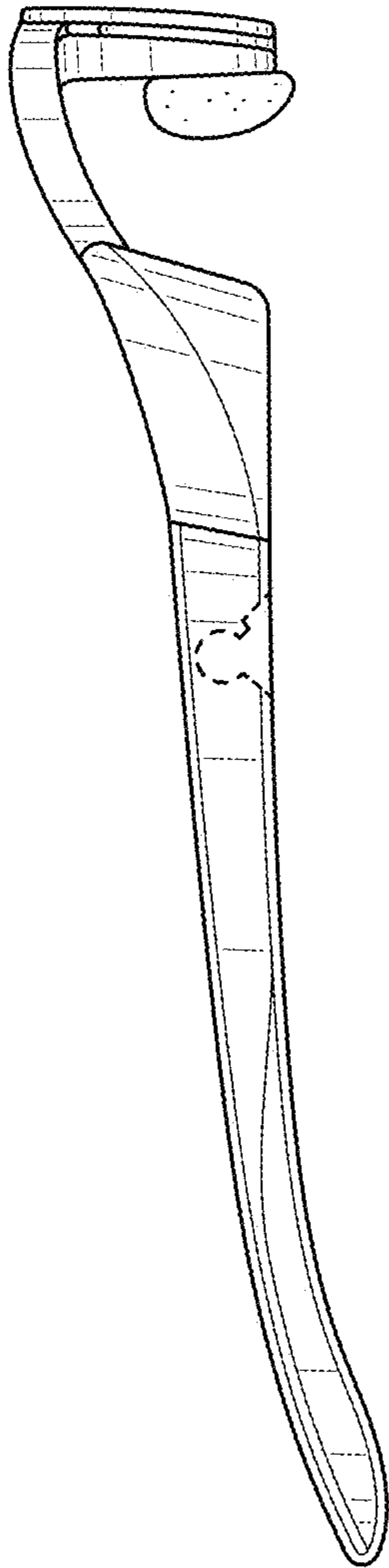


FIG. 4

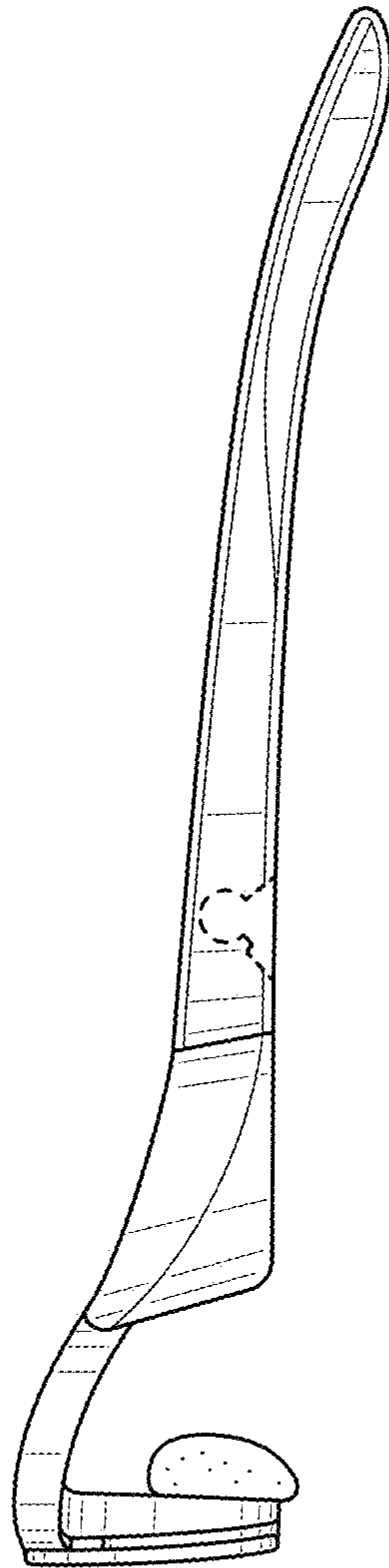


FIG. 5

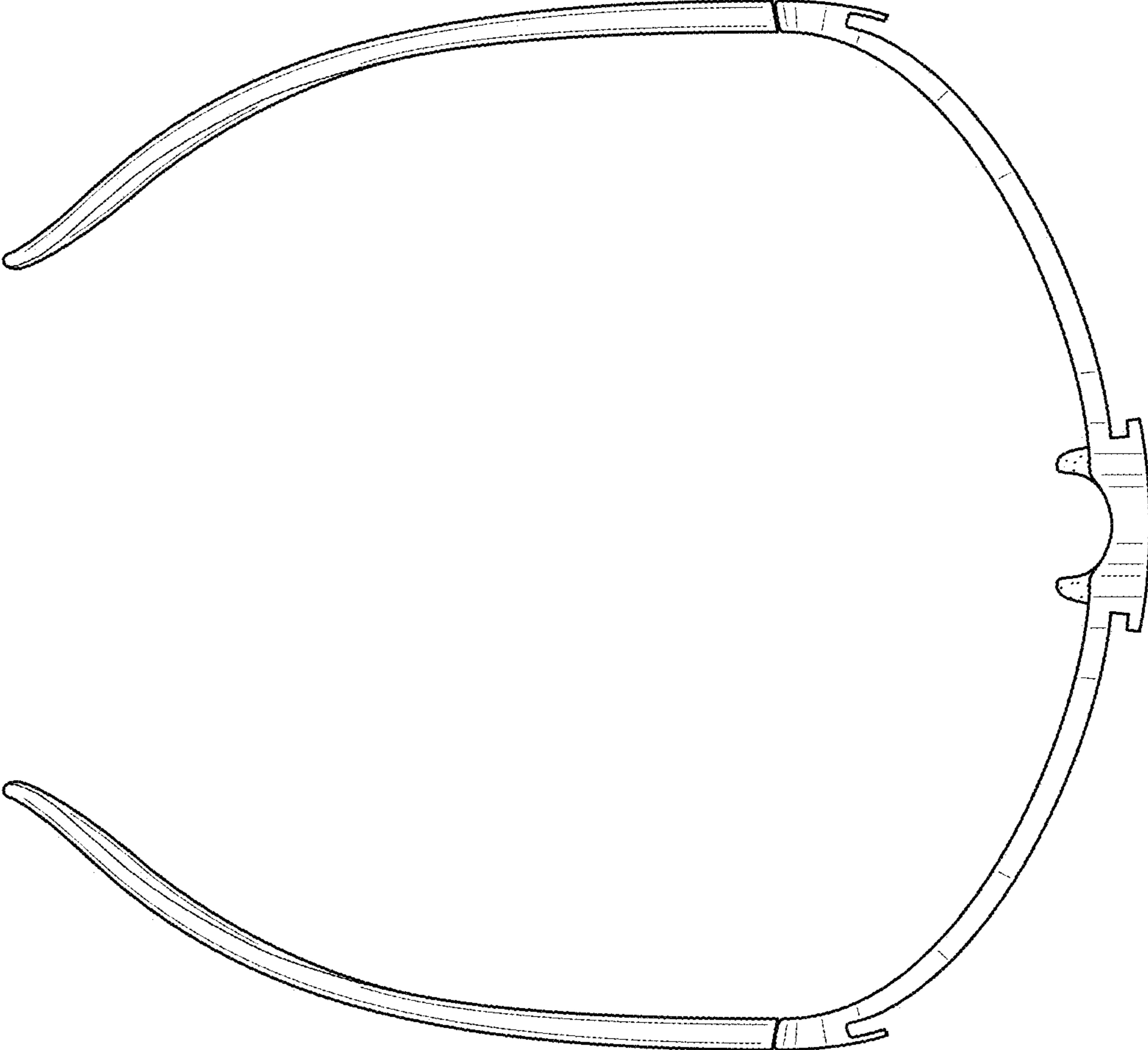


FIG. 6

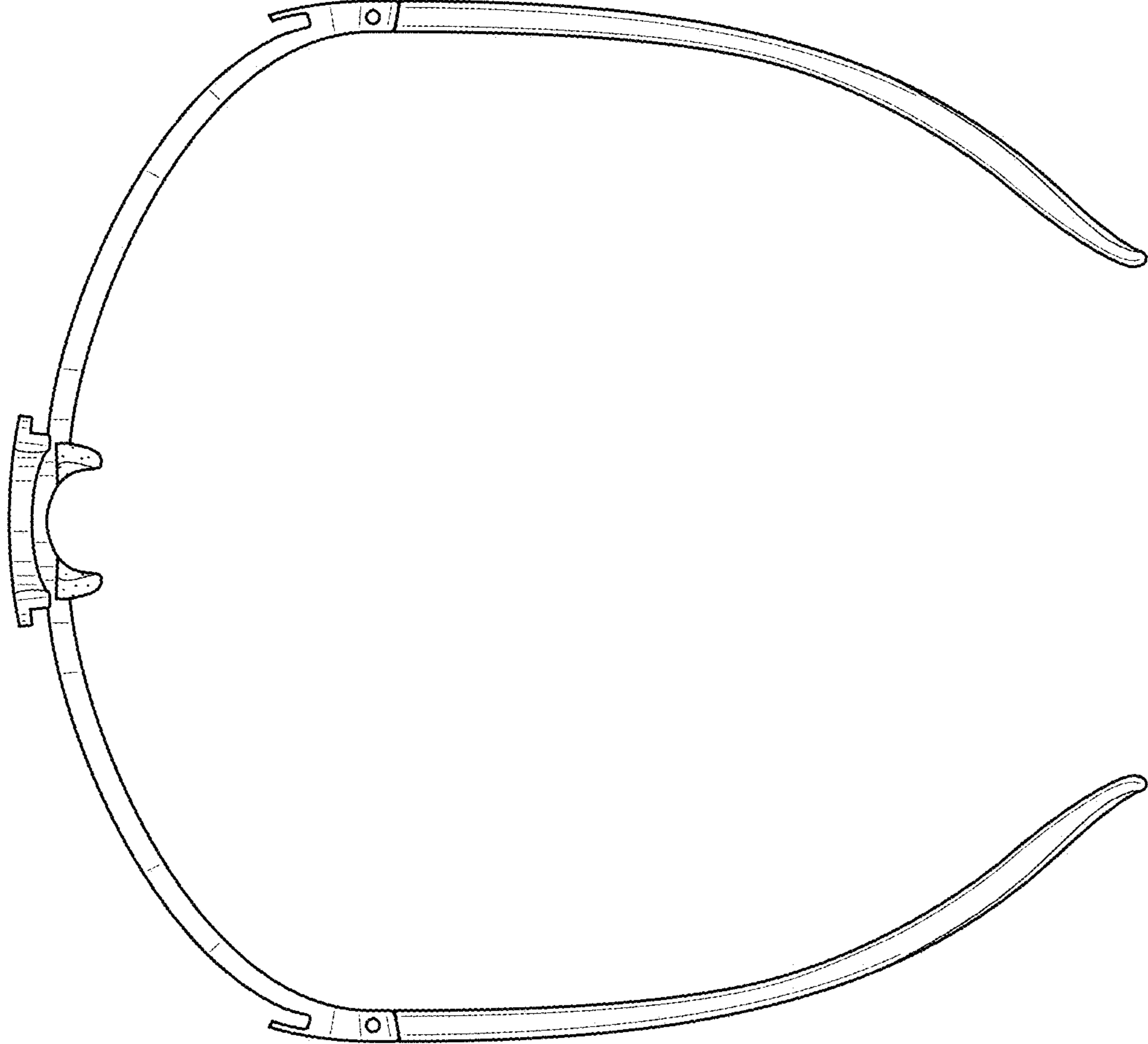


FIG. 7

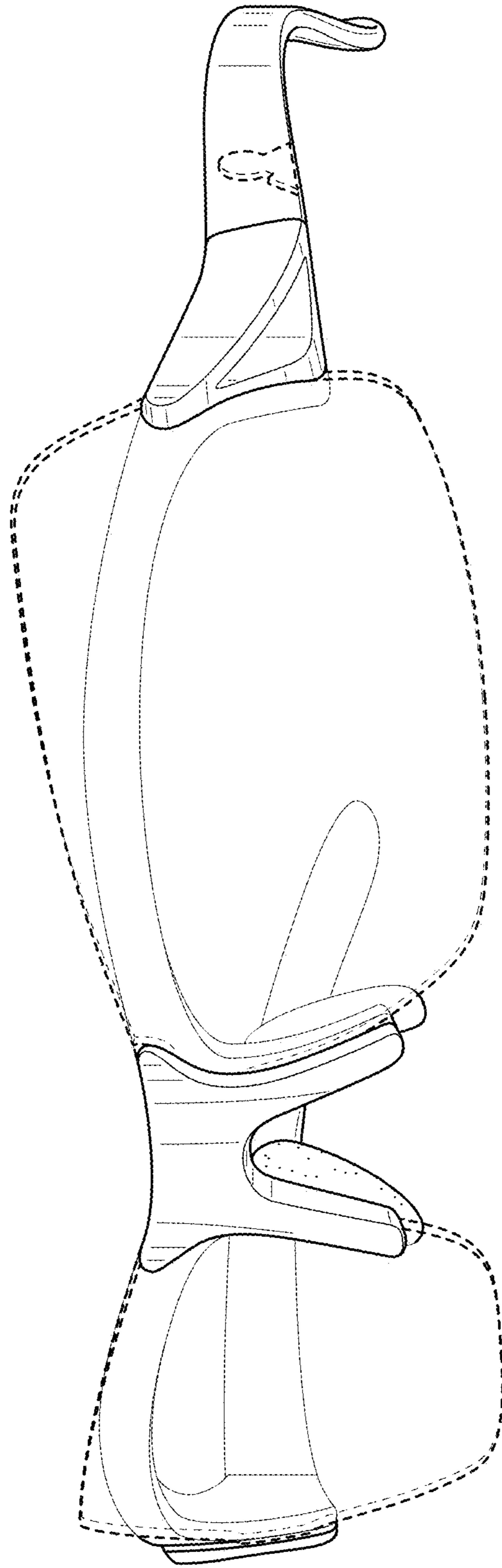


FIG. 8

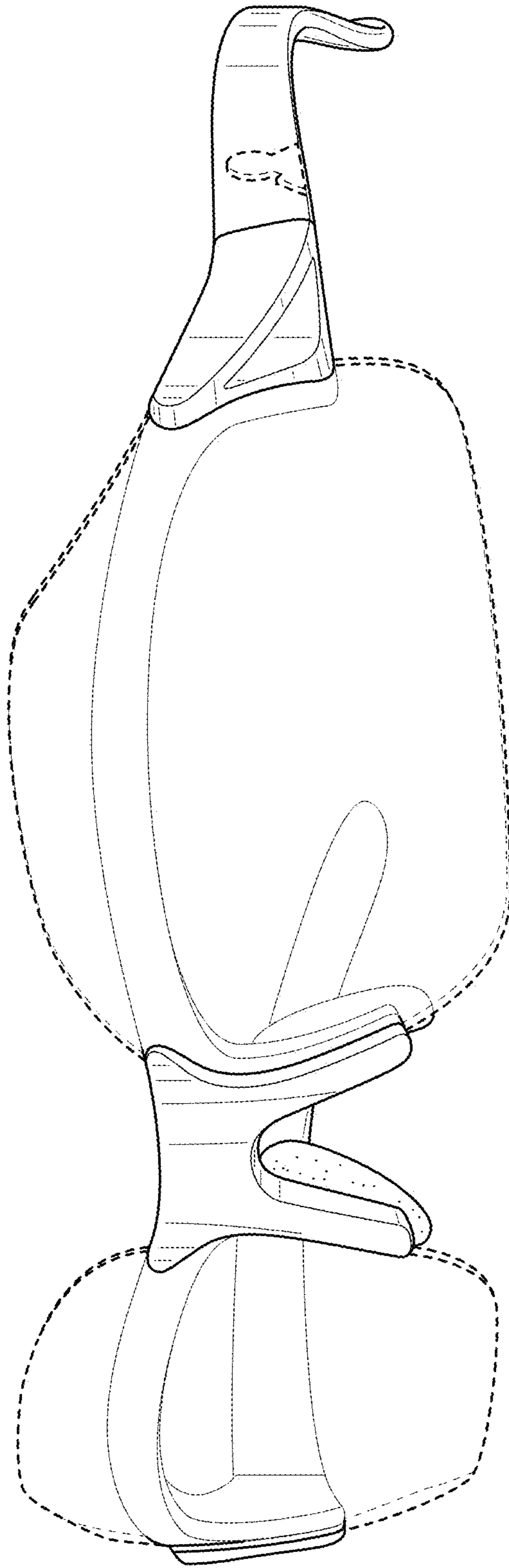


FIG. 9