



US00D880545S

(12) **United States Design Patent** (10) **Patent No.:** **US D880,545 S**
Ali et al. (45) **Date of Patent:** **** Apr. 7, 2020**

(54) **HEX ARBOR**
(71) Applicants: **Terry Ali**, Xenia, OH (US);
Christopher Ali, Spring Valley, OH
(US); **Frank Ali**, Xenia, OH (US)
(72) Inventors: **Terry Ali**, Xenia, OH (US);
Christopher Ali, Spring Valley, OH
(US); **Frank Ali**, Xenia, OH (US)
(73) Assignee: **Ali Industries, Inc.**, Fairborn, OH (US)
(**) Term: **15 Years**
(21) Appl. No.: **29/702,633**
(22) Filed: **Aug. 21, 2019**
(51) **LOC (12) Cl.** **15-09**
(52) **U.S. Cl.**
USPC **D15/126; D15/138**
(58) **Field of Classification Search**
USPC 8/20, 70, 71; 15/126, 138, 139
CPC B24B 21/18; B24B 23/06
See application file for complete search history.

(56) **References Cited**
U.S. PATENT DOCUMENTS
3,345,785 A * 10/1967 Riker B24D 9/085
451/494
D379,578 S * 6/1997 Daniels D8/70
6,361,424 B1 * 3/2002 Manor B24B 55/102
451/353
6,520,055 B1 * 2/2003 Reusch B25B 15/005
81/436
D472,114 S * 3/2003 Palecki D17/22
D580,462 S * 11/2008 Liao D15/139
D585,920 S * 2/2009 Liao D15/139

D589,319 S * 3/2009 Peters D8/70
D609,073 S * 2/2010 Lin D15/140
D624,381 S * 9/2010 Waller D8/70
D631,723 S * 2/2011 DeBaker D8/86
D646,138 S * 10/2011 Hsu D8/86
D648,607 S * 11/2011 Tanger D8/51
9,242,304 B2 * 1/2016 Martin B23D 59/006
D784,103 S * 4/2017 Hsu D8/71
10,022,845 B2 * 7/2018 Neitzell B25B 23/0007
2009/0238653 A1 * 9/2009 O'Keefe B23B 51/0473
408/204
2014/0265166 A1 * 9/2014 Shaughnessy B24B 45/006
279/143
2018/0085833 A1 * 3/2018 Ward B23B 51/0473
* cited by examiner

Primary Examiner — Patricia A Palasik
(74) *Attorney, Agent, or Firm* — R. William Graham

(57) **CLAIM**
The ornamental design for a hex arbor, as shown and described.

DESCRIPTION
FIG. 1 is a top perspective view of a hex arbor showing our new design;
FIG. 2 is a front view of a hex arbor showing our new design;
FIG. 3 is a side view of a hex arbor showing our new design;
FIG. 4 is a back side elevation view of a hex arbor showing our new design; and,
FIG. 5 is a bottom perspective of a hex arbor showing our new design.
The broken lines in the drawings depict portions of the hex arbor which form no part of the claimed design.

1 Claim, 1 Drawing Sheet






FIG. 4




FIG. 1

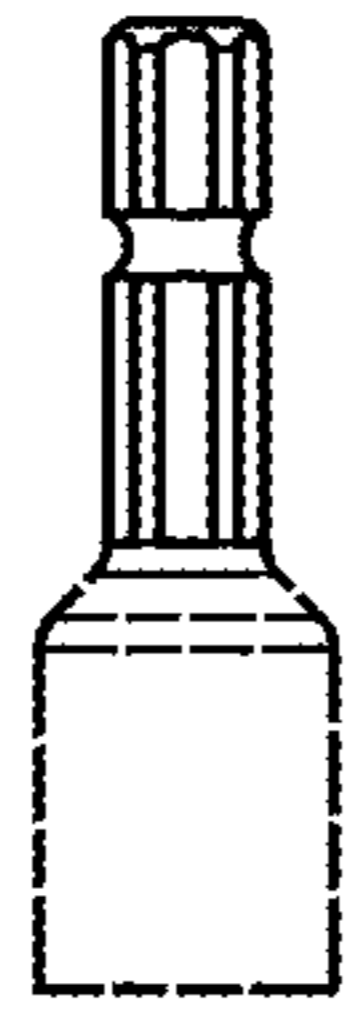


FIG. 3



FIG. 2



FIG. 5