



US00D880523S

(12) **United States Design Patent**  
**Kim et al.**

(10) **Patent No.:** **US D880,523 S**

(45) **Date of Patent:** **\*\* Apr. 7, 2020**

(54) **DISPLAY SCREEN OR PORTION THEREOF WITH TRANSITIONAL GRAPHICAL USER INTERFACE**

(71) Applicant: **Samsung Electronics Co., Ltd.**,  
Suwon-si (KR)

(72) Inventors: **Jiyeon Kim**, Yongin-si (KR); **Saebuyuk Shin**, Seoul (KR); **Jaehan Lee**, Suwon-si (KR); **Nari Choi**, Seoul (KR); **Hoik Hwang**, Hwaseong-si (KR); **Junho Choi**, Seoul (KR)

(73) Assignee: **Samsung Electronics Co., Ltd.**,  
Suwon-si (KR)

(\*\*) Term: **15 Years**

(21) Appl. No.: **29/646,283**

(22) Filed: **May 3, 2018**

(30) **Foreign Application Priority Data**

Feb. 23, 2018 (KR) ..... 30-2018-0009237

(51) **LOC (12) Cl.** ..... **14-04**

(52) **U.S. Cl.**  
USPC ..... **D14/490**; D14/486

(58) **Field of Classification Search**  
USPC ..... D14/485–495

(Continued)

(56) **References Cited**

U.S. PATENT DOCUMENTS

D395,428 S \* 6/1998 Arora ..... D14/490

D397,103 S \* 8/1998 Arora ..... D14/490

(Continued)

FOREIGN PATENT DOCUMENTS

DE 402015000129-0008 4/2015

EM 002147751-0003 1/2013

(Continued)

OTHER PUBLICATIONS

How-ToGeek | What is Pro Mode in the Samsung Galaxy Camera, and What Can You Do With It?, posted by Cameron Summerson on May 31, 2018, © 2019 Lifesavvy Media [online], [site visited Nov. 12, 2019]. Available from Internet, <URL: [https://www.howtogeek.com/353266/what-is-pro-mode-in-the-samsung-galaxy-camera-and-what-can-\\*](https://www.howtogeek.com/353266/what-is-pro-mode-in-the-samsung-galaxy-camera-and-what-can-)

*Primary Examiner* — Philip S Hyder

*Assistant Examiner* — Cary M Robinson

(74) *Attorney, Agent, or Firm* — NSIP Law

(57) **CLAIM**

We claim the ornamental design for a display screen or portion thereof with transitional graphical user interface, as shown and described.

**DESCRIPTION**

FIG. 1 is the first image in a sequence of a display screen or portion thereof with transitional graphical user interface showing our new design;

FIG. 2 is the second image in a sequence thereof;

FIG. 3 is the third image in a sequence thereof;

FIG. 4 is the fourth image in a sequence thereof;

FIG. 5 is a fifth image in a sequence thereof;

FIG. 6 is a sixth image in a sequence thereof;

FIG. 7 is a seventh image in a sequence thereof; and,

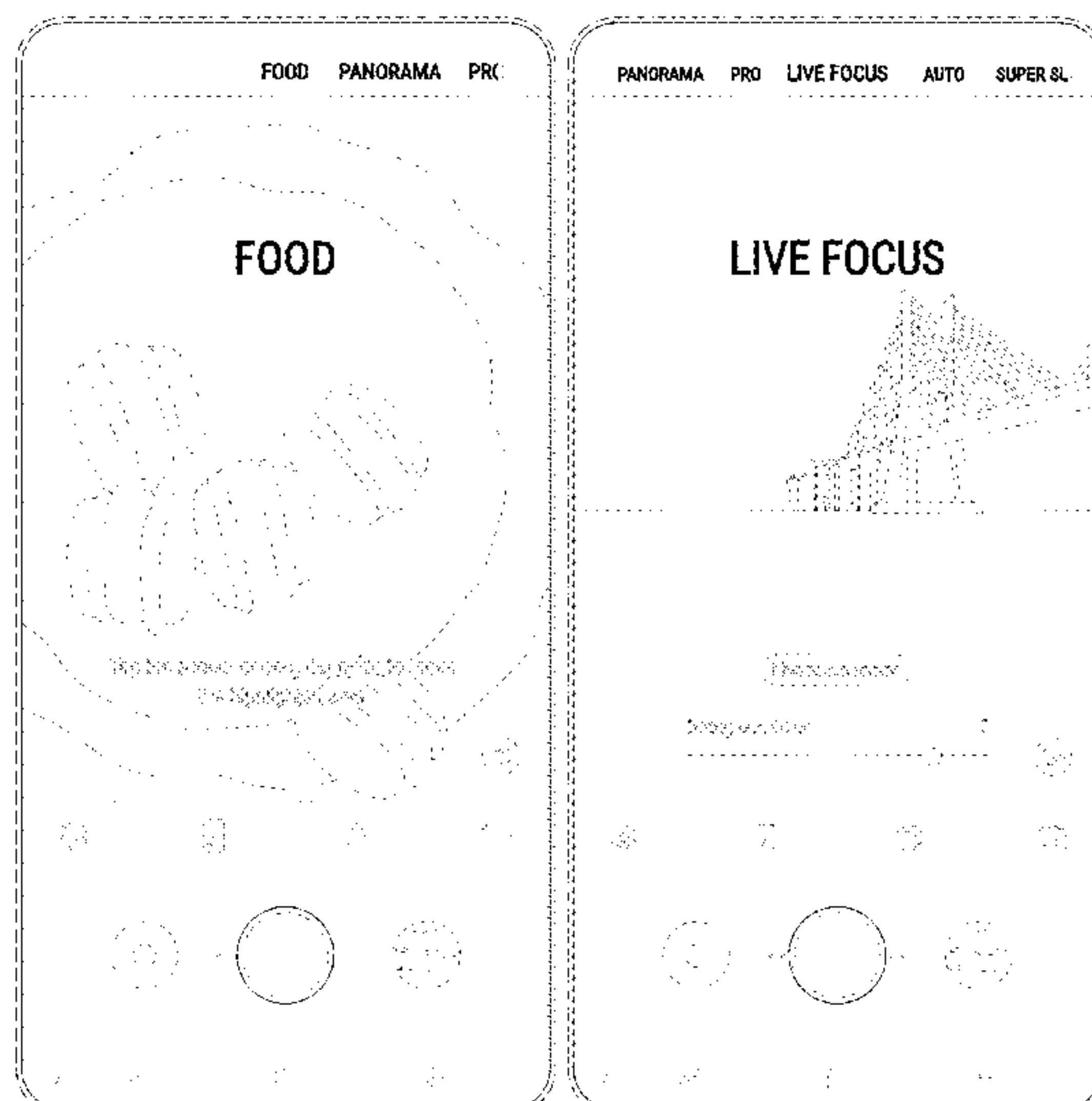
FIG. 8 is an eighth image in a sequence thereof.

The broken lines in the figures depict portions of the graphical user interface that form no part of the claimed design.

The outermost broken line showing of the display screen or portion thereof is for environmental purposes only and forms no part of the claimed design.

The appearance of the transitional graphical user interface sequentially transitions between the images shown in FIGS. 1 through 8. The process or period in which one image transitions to another forms no part of the claimed design.

**1 Claim, 8 Drawing Sheets**



(58) **Field of Classification Search**

CPC ... B60K 37/00; G06F 3/0481; G06F 3/04845;  
G06F 3/04817; G06F 17/212; G06F  
19/3406; G06T 13/80; G06T 15/02  
See application file for complete search history.

(56) **References Cited**

U.S. PATENT DOCUMENTS

D399,196	S	*	10/1998	Arora	.....	D14/490
D644,244	S	*	8/2011	Matas	.....	D14/490
D711,399	S	*	8/2014	Nations	.....	D14/486
D761,837	S	*	7/2016	Mariet	.....	D14/486
D771,701	S	*	11/2016	Ostrowski	.....	D14/488
D772,261	S	*	11/2016	Kothe	.....	D14/486
D781,335	S	*	3/2017	Ball	.....	D14/486
D781,338	S	*	3/2017	Barajas	.....	D14/486
D791,181	S	*	7/2017	Sun	.....	D14/490
D803,246	S	*	11/2017	Kwiatkowski	.....	D14/486
D803,883	S	*	11/2017	Bhandari	.....	D14/492
D804,509	S	*	12/2017	Hurst	.....	D14/486
D814,505	S	*	4/2018	Amaravadi	.....	D14/488
D816,116	S	*	4/2018	Selassie	.....	D14/493
D822,042	S	*	7/2018	Pinzon Garcia	.....	D14/486
D822,694	S	*	7/2018	Pinzon Garcia	.....	D14/486
D824,413	S	*	7/2018	Hurst	.....	D14/486
D858,568	S	*	9/2019	Chuang	.....	D14/488
D864,234	S	*	10/2019	Canna	.....	D14/486

FOREIGN PATENT DOCUMENTS

EM	002323584-0003	11/2013
JP	D1487769	1/2014
JP	D1515863	1/2015

\* cited by examiner

FIG. 1




FIG. 2

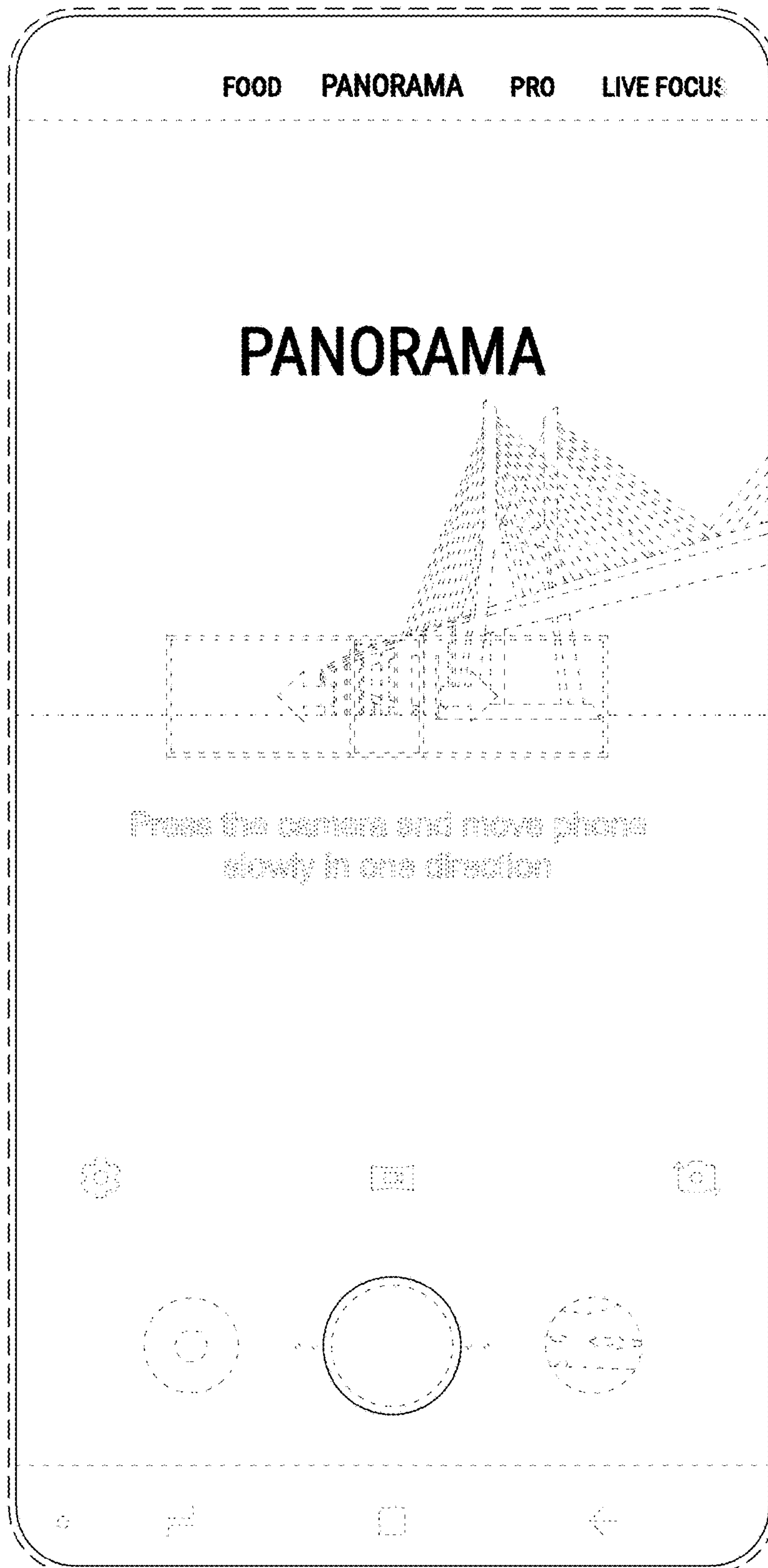


FIG. 3






FIG. 4

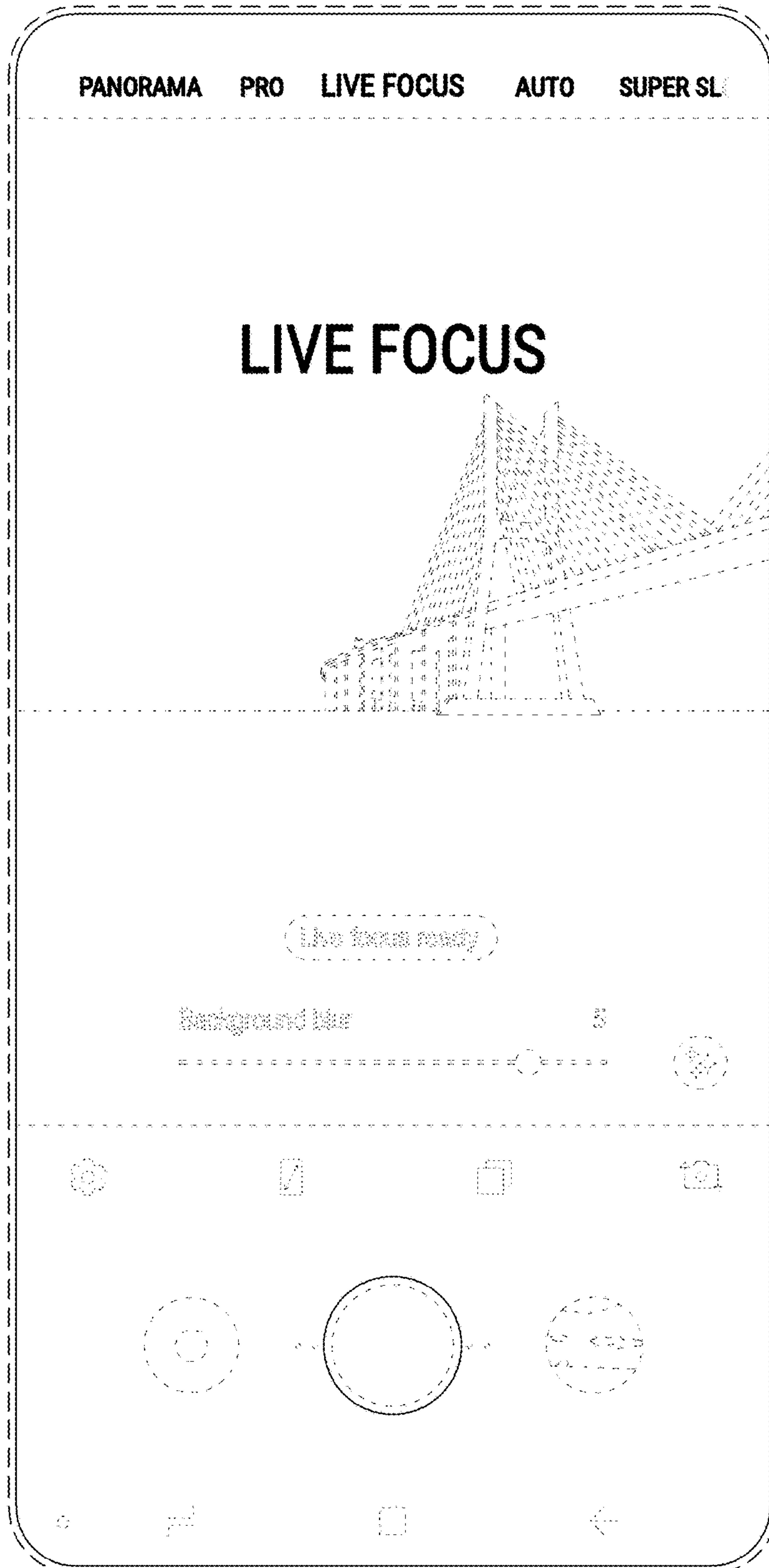


FIG. 5




FIG. 6

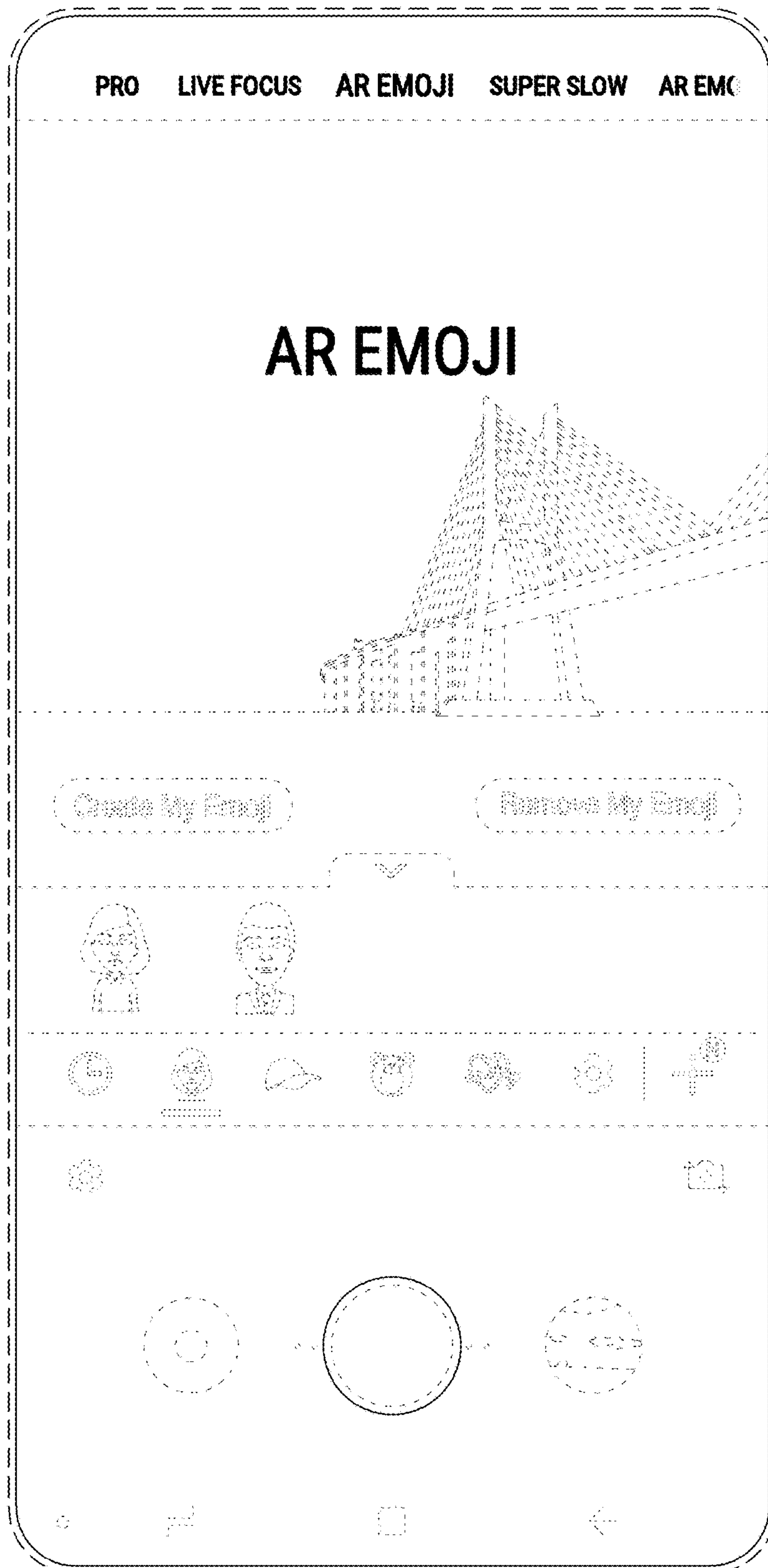




FIG. 7

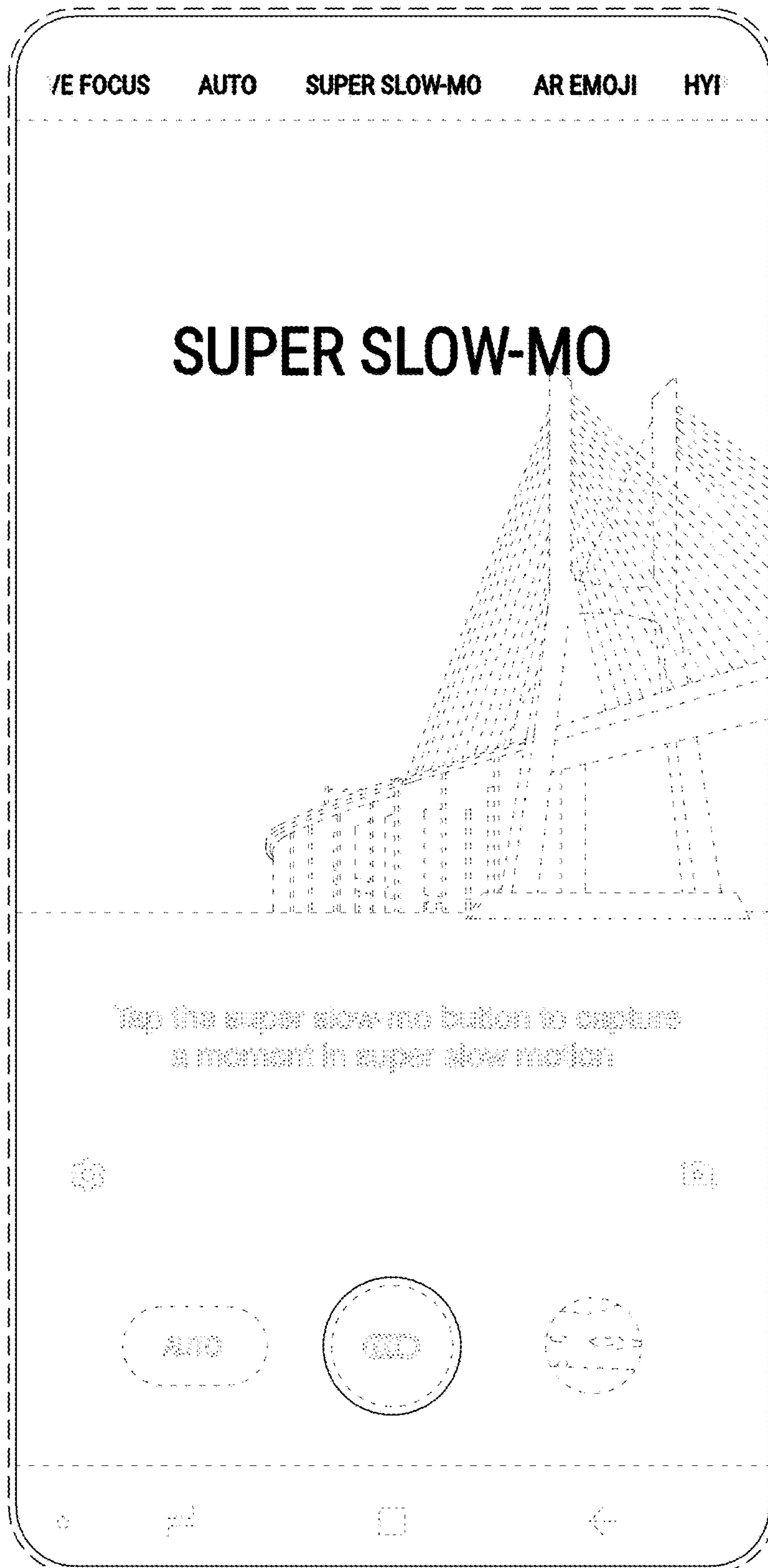


FIG. 8

