



US00D880451S

(12) **United States Design Patent** (10) **Patent No.:** **US D880,451 S**
Liu (45) **Date of Patent:** **** Apr. 7, 2020**

(54) **SWING DANCING SPEAKER**

(71) Applicant: **Hao Liu**, Shenzhen (CN)

(72) Inventor: **Hao Liu**, Shenzhen (CN)

(**) Term: **15 Years**

(21) Appl. No.: **29/622,077**

(22) Filed: **Oct. 13, 2017**

(30) **Foreign Application Priority Data**

Sep. 11, 2017 (EM) 004256006

(51) **LOC (12) Cl.** **14-01**

(52) **U.S. Cl.**
USPC **D14/207**

(58) **Field of Classification Search**
USPC D14/167, 168, 170-172, 188, 194-196,
D14/204, 209.1, 210-216, 219, 221, 222,
D14/224, 239, 496, 189, 207;
D21/576-578; D15/199

CPC B60R 11/0217; G06F 1/1688; G10K 9/22;
G10K 11/004; H03F 1/327; H04M 1/03;
H04M 1/035; H04N 5/642; H04N
21/4852; H04R 1/02; H04R 1/06; H04R
1/021; H04R 1/025; H04R 1/026; H04R
1/028; H04R 1/105; H04R 1/323; H04R
1/403; H04R 1/2803; H04R 1/2834;
H04R 5/02; H04R 7/20; H04R 9/06;
H04R 9/025; H04R 2201/021; H04R
2400/00; H04R 2204/07; H04R 2499/11;
H04R 2499/13; H04R 2499/15; H04S
3/00; H04S 7/30

See application file for complete search history.

(56) **References Cited**

U.S. PATENT DOCUMENTS

D536,044 S * 1/2007 Ban D21/578
D692,854 S * 11/2013 Stabile D14/207

D739,480 S * 9/2015 Hernandez Ortega D15/199
D831,130 S * 10/2018 Davis D21/621
D858,484 S * 9/2019 Liu D14/207
D867,477 S * 11/2019 He D21/578
D872,152 S * 1/2020 Xiong D15/199

OTHER PUBLICATIONS

Sawolol.com—"NSP-228 Dancing Cubee Speaker"; 'http://www.sawolol.com/product/nsp-228-speaker.html'; accessed Sep. 30, 2019; 5p. (Year: 2019).*

Jaskey Ltd. [Youtube]: "Robot dancer speaker music box dancer by Jaskey Limited"; 'https://www.youtube.com/watch?v=-sTUVBXABh4'; dated Mar. 15, 2017; accessed Sep. 30, 2019; 1p. (Year: 2017).*

Somax Store [Youtube]: "Robot Dancing Bluetooth Speaker"; 'https://www.youtube.com/watch?v=37xluxDXqKE'; dated Nov. 28, 2017; accessed Sep. 30, 2019; 3p. (Year: 2017).*

* cited by examiner

Primary Examiner — Keli L Hill

(57) **CLAIM**

The ornamental design for a swing dancing speaker, as shown and described.

DESCRIPTION

FIG. 1 is a front plan view of a swing dancing speaker showing my new design;

FIG. 2 is a rear plan view thereof;

FIG. 3 is a left plan view thereof;


FIG. 4 is a right plan view thereof;

FIG. 5 is a top plan view thereof;

FIG. 6 is a bottom plan view thereof; and,

FIG. 7 is a stereo view thereof.

1 Claim, 1 Drawing Sheet



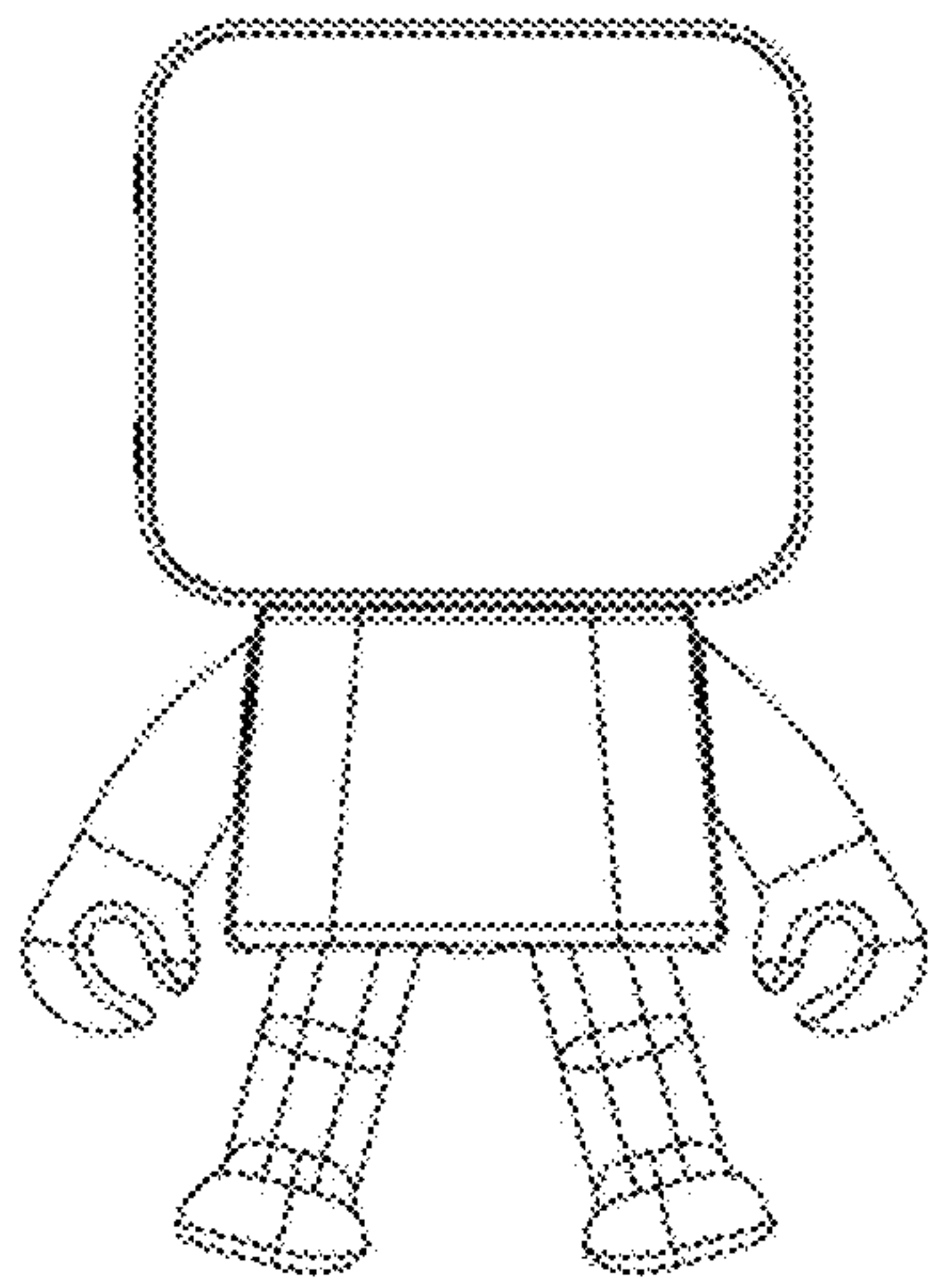


Fig. 1

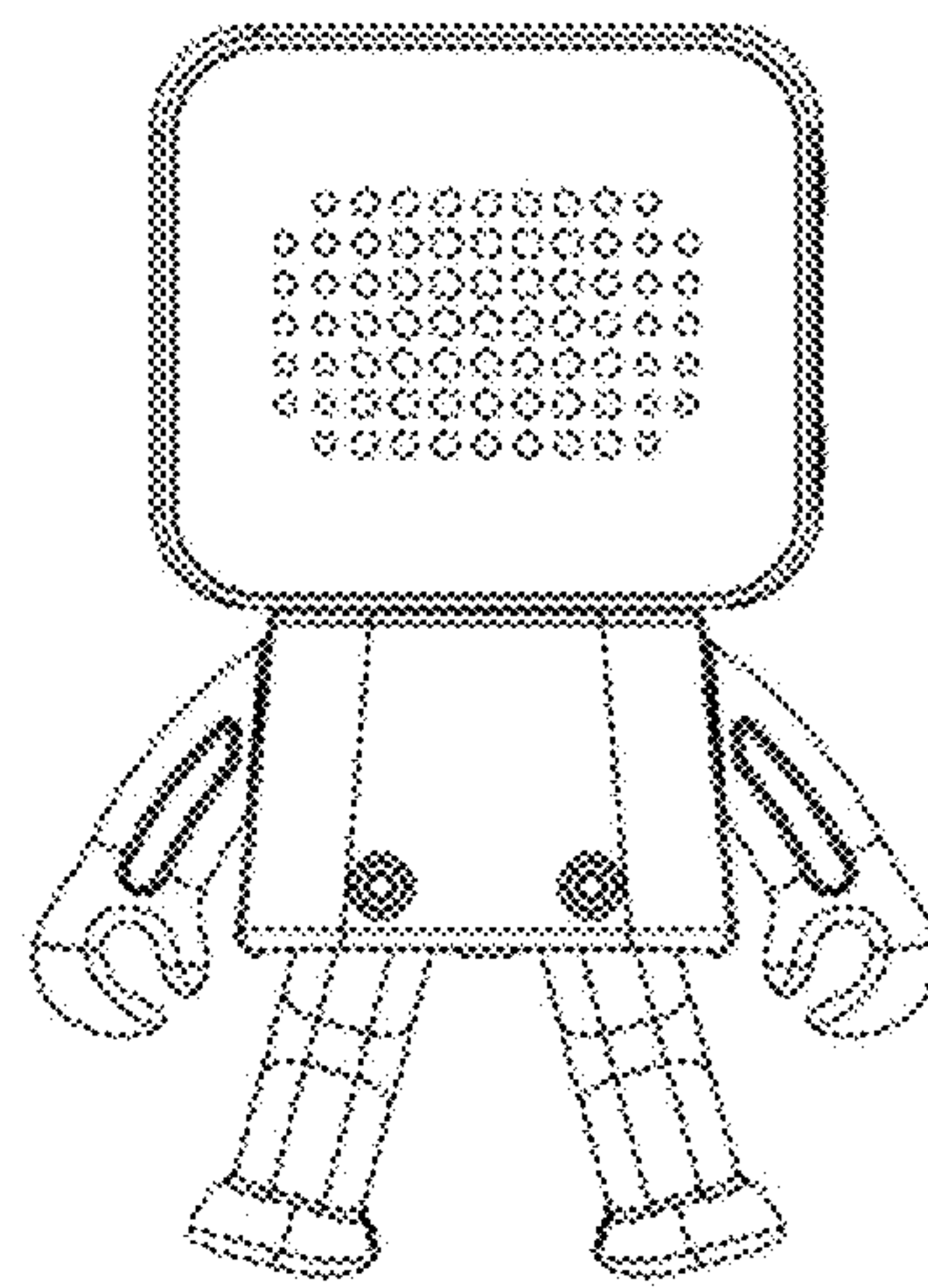


Fig. 2

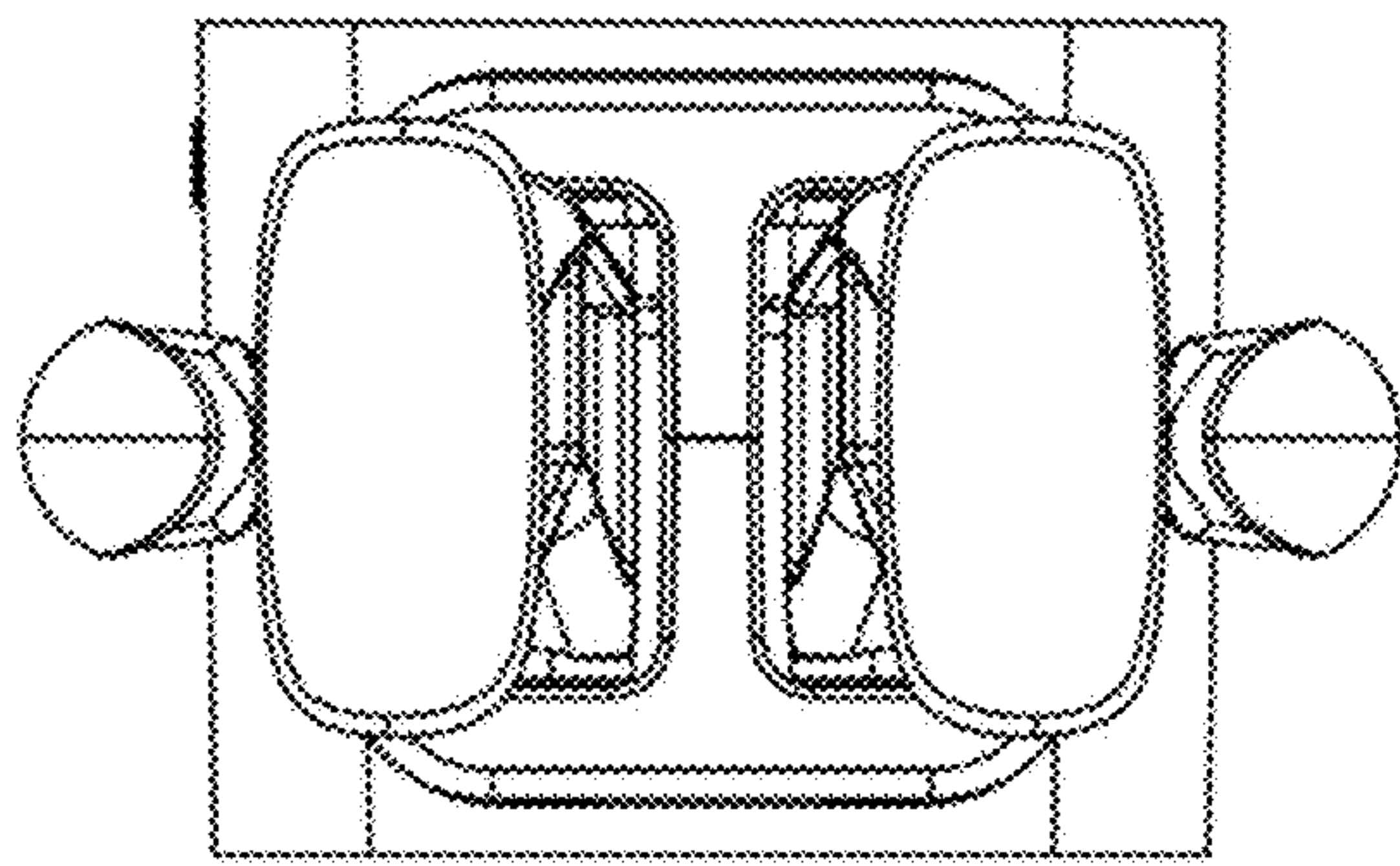


Fig. 5

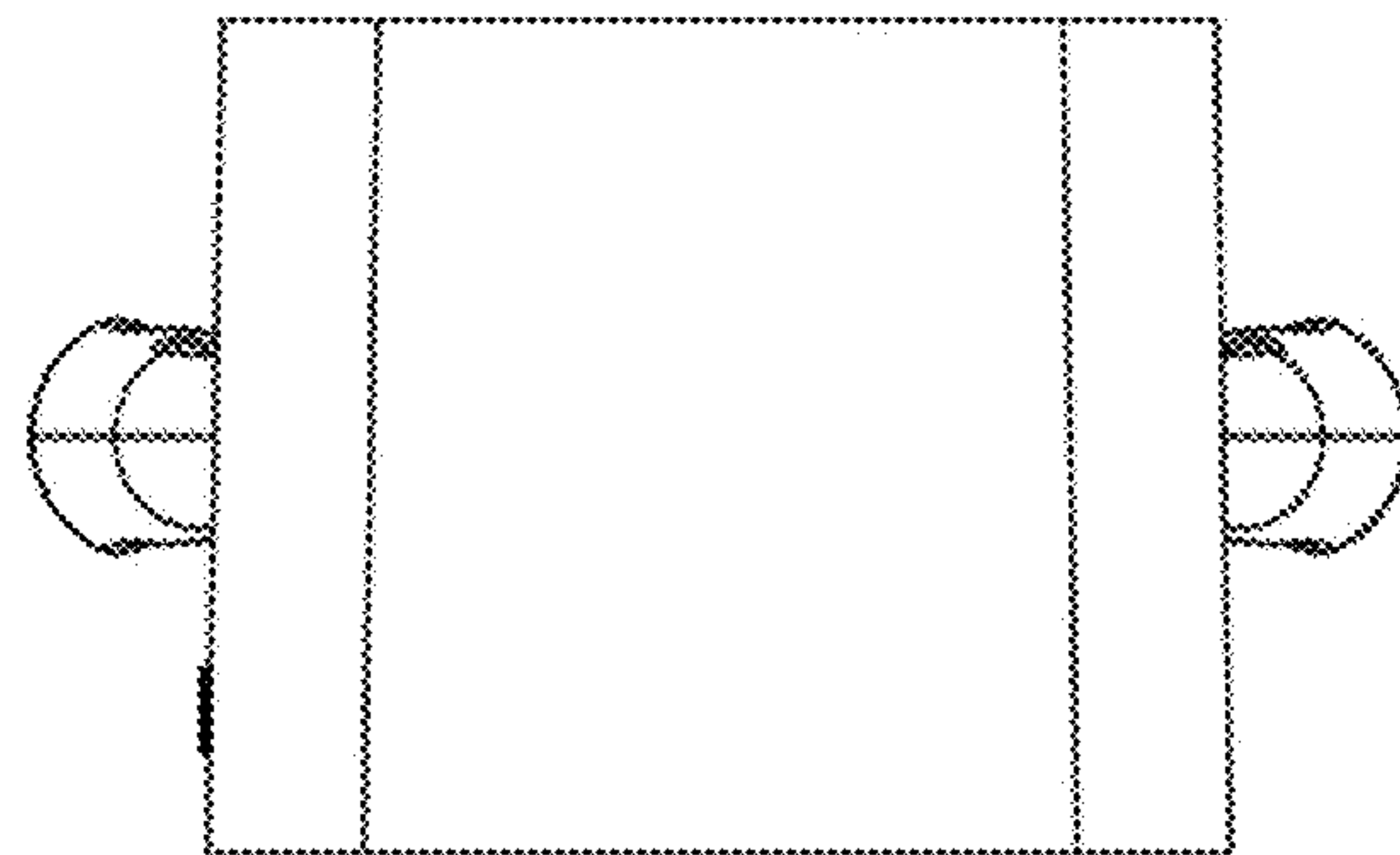


Fig. 6

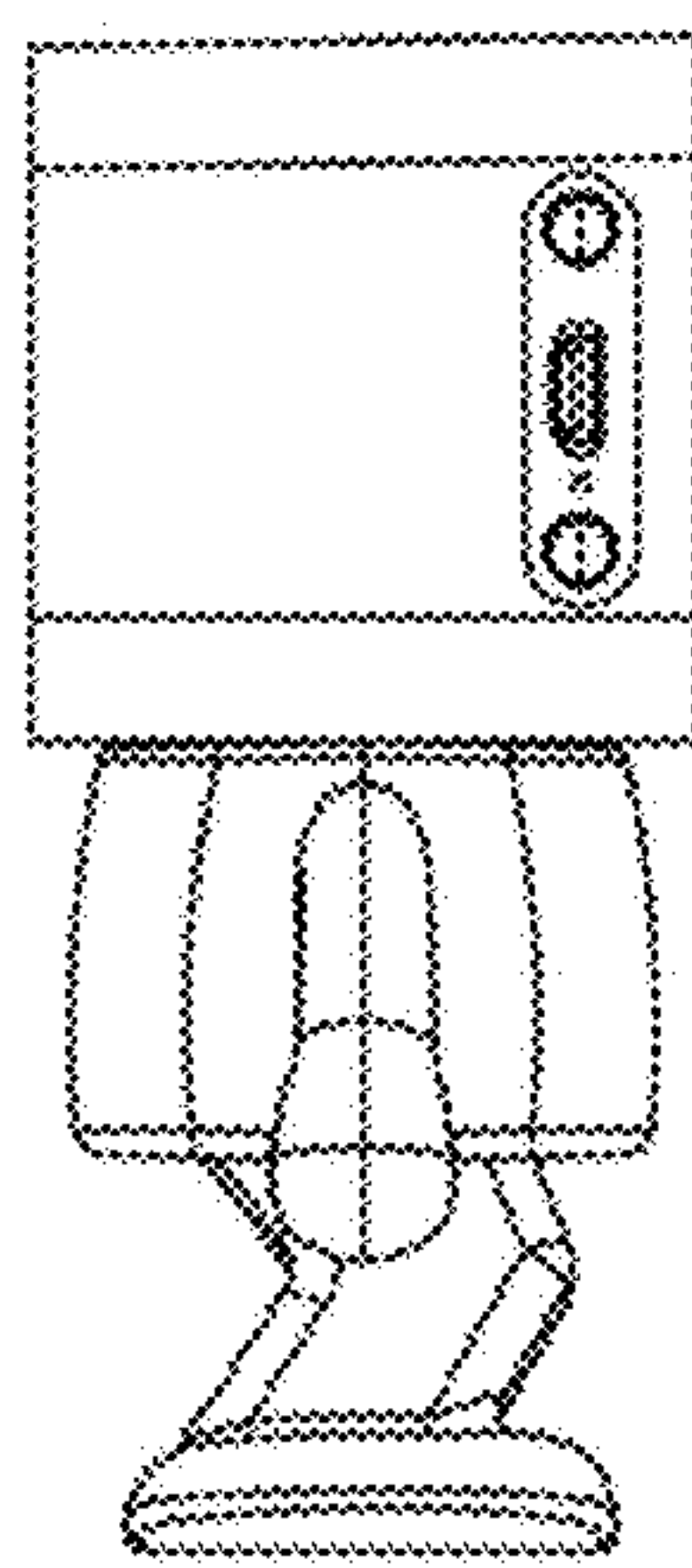


Fig. 3

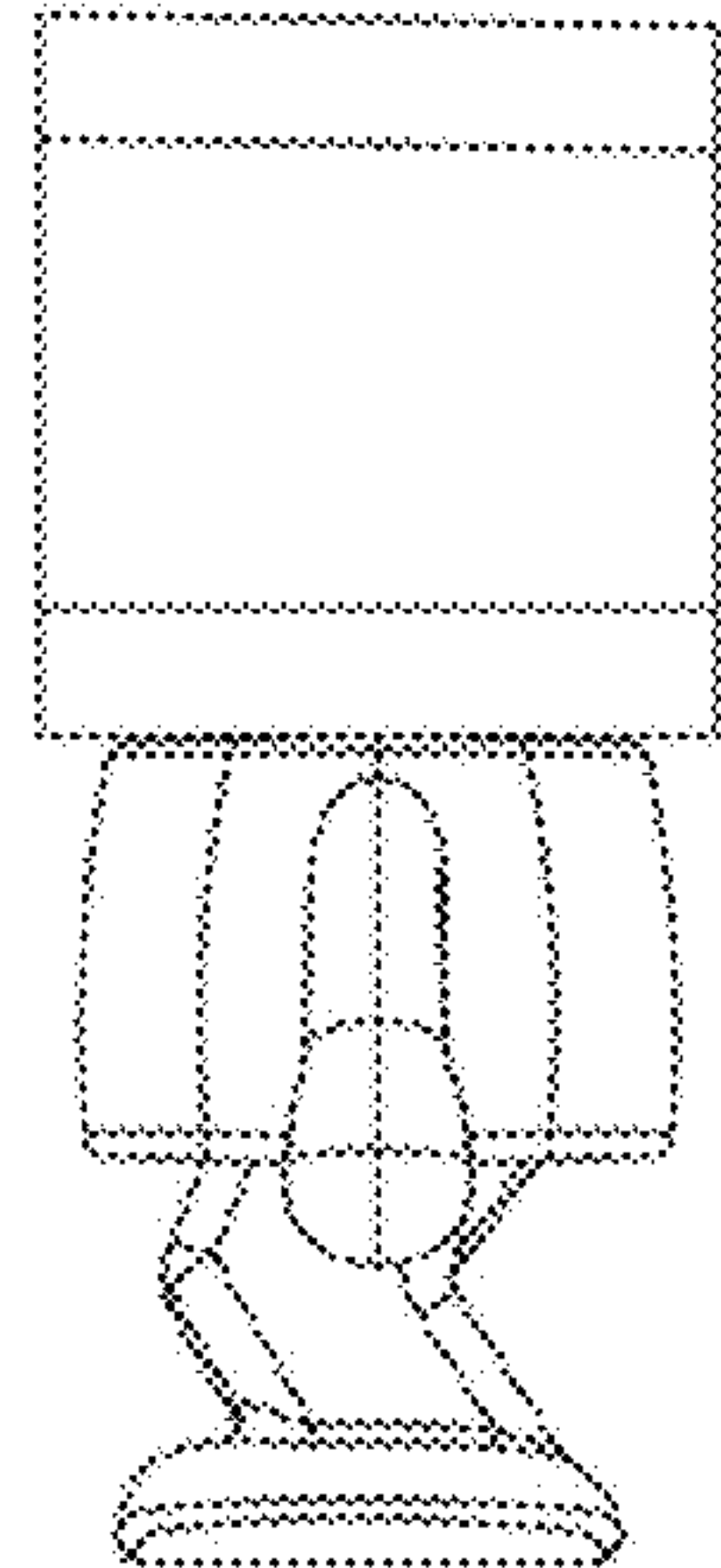


Fig. 4

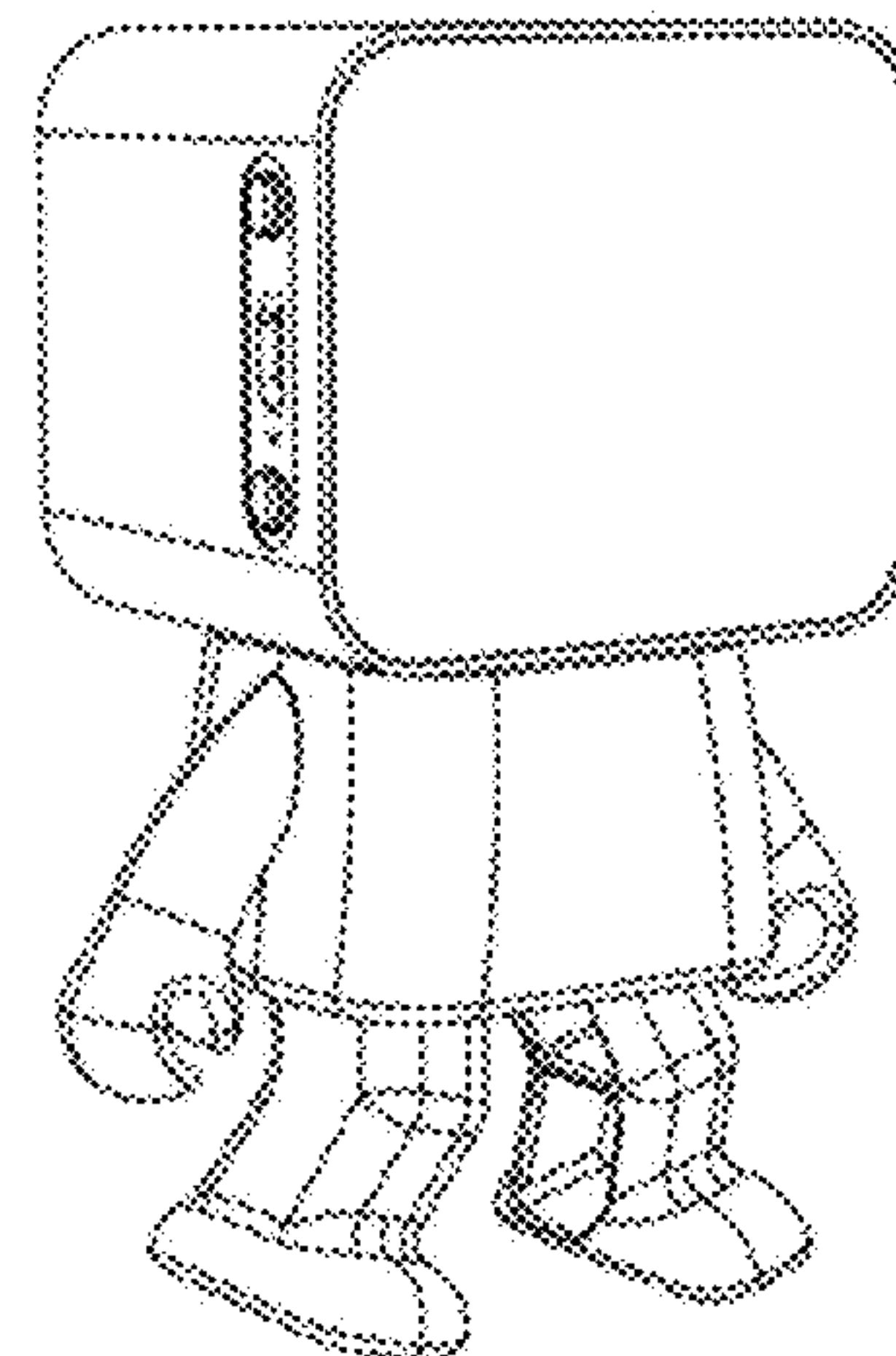


Fig. 7