



US00D880413S

(12) **United States Design Patent**
Schultz et al.

(10) **Patent No.:** **US D880,413 S**
(45) **Date of Patent:** **** Apr. 7, 2020**

- (54) **TIRE**
- (71) Applicant: **Bridgestone Americas Tire Operations, LLC**, Nashville, TN (US)
- (72) Inventors: **David E. Schultz**, Stow, OH (US);
Tanya L. Miracle, Uniontown, OH (US)
- (73) Assignee: **Bridgestone Americas Tire Operations, LLC**, Nashville, TN (US)
- (**) Term: **15 Years**
- (21) Appl. No.: **29/660,686**
- (22) Filed: **Aug. 22, 2018**
- (51) **LOC (12) Cl.** **12-15**
- (52) **U.S. Cl.**
USPC **D12/604**; D12/594
- (58) **Field of Classification Search**
USPC D12/579, 586, 588, 590, 600, 601, 604,
D12/605
CPC B60C 11/11; B60C 2011/0386; B60C
2011/0388
See application file for complete search history.

D610,077 S	2/2010	Tobino	
D610,529 S	2/2010	Tobino	
D610,971 S	3/2010	Zimmerman	
D610,972 S	3/2010	You	
D617,262 S	6/2010	Tobino	
D635,915 S *	4/2011	Hamada	D12/588
D643,804 S	8/2011	Dixon	
D647,040 S *	10/2011	Mathonet	D12/588
D675,560 S *	2/2013	Kato	D12/590
D710,296 S	8/2014	Bani Hani	
D713,783 S	9/2014	Buchinger-Barnstorf	
D719,907 S *	12/2014	Ohara	D12/588
D730,273 S *	5/2015	Schimmoeller	D12/601
D738,813 S *	9/2015	Wang	D12/601
D740,211 S	10/2015	Parr	
D743,327 S *	11/2015	Schimmoeller	D12/588
D743,328 S	11/2015	Sareen	
D746,222 S *	12/2015	Hutz	D12/588
D763,183 S	8/2016	Ono	
D772,149 S	11/2016	Kwak	
D772,152 S	11/2016	Matsuda	
D776,606 S *	1/2017	Petr	D12/599

(Continued)

Primary Examiner — Robert M. Spear
(74) Attorney, Agent, or Firm — Shaun J. Fox

(57) **CLAIM**

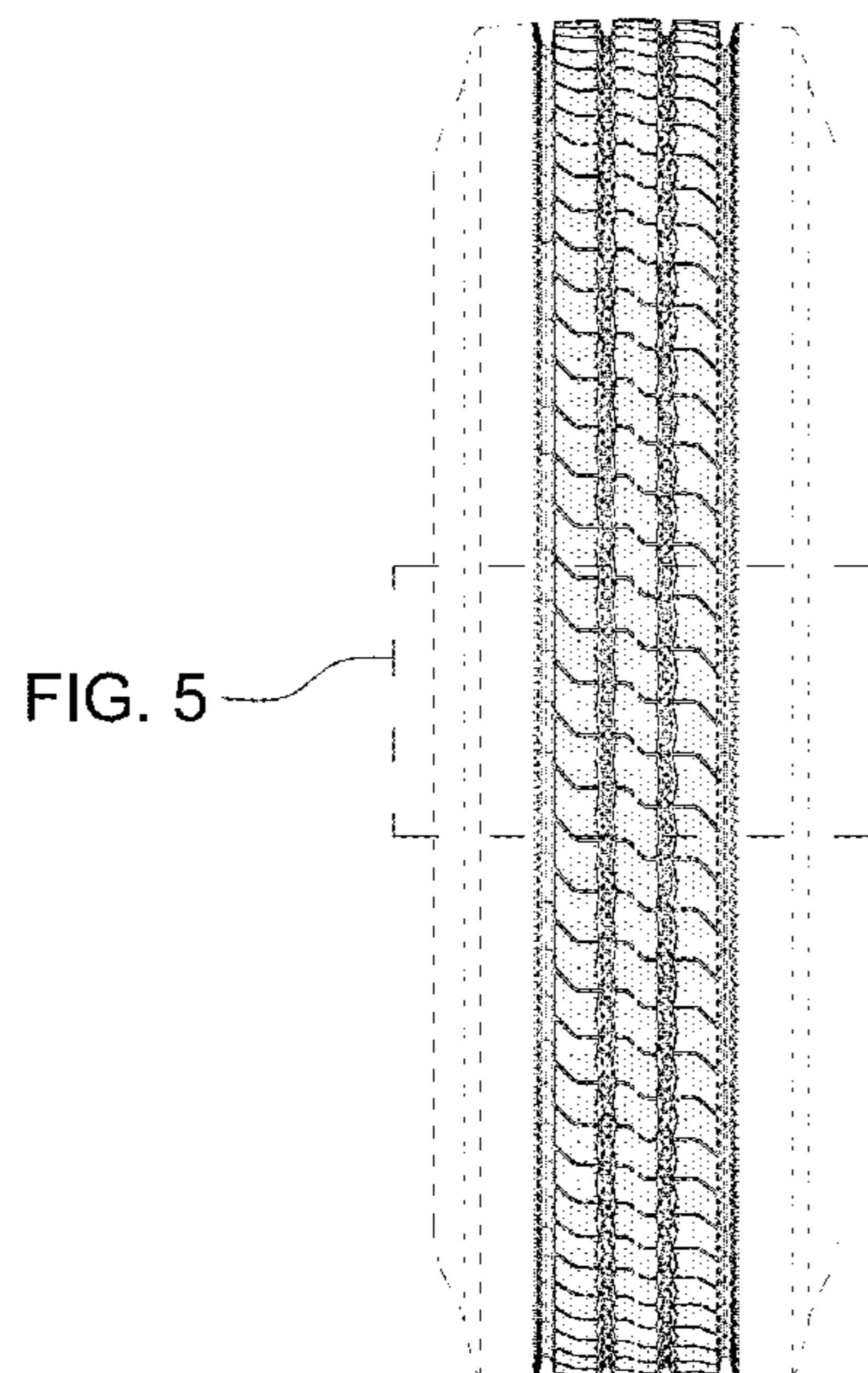
The ornamental design for a tire, as shown and described.

DESCRIPTION

FIG. 1 is a side perspective view of a tire showing our new design;
 FIG. 2 is a front elevational view thereof;
 FIG. 3 is a side elevational view of the left side thereof;
 FIG. 4 is a side elevational view of the right side thereof;
 and,
 FIG. 5 is an enlarged fragmentary view thereof.
 In the drawings, the broken lines depict environmental subject matter only and form no part of the claimed design.

1 Claim, 5 Drawing Sheets

- (56) **References Cited**
U.S. PATENT DOCUMENTS
- D296,199 S * 6/1988 Tanei D12/590
- D304,557 S * 11/1989 Ochiai D12/588
- D304,558 S * 11/1989 Fukumoto D12/588
- D405,034 S * 2/1999 Takada D12/590
- D448,707 S * 10/2001 Maziarka D12/595
- D489,318 S 5/2004 Buresh
- D511,741 S 11/2005 Cazin-Bourguignon
- D554,053 S * 10/2007 Feider D12/588
- D555,081 S * 11/2007 Feider D12/588
- D609,169 S * 2/2010 Feider D12/588
- D609,170 S * 2/2010 Feider D12/588



(56)

References Cited

U.S. PATENT DOCUMENTS

D779,420	S	2/2017	Krier	
D780,681	S	3/2017	Krier	
D781,225	S	3/2017	Westaway	
D785,551	S	5/2017	Farinelle	
D787,434	S *	5/2017	Oji	D12/595
D787,436	S	5/2017	Dixon	
D788,693	S *	6/2017	Westaway	D12/600
D789,277	S	6/2017	Dixon	
D789,284	S	6/2017	Krier	
D791,689	S	7/2017	Schuessler	
D807,813	S *	1/2018	Hayashi	D12/604
D828,290	S *	9/2018	Reygrobelle	D12/588
D842,230	S *	3/2019	Coton	D12/588
D843,313	S *	3/2019	Cai	D12/590
D850,360	S *	6/2019	Davenport	D12/600
D856,269	S *	8/2019	Hong	D12/588
D858,429	S *	9/2019	Lundgren	D12/588
D863,212	S *	10/2019	Geng	D12/587

* cited by examiner

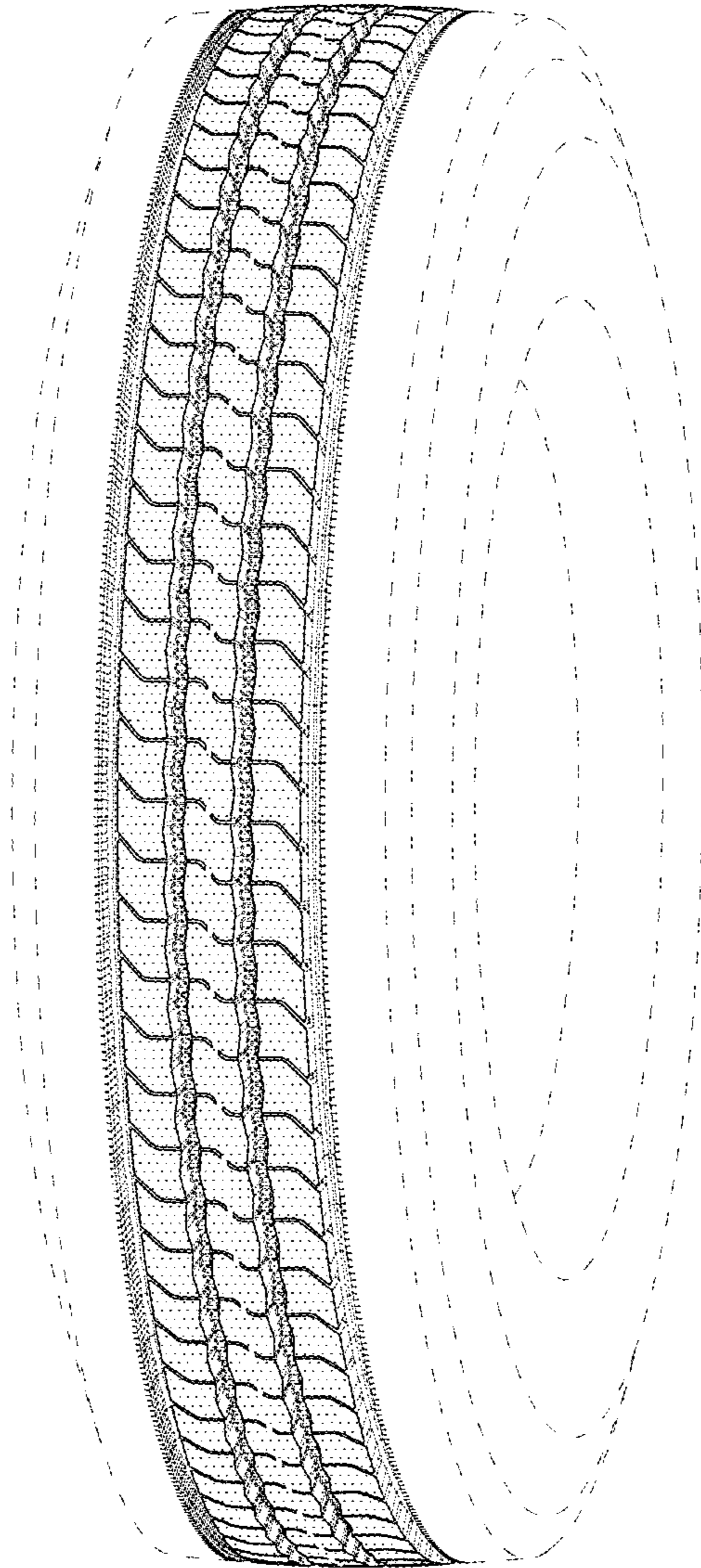


FIG. 1

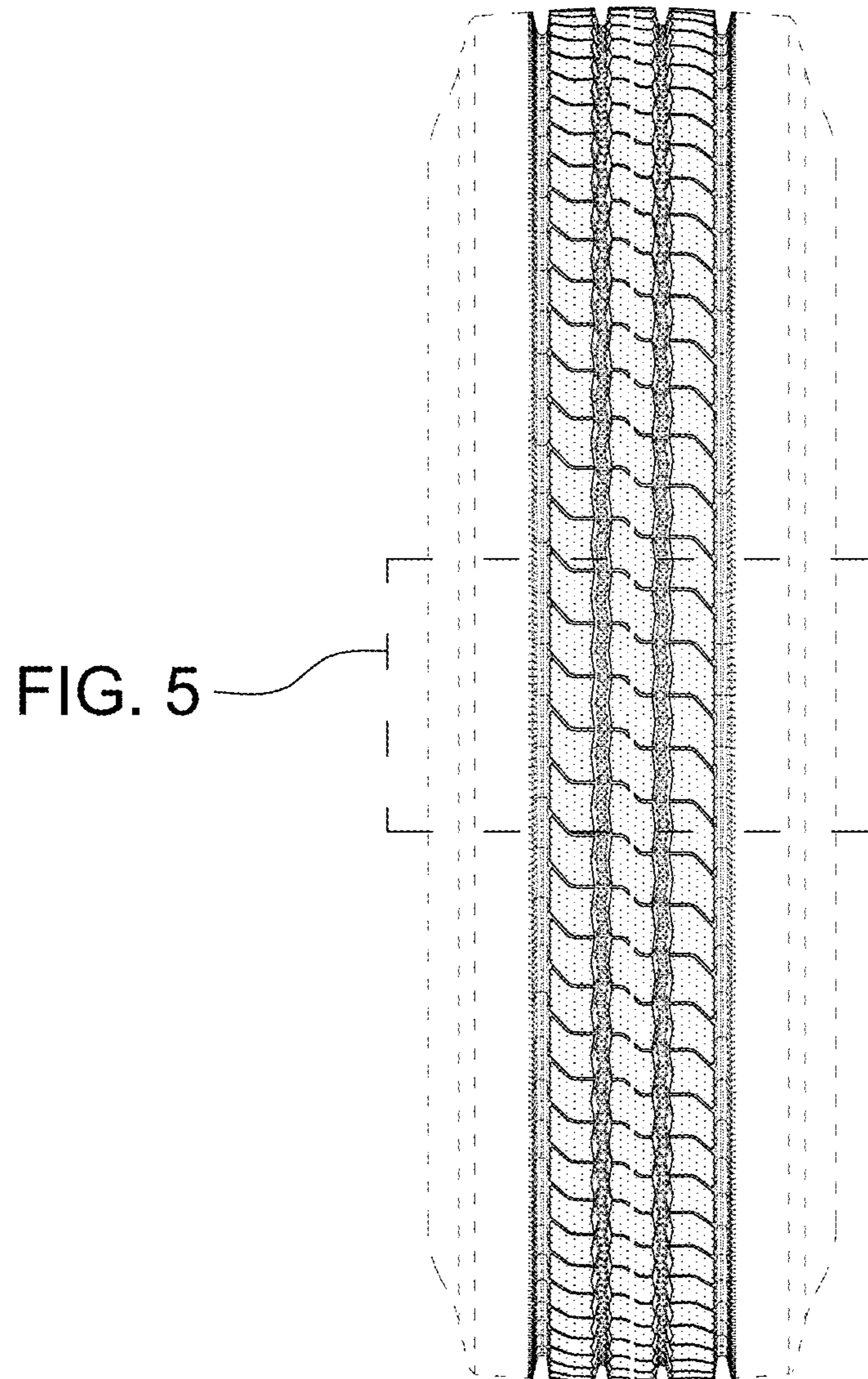


FIG. 2

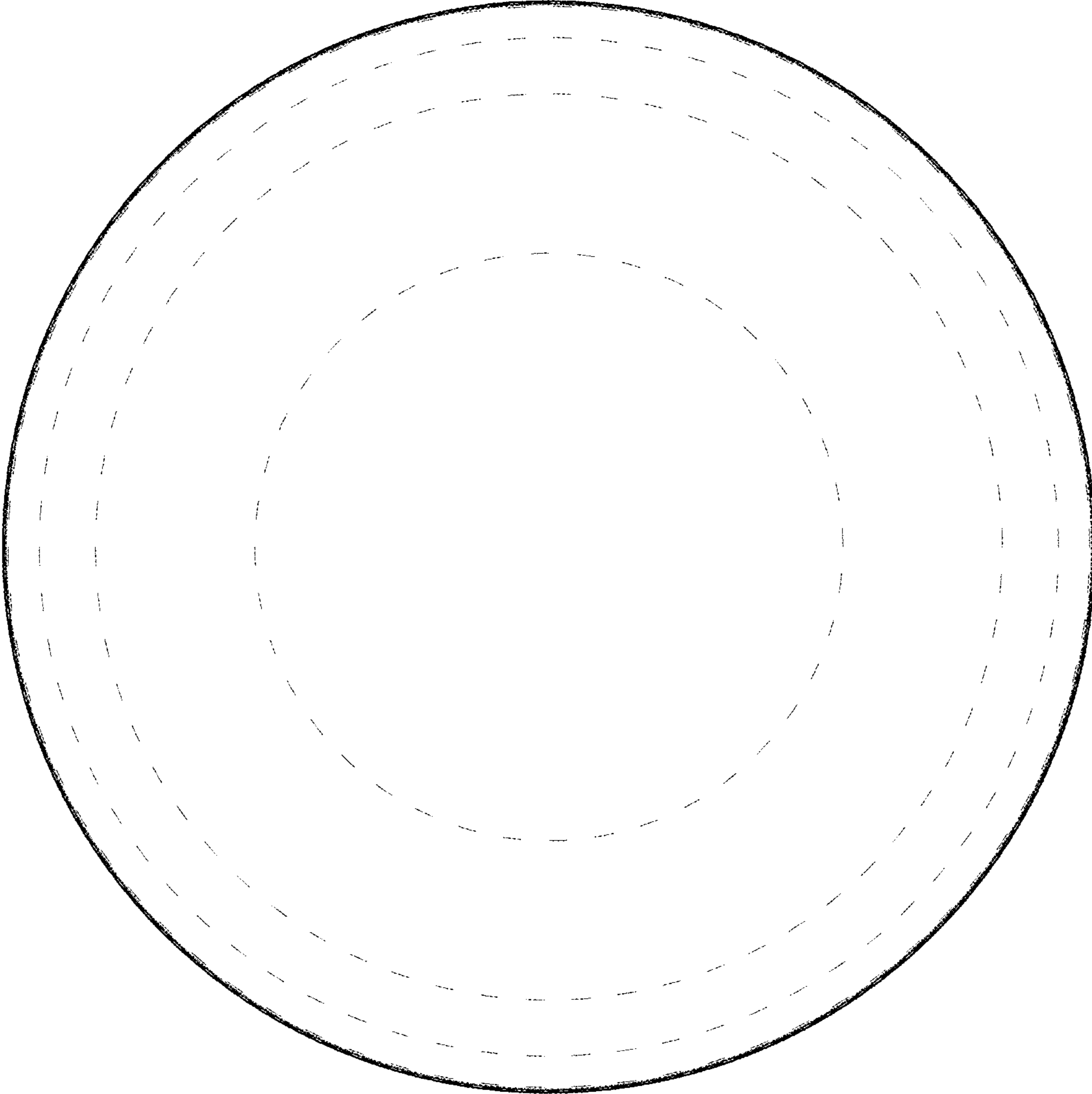


FIG. 3

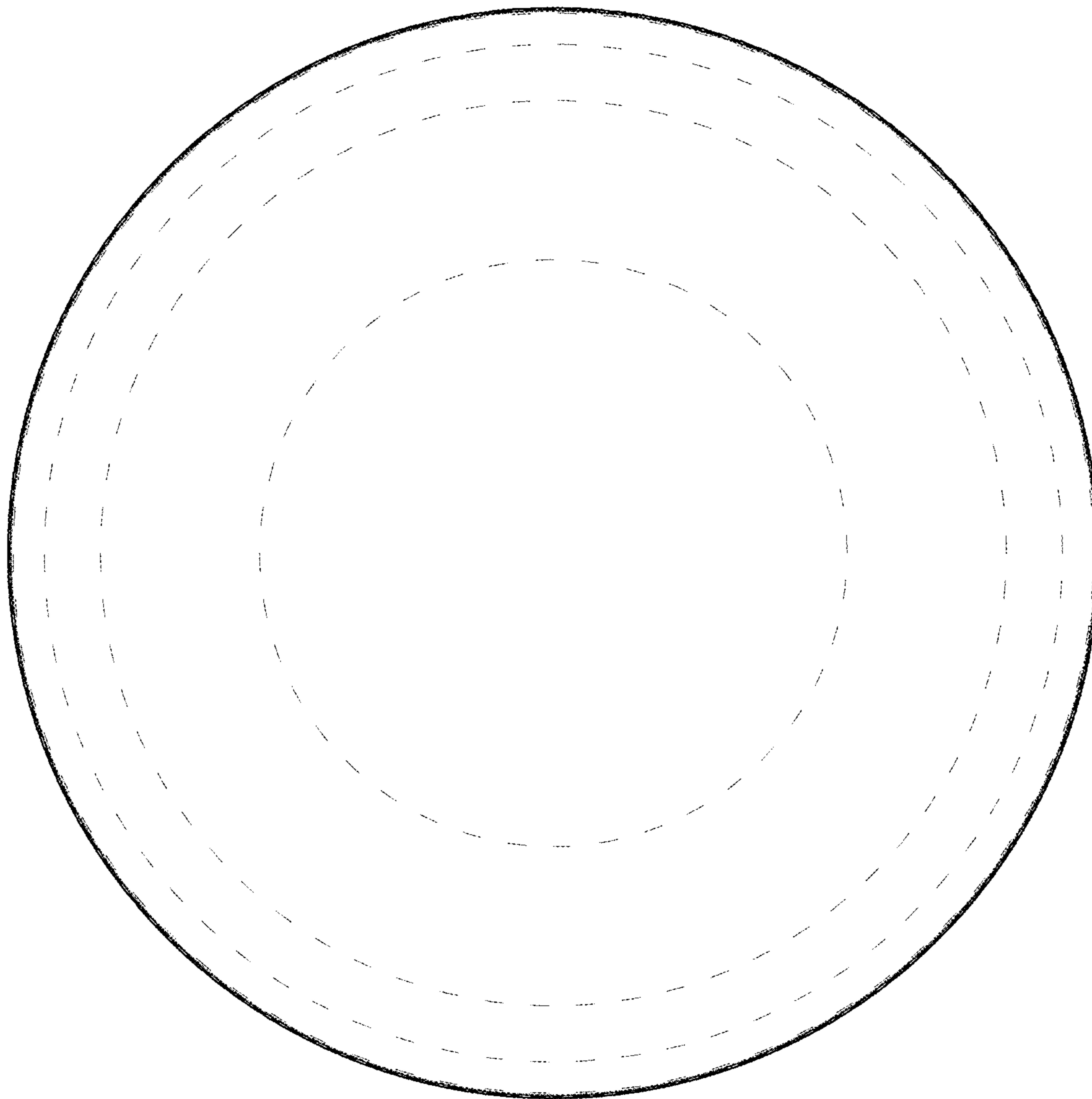


FIG. 4

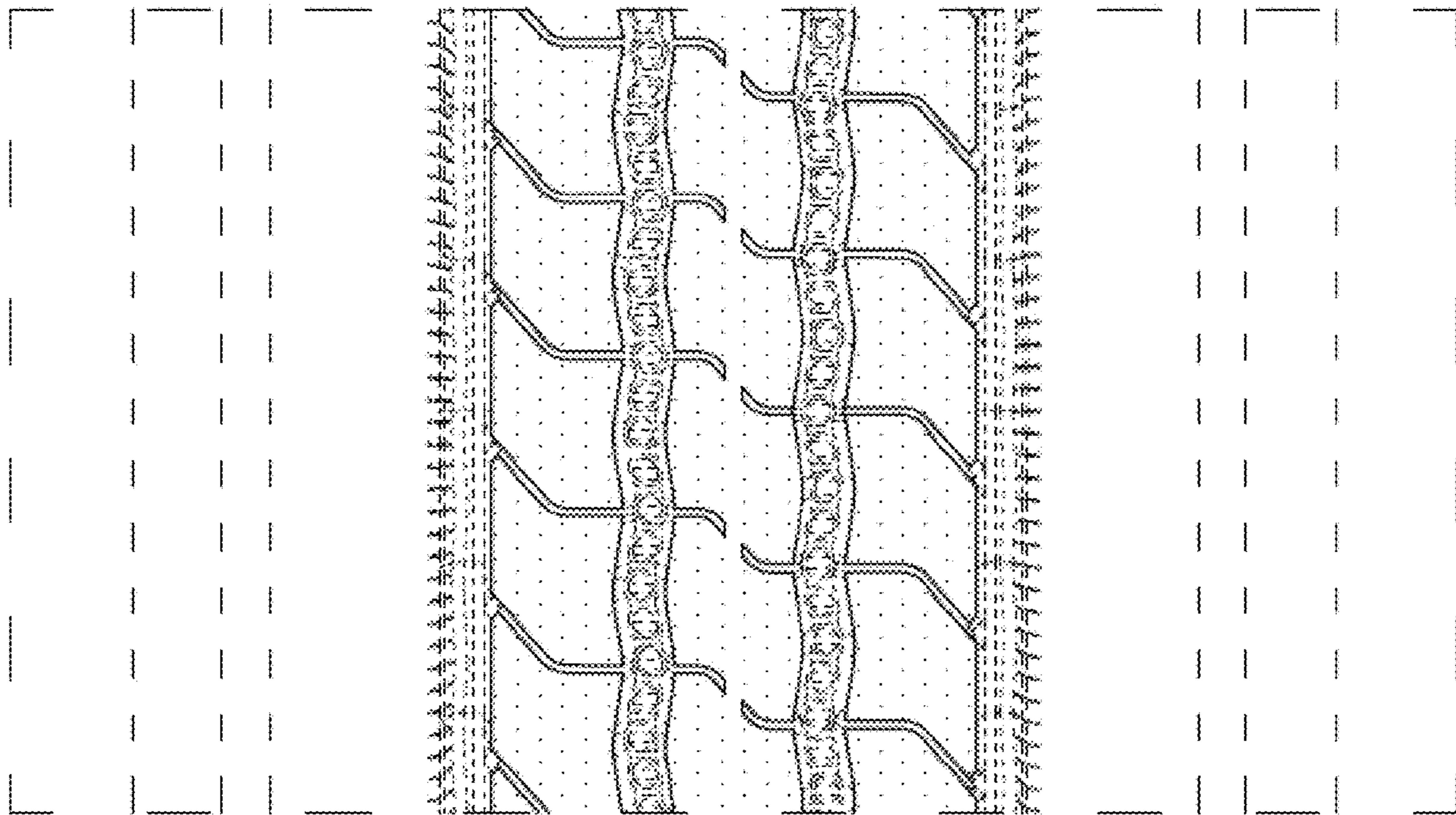


FIG. 5