



US00D880410S

(12) **United States Design Patent**
Yamaoka

(10) **Patent No.:** **US D880,410 S**

(45) **Date of Patent:** **** Apr. 7, 2020**

(54) **TIRE FOR AUTOMOBILE**

(71) Applicant: **SUMITOMO RUBBER INDUSTRIES, LTD.**, Kobe-shi, Hyogo (JP)

(72) Inventor: **Hiroshi Yamaoka**, Kobe (JP)

(73) Assignee: **SUMITOMO RUBBER INDUSTRIES, LTD.**, Kobe-Shi, Hyogo (JP)

(**) Term: **15 Years**

(21) Appl. No.: **29/648,827**

(22) Filed: **May 24, 2018**

(30) **Foreign Application Priority Data**

Jan. 9, 2018 (JP) 2018-000127

(51) **LOC (12) Cl.** **12-15**

(52) **U.S. Cl.**
USPC **D12/588**

(58) **Field of Classification Search**
USPC D12/586, 587, 588, 589, 590, 594, 595, D12/596, 597, 600, 601, 602, 603, 900
CPC B60C 11/032; B60C 11/0388
See application file for complete search history.

(56) **References Cited**

U.S. PATENT DOCUMENTS

D328,267 S * 7/1992 Constant D12/589
D368,687 S * 4/1996 Hayashi D12/590

D609,175 S * 2/2010 Feider D12/586
D646,626 S * 10/2011 Murata D12/586
D728,464 S * 5/2015 Kudo D12/589
D777,093 S * 1/2017 Tsukamoto D12/585
D779,416 S * 2/2017 Zhang D12/585
D780,676 S * 3/2017 Wang D12/589
D789,287 S * 6/2017 Zhang D12/501
D815,589 S * 4/2018 Petr D12/588
D823,236 S * 7/2018 Fisher D12/600
D849,675 S * 5/2019 Wang D12/590
D851,021 S * 6/2019 Wang D12/590

* cited by examiner

Primary Examiner — Robert M. Spear

(74) *Attorney, Agent, or Firm* — Birch, Stewart, Kolasch & Birch, LLP

(57) **CLAIM**

The ornamental design for a tire for automobile, as shown and described.

DESCRIPTION

FIG. 1 is a front perspective view of a tire for automobile showing my new design;
FIG. 2 is a front view thereof;
FIG. 3 is a left side view thereof;
FIG. 4 is a rear view thereof;
FIG. 5 is a right side view thereof;
FIG. 6 is a bottom view thereof;
FIG. 7 is a top view thereof;
FIG. 8 is a partial enlarged view of FIG. 2; and,
FIG. 9 is a further enlarged view of FIG. 2.

1 Claim, 9 Drawing Sheets







FIG. 1




FIG. 2

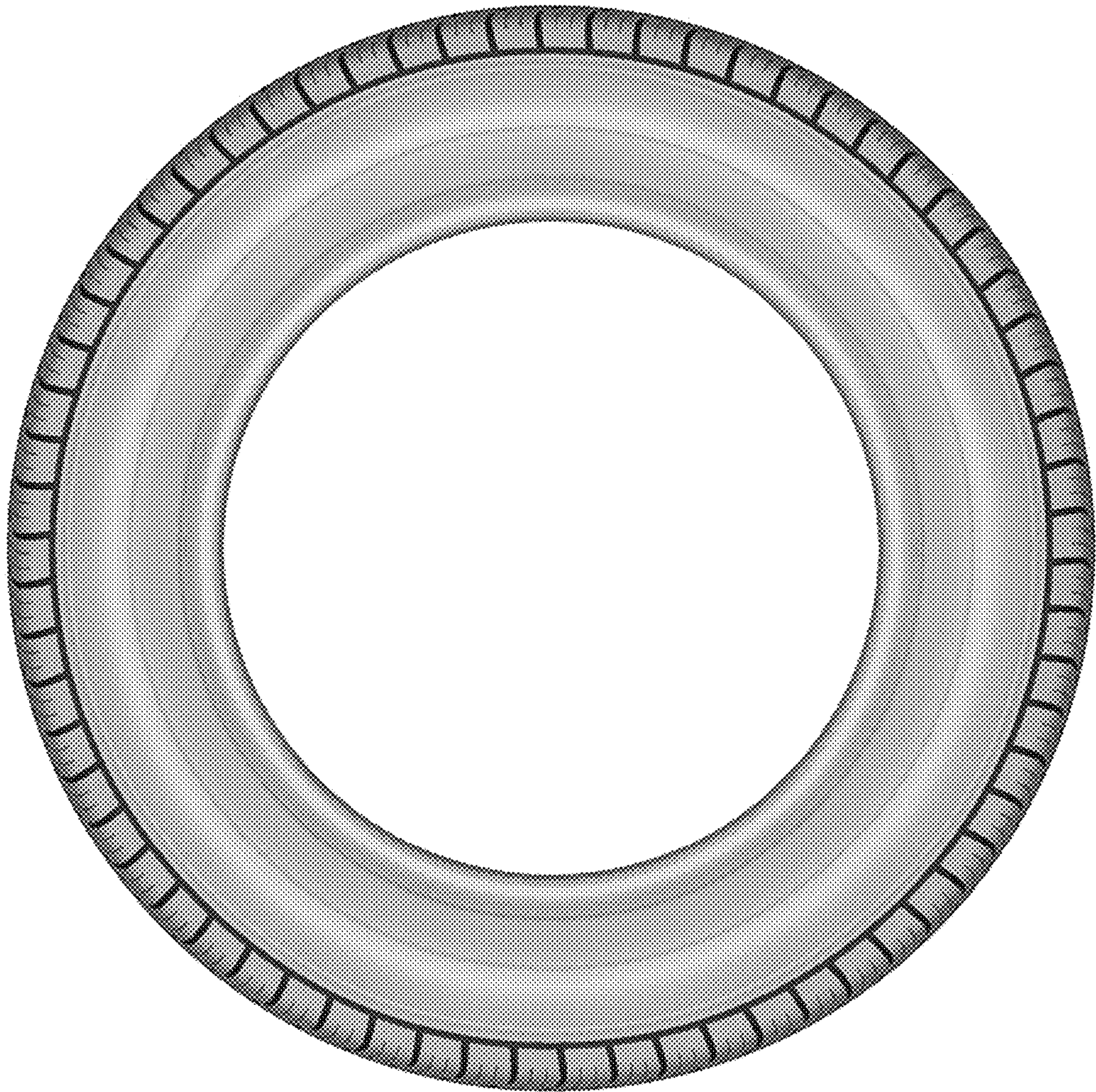


FIG. 3




FIG. 4

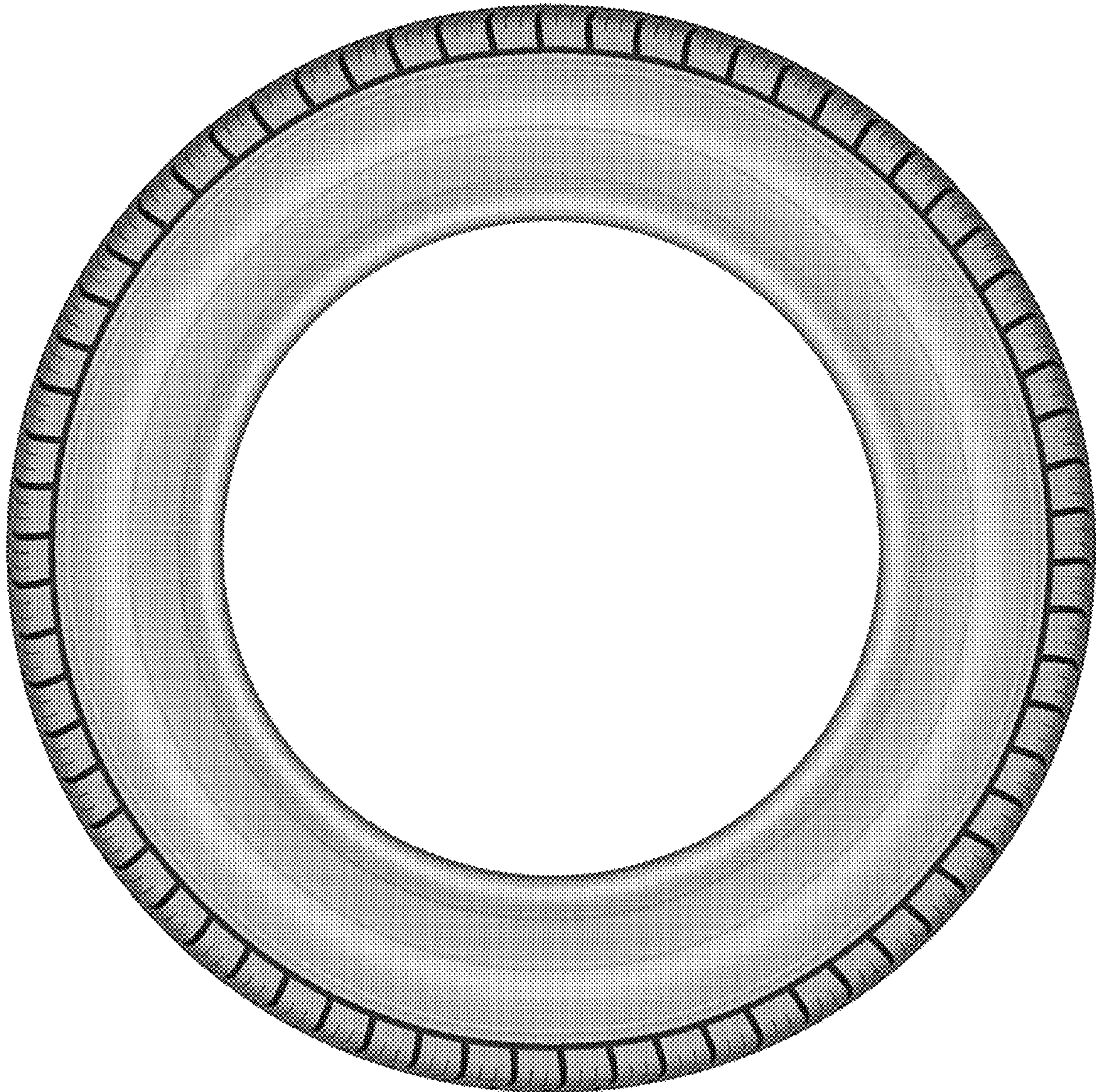


FIG. 5




FIG. 6




FIG. 7




FIG. 8




FIG. 9