



US00D880408S

(12) **United States Design Patent**
Davenport

(10) **Patent No.:** **US D880,408 S**

(45) **Date of Patent:** **** Apr. 7, 2020**

- (54) **TIRE TREAD**
- (71) Applicant: **COOPER TIRE & RUBBER COMPANY**, Findlay, OH (US)
- (72) Inventor: **Craig R. Davenport**, Findlay, OH (US)
- (73) Assignee: **COOPER TIRE & RUBBER COMPANY**, Findlay, OH (US)
- (**) Term: **15 Years**

D740,215 S *	10/2015	Wang	D12/588
D757,642 S *	5/2016	Kwak	D12/588
D764,392 S	8/2016	Fu et al.		
D770,367 S	11/2016	Schimmoeller, Jr.		
D781,781 S	3/2017	Schimmoeller, Jr.		
D789,286 S	6/2017	Han et al.		
D793,950 S	8/2017	Thieman		
D794,550 S	8/2017	Schimmoeller, Jr. et al.		
D795,173 S	8/2017	Hayashi		
D806,007 S	12/2017	Robbins		
9,884,519 B2 *	2/2018	Iwasaki	B60C 11/0306
D813,798 S *	3/2018	Wang	B60C 11/0306 D12/588

(Continued)

- (21) Appl. No.: **29/646,774**
- (22) Filed: **May 7, 2018**
- (51) **LOC (12) Cl.** **12-15**
- (52) **U.S. Cl.**
USPC **D12/588**
- (58) **Field of Classification Search**
USPC D12/586, 587, 588, 589, 590, 594, 595,
D12/600, 601, 900
CPC B60C 11/0388
See application file for complete search history.

Primary Examiner — Robert M. Spear
(74) *Attorney, Agent, or Firm* — Fay Sharpe LLP

(57) **CLAIM**

The ornamental design for a tire tread, as shown and described.

DESCRIPTION

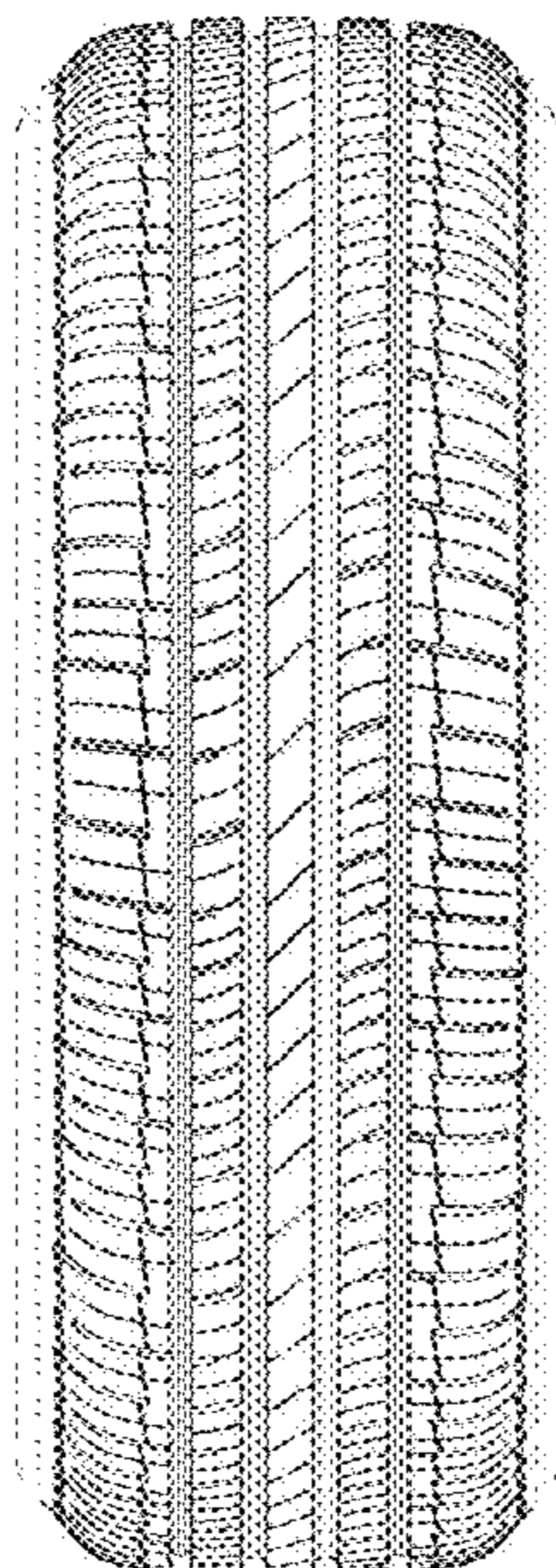
FIG. 1 is a perspective view of a tire tread of the present application taken generally from the front and a first side of the tire;
 FIG. 2 is a front view thereof;
 FIG. 3 is a side view (first side) thereof;
 FIG. 4 is an enlarged partial, perspective view taken generally from the front and the first side thereof;
 FIG. 5 is an enlarged, partial front view thereof; and,
 FIG. 6 is an enlarged, partial side view (first side) thereof.
 The outermost broken line on each of the tire sidewalls depicts the boundary of the claim. The broken lines depict subject matter that forms no part of the claimed tire tread design, and are included for the purpose of illustrating the full tire. The tread pattern is understood to repeat uniformly throughout the circumference of the tire. The tread design is symmetrical and the views of the second side are the same as the views of the first side.

(56) **References Cited**

U.S. PATENT DOCUMENTS

D427,551 S *	7/2000	Weber	D12/588
D429,189 S	8/2000	Boznar et al.		
D454,834 S	3/2002	Saito et al.		
D458,897 S *	6/2002	Weber	D12/588
D499,693 S	12/2004	Williams		
D560,599 S	1/2008	Dixon et al.		
D586,733 S	2/2009	Shinohara		
D596,112 S	7/2009	Kawakami et al.		
D596,114 S	7/2009	Kawakami et al.		
D642,975 S	8/2011	Givens et al.		
D701,487 S	3/2014	Ebel et al.		
D727,250 S	4/2015	Ebel et al.		
D736,144 S	8/2015	Ebel et al.		
D736,697 S	8/2015	Leocadio et al.		
D737,753 S *	9/2015	Wang	D12/590

1 Claim, 6 Drawing Sheets



(56)

References Cited

U.S. PATENT DOCUMENTS

D815,589 S * 4/2018 Petr D12/588

* cited by examiner

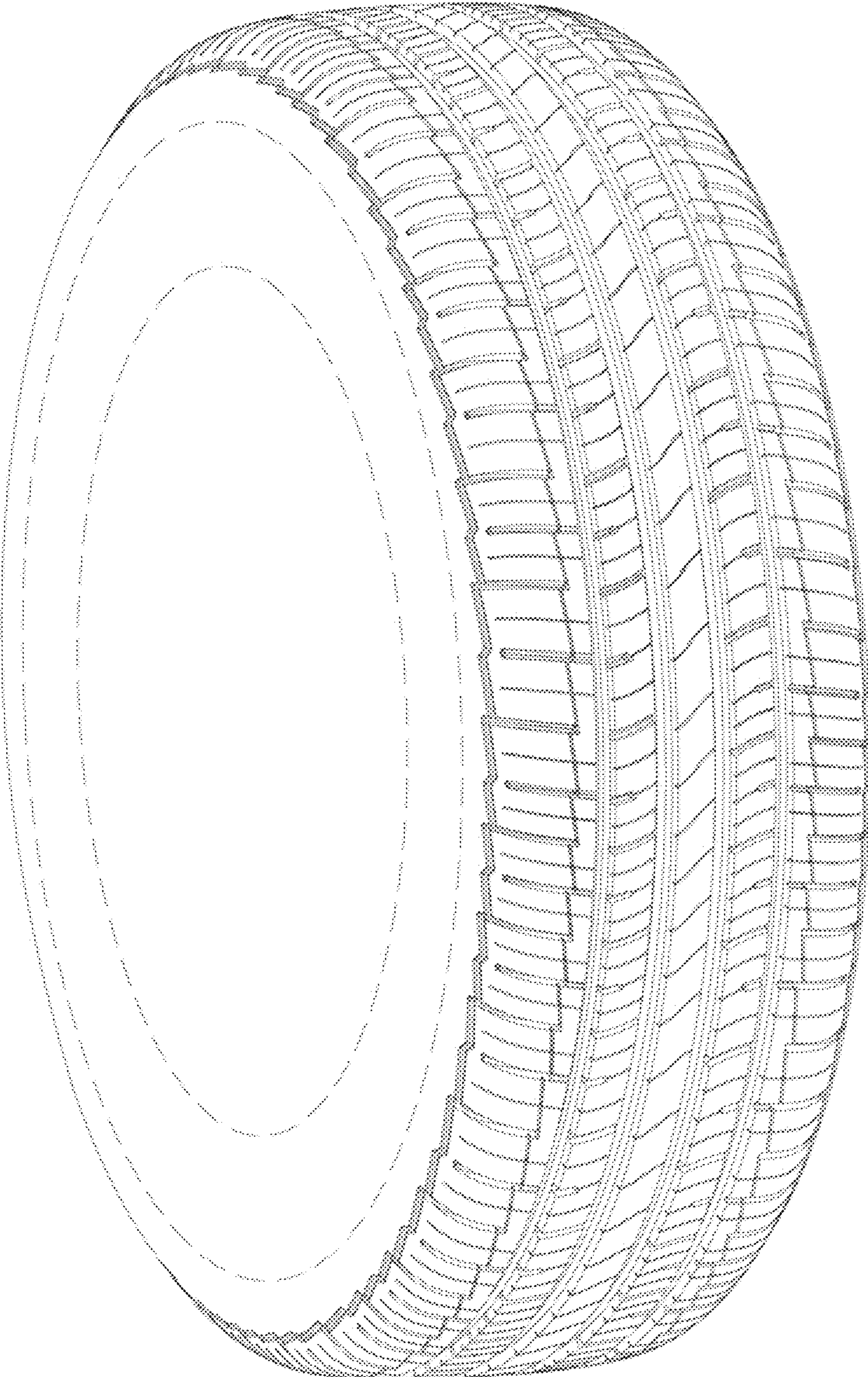


FIG. 1

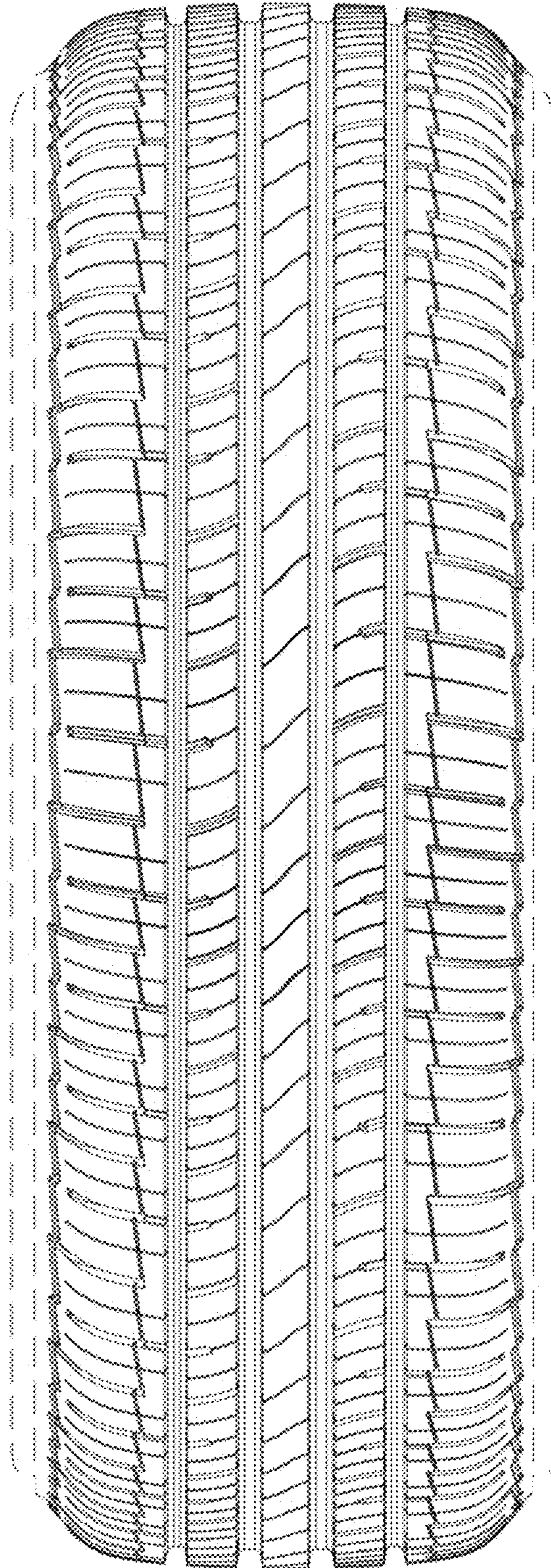


FIG. 2

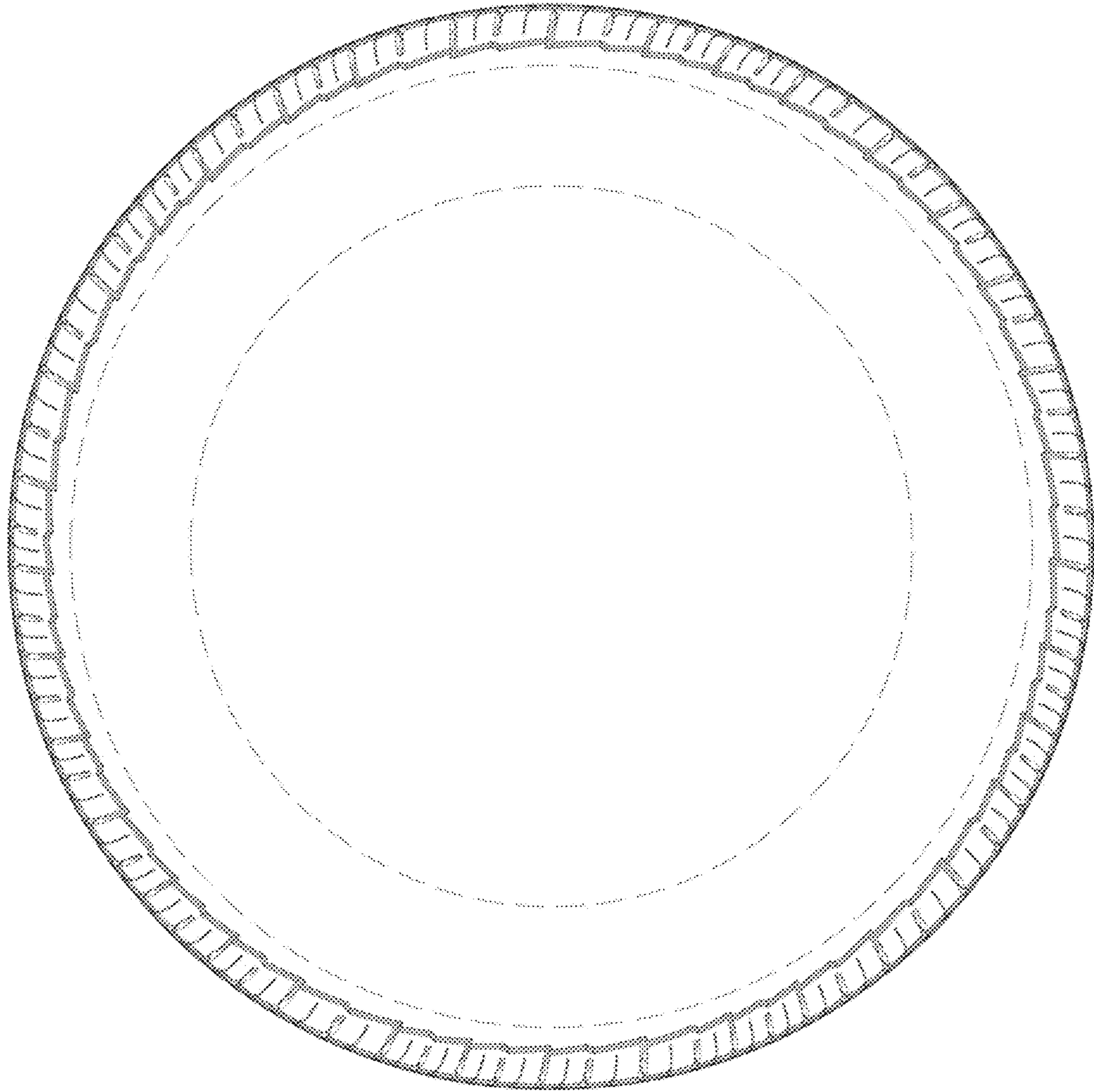


FIG. 3

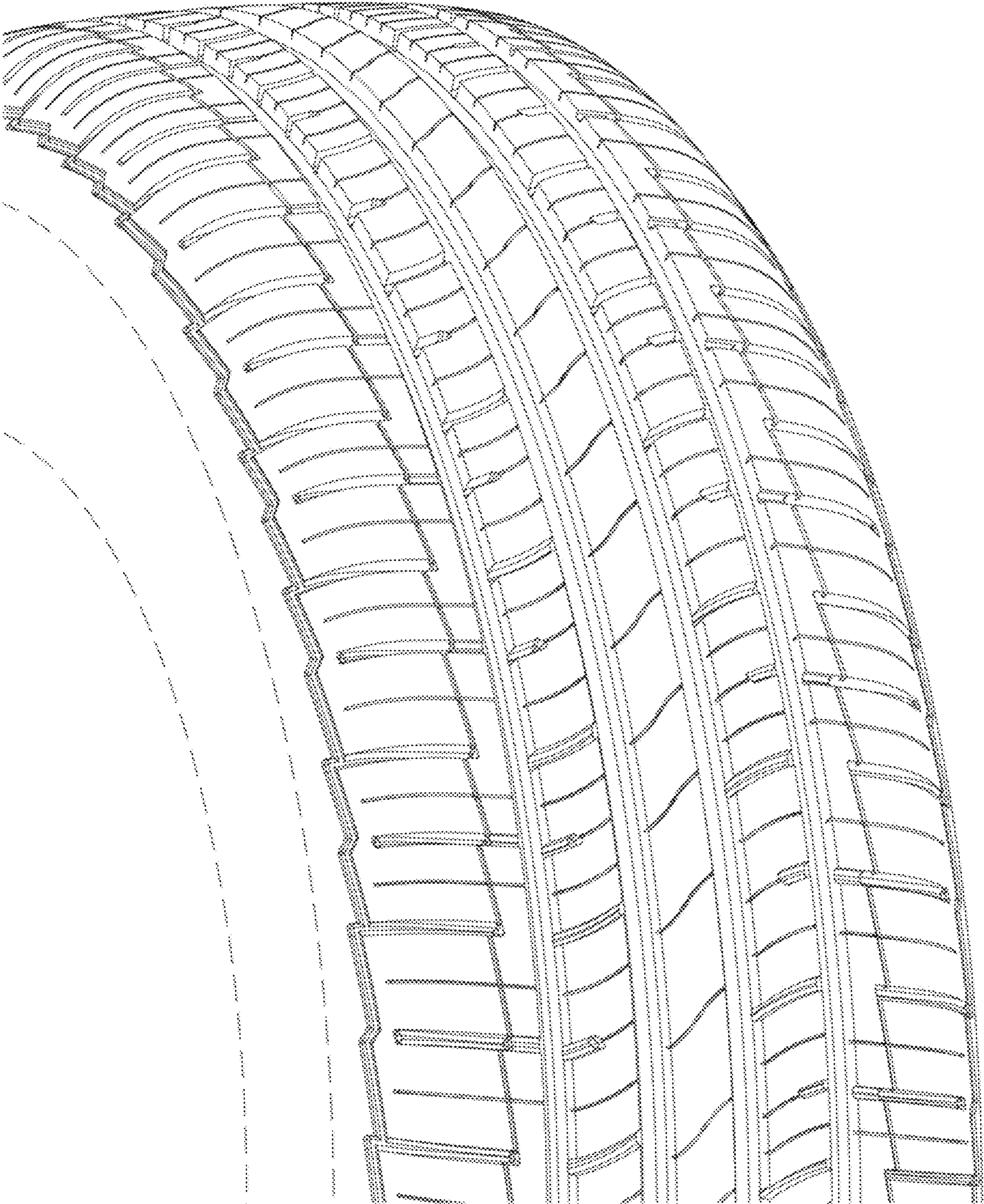


FIG. 4

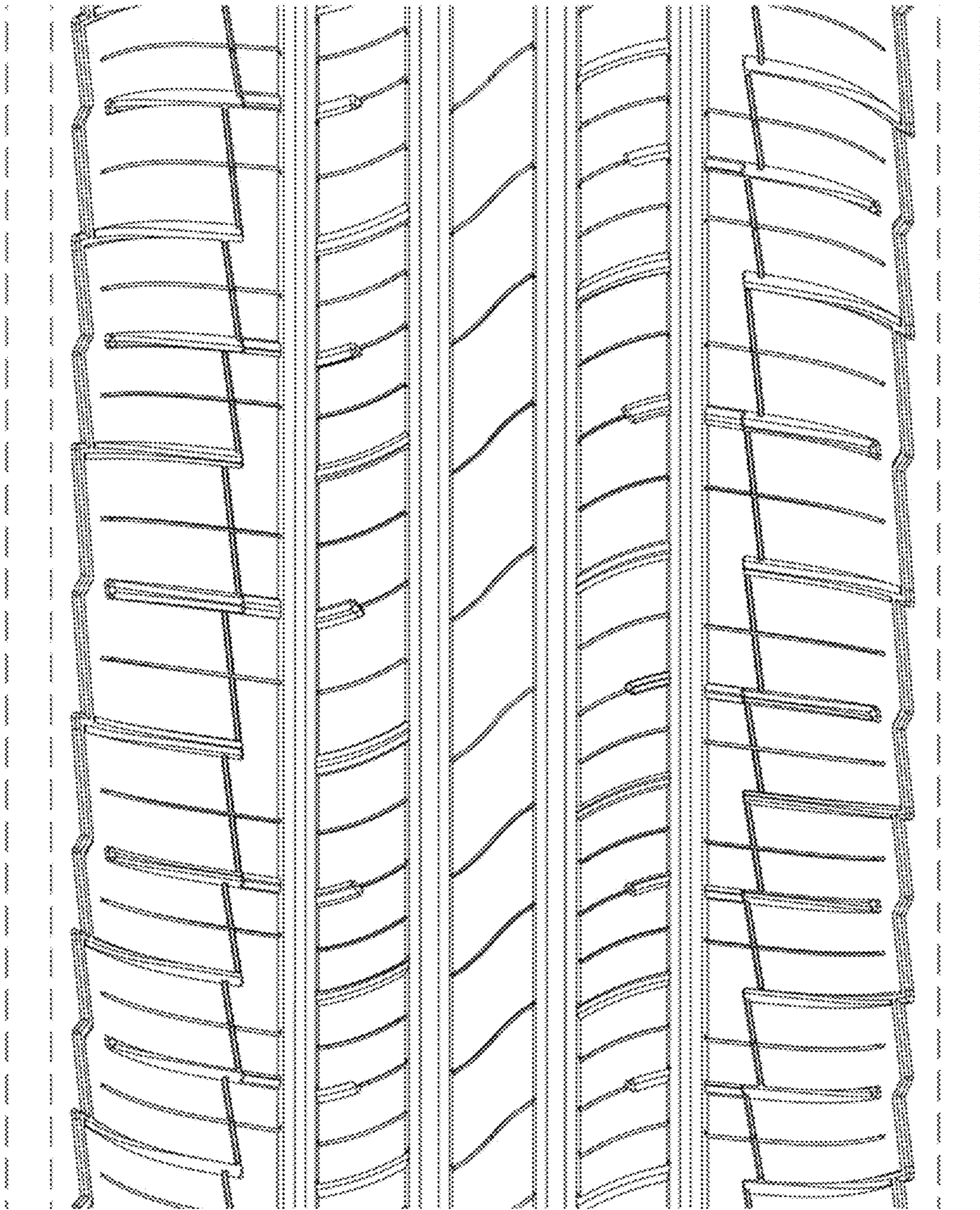


FIG. 5

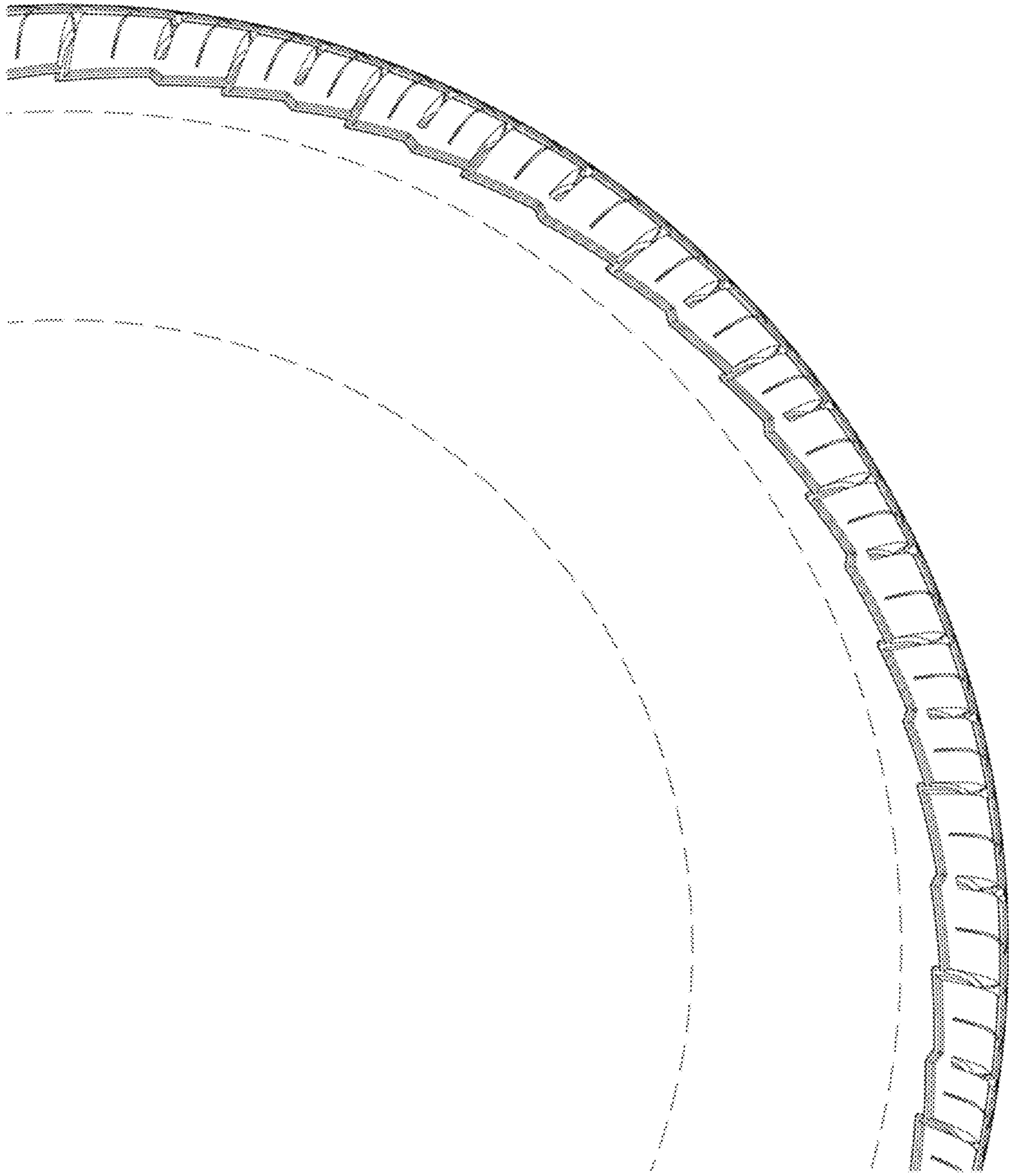


FIG. 6