



US00D880395S

(12) **United States Design Patent**
Valencia Pollex

(10) **Patent No.:** **US D880,395 S**

(45) **Date of Patent:** **** Apr. 7, 2020**

(54) **VEHICLE WHEEL RIM**

(71) Applicant: **AUDI AG**, Ingolstadt (DE)

(72) Inventor: **Andreas Valencia Pollex**, Ingolstadt (DE)

(73) Assignee: **AUDI AG**, Ingolstadt (DE)

(**) Term: **15 Years**

(21) Appl. No.: **29/669,616**

(22) Filed: **Nov. 9, 2018**

(30) **Foreign Application Priority Data**

May 25, 2018 (EM) 005282084

(51) **LOC (12) Cl.** **12-16**

(52) **U.S. Cl.**
USPC **D12/209**

(58) **Field of Classification Search**
USPC D12/204–213
CPC B60B 7/00; B60B 7/02; B60B 7/04; B60B 7/01; B60B 7/06; B60B 3/02; B60B 3/04; B60B 3/06; B60B 3/10; B60B 1/00; B60B 1/08; B60B 1/10; B60B 1/12
See application file for complete search history.

(56) **References Cited**

U.S. PATENT DOCUMENTS

D626,905 S	*	11/2010	Camacho	D12/209
D671,877 S	*	12/2012	Roura	D12/209
D682,176 S	*	5/2013	Badstuebner	D12/209
D685,710 S	*	7/2013	Hanaoka	D12/204
D695,191 S	*	12/2013	Kogawa	D12/209

D723,989 S	*	3/2015	Morikawa	D12/209
D740,197 S	*	10/2015	Valencia Pollex	D12/209
D751,016 S	*	3/2016	Valencia Pollex	D12/209
D752,499 S	*	3/2016	Sze	D12/211
D755,694 S	*	5/2016	Valencia Pollex	D12/209
D768,553 S	*	10/2016	Ishii	D12/209
D769,164 S	*	10/2016	Valencia Pollex	D12/209
D783,491 S	*	4/2017	Valencia Pollex	D12/209
D790,426 S	*	6/2017	Valencia Pollex	D12/209
D795,778 S	*	8/2017	Valencia Pollex	D12/211
D796,408 S	*	9/2017	Valencia Pollex	D12/209
D835,561 S	*	12/2018	Hayashi	D12/209
D838,651 S	*	1/2019	Kato	D12/209
D838,652 S	*	1/2019	Kato	D12/209
D846,477 S	*	4/2019	Bucher	D12/209
D847,719 S	*	5/2019	Rosello Visa	D12/209
D848,336 S	*	5/2019	Holly	D12/209
D848,338 S	*	5/2019	Tovey	D12/209
D852,705 S	*	7/2019	Smith	D12/209
D853,304 S	*	7/2019	Pollex	D12/209
D859,266 S	*	9/2019	Valencia Pollex	D12/209
D860,910 S	*	9/2019	Daniel	D12/209
D862,352 S	*	10/2019	Bjerke	D12/209

* cited by examiner

Primary Examiner — Stacia A Cadmus
(74) *Attorney, Agent, or Firm* — Lucas & Mercanti, LLP; Klaus P. Stoffel



(57) **CLAIM**

The ornamental design for a vehicle wheel rim, as shown and described.

DESCRIPTION

FIG. 1 is a front view of the vehicle wheel rim of the present invention; and,
FIG. 2 is a front, side perspective view thereof.

1 Claim, 2 Drawing Sheets






Fig. 1




Fig. 2