



US00D880390S

(12) **United States Design Patent**
Hahn

(10) **Patent No.:** **US D880,390 S**
(45) **Date of Patent:** **** Apr. 7, 2020**

(54) **VEHICLE WHEEL, TOY VEHICLE WHEEL,
AND/OR REPLICAS THEREOF**

(71) Applicant: **Bayerische Motoren Werke
Aktiengesellschaft, Munich (DE)**

(72) Inventor: **Daniel Hahn, Malibu, CA (US)**

(73) Assignee: **Bayerische Motoren Werke
Aktiengesellschaft, Munich (DE)**

(**) Term: **15 Years**

(21) Appl. No.: **29/641,405**

(22) Filed: **Mar. 22, 2018**

(30) **Foreign Application Priority Data**

Sep. 25, 2017 (DE) 40 2017 101 070

(51) **LOC (12) Cl.** **12-16**

(52) **U.S. Cl.**
USPC **D12/209; D21/563**

(58) **Field of Classification Search**
USPC D12/204–213; D21/533, 561, 563
CPC B60B 7/00; B60B 7/02; B60B 7/04; B60B
7/06; B60B 3/02; B60B 3/04; B60B 3/06;
B60B 3/10; B60B 1/00; B60B 1/08;
B60B 1/10; B60B 1/12

See application file for complete search history.

(56) **References Cited**

U.S. PATENT DOCUMENTS

D380,432 S 7/1997 Hettler
D449,812 S * 10/2001 Penzes D12/211
D538,216 S 3/2007 Sycha
D567,167 S 4/2008 Forster
D582,331 S 12/2008 Blasi
D598,834 S * 8/2009 Juergens D12/209

D620,862 S * 8/2010 Pollmann D12/209
D626,052 S 10/2010 Majdandzic
D663,668 S 7/2012 Pollmann
D671,477 S * 11/2012 Juergens D12/209
D673,095 S * 12/2012 Behmer D12/209
D697,004 S * 1/2014 Pollmann D12/209
D739,326 S 9/2015 Juergens et al.
D746,751 S * 1/2016 Wheel D12/209
D748,552 S * 2/2016 Wagener D12/209
D793,937 S * 8/2017 Buck D12/209
D794,526 S * 8/2017 Patel D12/209
D805,988 S * 12/2017 Buck D12/209
D808,323 S * 1/2018 Buck D12/209
D822,572 S * 7/2018 Smith D12/209

(Continued)

FOREIGN PATENT DOCUMENTS

EM 000255609-0004 2/2005
EM 000577945-0002 9/2006

(Continued)

Primary Examiner — Sheryl Lane

Assistant Examiner — Calvin E Vansant

(74) *Attorney, Agent, or Firm* — Crowell & Moring LLP



(57) **CLAIM**

The ornamental design for a vehicle wheel, toy vehicle wheel, and/or replicas thereof, as shown and described.

DESCRIPTION

FIG. 1 is a perspective view of a vehicle wheel, toy vehicle wheel, and/or replicas thereof according to the design; FIG. 2 is an additional perspective view thereof; FIG. 3 is an additional perspective view thereof; FIG. 4 is a front view thereof; FIG. 5 is a rear view thereof; and, FIG. 6 is a side view thereof. FIG. 5 is shown in low-contrast rendering to depict environmental subject matter and forms no part of the claim.

1 Claim, 6 Drawing Sheets



(56)

References Cited

U.S. PATENT DOCUMENTS

D829,631 S	*	10/2018	Gallert	D12/209
D833,948 S	*	11/2018	Buck	D12/209
D834,486 S	*	11/2018	Patel	D12/209
D836,055 S	*	12/2018	Buck	D12/209
D840,894 S	*	2/2019	Chenault, III	B60B 3/041
				D12/209
D842,203 S	*	3/2019	Podlovits	D12/209
D848,340 S	*	5/2019	Kraljevic	D12/209

FOREIGN PATENT DOCUMENTS

EM	000735758-0006	7/2007
EM	000825609-0004	11/2009
EM	001684507-0001	10/2010
EM	001684507-0004	10/2010
EM	001744640-0003	11/2011
EM	002205740-0001	3/2015
EM	003176098-0005	6/2016
WO	WO DM/030470	8/1994

* cited by examiner



Fig. 1



Fig. 2



Fig. 3



Fig. 4




Fig. 5




Fig. 6