



US00D880362S

(12) **United States Design Patent**
Hayashi et al.

(10) **Patent No.:** **US D880,362 S**
(45) **Date of Patent:** **** Apr. 7, 2020**

(54) **MOTOR VEHICLE AND/OR TOY REPLICA THEREOF**

(71) Applicants: **Hideki Hayashi**, Toyota (JP);
Masayuki Sugiura, Nagoya (JP)

(72) Inventors: **Hideki Hayashi**, Toyota (JP);
Masayuki Sugiura, Nagoya (JP)

(73) Assignee: **TOYOTA JIDOSHA KABUSHIKI KAISHA** (JP)

(**) Term: **15 Years**

(21) Appl. No.: **29/673,986**

(22) Filed: **Dec. 19, 2018**

(30) **Foreign Application Priority Data**

Jun. 21, 2018 (JP) 2018-013631

(51) **LOC (12) Cl.** **12-08**

(52) **U.S. Cl.**
USPC **D12/92**

(58) **Field of Classification Search**
USPC D12/86, 90-92, 88; D21/424, 433, 434,
D21/533; 296/181.1-181.5, 183.1
CPC B62D 25/00; B62D 25/06; B62D 33/00;
B62D 35/00
See application file for complete search history.

(56) **References Cited**

U.S. PATENT DOCUMENTS

D743,845 S * 11/2015 Hirai D12/92
D761,696 S * 7/2016 Kamiura D12/92

D762,144 S * 7/2016 Nagafuchi D12/92
D781,183 S * 3/2017 Suga D12/92
D806,609 S * 1/2018 Lee D12/92
D820,731 S * 6/2018 Suga D12/92
D820,738 S * 6/2018 Suga D12/164
D830,234 S * 10/2018 Hirai D12/92
D840,875 S * 2/2019 Lee D12/92

OTHER PUBLICATIONS

Netcarshow, Toyota Lexus RC F (2015), <https://www.netcarshow.com/lexus/2015-rc_f/>, available as early as Dec. 6, 2017.
Netcarshow, Toyota Lexus RC F Sport (2015), <https://www.netcarshow.com/lexus/2015-rc_f_sport/>, available as early as Dec. 6, 2017.

* cited by examiner

Primary Examiner — Melody N Brown

(74) *Attorney, Agent, or Firm* — Saidman DesignLaw Group, LLC


(57) **CLAIM**

The ornamental design for a motor vehicle and/or toy replica, as shown and described.

DESCRIPTION

FIG. 1 is a left, front perspective view of a motor vehicle and/or toy replica showing our new design;
FIG. 2 is a left, rear perspective view thereof;
FIG. 3 is a right, front perspective view thereof;
FIG. 4 is a right, rear perspective view thereof;
FIG. 5 is a front view thereof;
FIG. 6 is a rear view thereof;
FIG. 7 is a left side view thereof;
FIG. 8 is a right side view thereof; and,
FIG. 9 is a top view thereof.

1 Claim, 9 Drawing Sheets






FIG. 1




FIG. 2




FIG. 3




FIG. 4




FIG. 5




FIG. 6

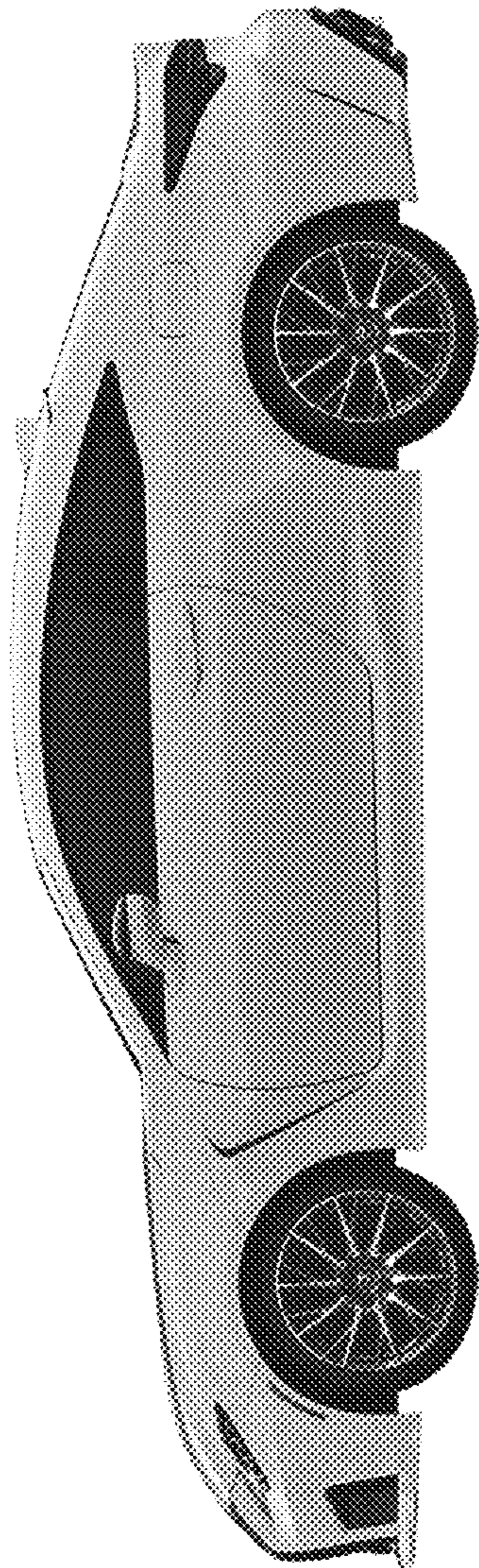


FIG. 7




FIG. 8




FIG. 9