



US00D880342S

(12) **United States Design Patent**
Green

(10) **Patent No.:** **US D880,342 S**

(45) **Date of Patent:** **** Apr. 7, 2020**

- (54) **PENDANT WITH HEART SHAPED STONE**
- (71) Applicant: **Margo Green**, Newark, NJ (US)
- (72) Inventor: **Margo Green**, Newark, NJ (US)
- (**) Term: **15 Years**
- (21) Appl. No.: **29/611,097**
- (22) Filed: **Jul. 18, 2017**
- (51) **LOC (12) Cl.** **11-01**
- (52) **U.S. Cl.**
USPC **D11/83; D11/56; D11/103**
- (58) **Field of Classification Search**
USPC D11/1-7, 16, 40-45, 47-50, 52-54,
D11/56-58, 61, 63, 75-86, 103;
D3/207-211
CPC .. A44C 1/00; A44C 5/00; A44C 5/007; A44C
5/02; A44C 7/00; A44C 7/001; A44C
7/002; A44C 7/003; A44C 7/004; A44C
7/005; A44C 7/006; A44C 7/007; A44C
7/008; A44C 7/009; A44C 15/00; A44C
17/00; A44C 17/002; A44C 17/005; A44C
17/02; A44C 17/0208; A44C 17/0215;
A44C 17/0225; A44C 17/0233; A44C
17/0241; A44C 17/0258; A44C 25/00;
A44C 25/001; A44C 25/002; A44C
25/007
See application file for complete search history.

D236,644 S *	9/1975	Stowe	D11/83
D250,699 S *	1/1979	Barr	D11/103
D263,813 S *	4/1982	Buschmann	D11/56
5,138,779 A *	8/1992	Earnest	A44B 1/04 40/1.6
D359,705 S *	6/1995	Ball	D11/40
D418,080 S *	12/1999	Oak	D11/40
D467,832 S *	12/2002	Pinto	D11/103
D518,750 S *	4/2006	Lawlor	D11/103
D542,165 S *	5/2007	Ayr-Popowski	D10/106.1
D628,934 S *	12/2010	Fernandez Rives	D11/56
D690,617 S *	10/2013	Lawlor	D11/103
D712,304 S *	9/2014	Hatfield	D11/95
D715,176 S *	10/2014	Schifter	D11/79
D726,060 S *	4/2015	Wood	D11/79
D726,061 S *	4/2015	Wood	D11/54
D777,012 S *	1/2017	Johnson	D8/351

* cited by examiner

Primary Examiner — Michael A. Pratt
Assistant Examiner — Wendy L Arminio
(74) *Attorney, Agent, or Firm* — Vincent G. LoTempio;
Kloss, Stenger & LoTempio; David T. Stephenson

(57) **CLAIM**

The ornamental design for a pendant with heart shaped stone, as shown and described.

DESCRIPTION

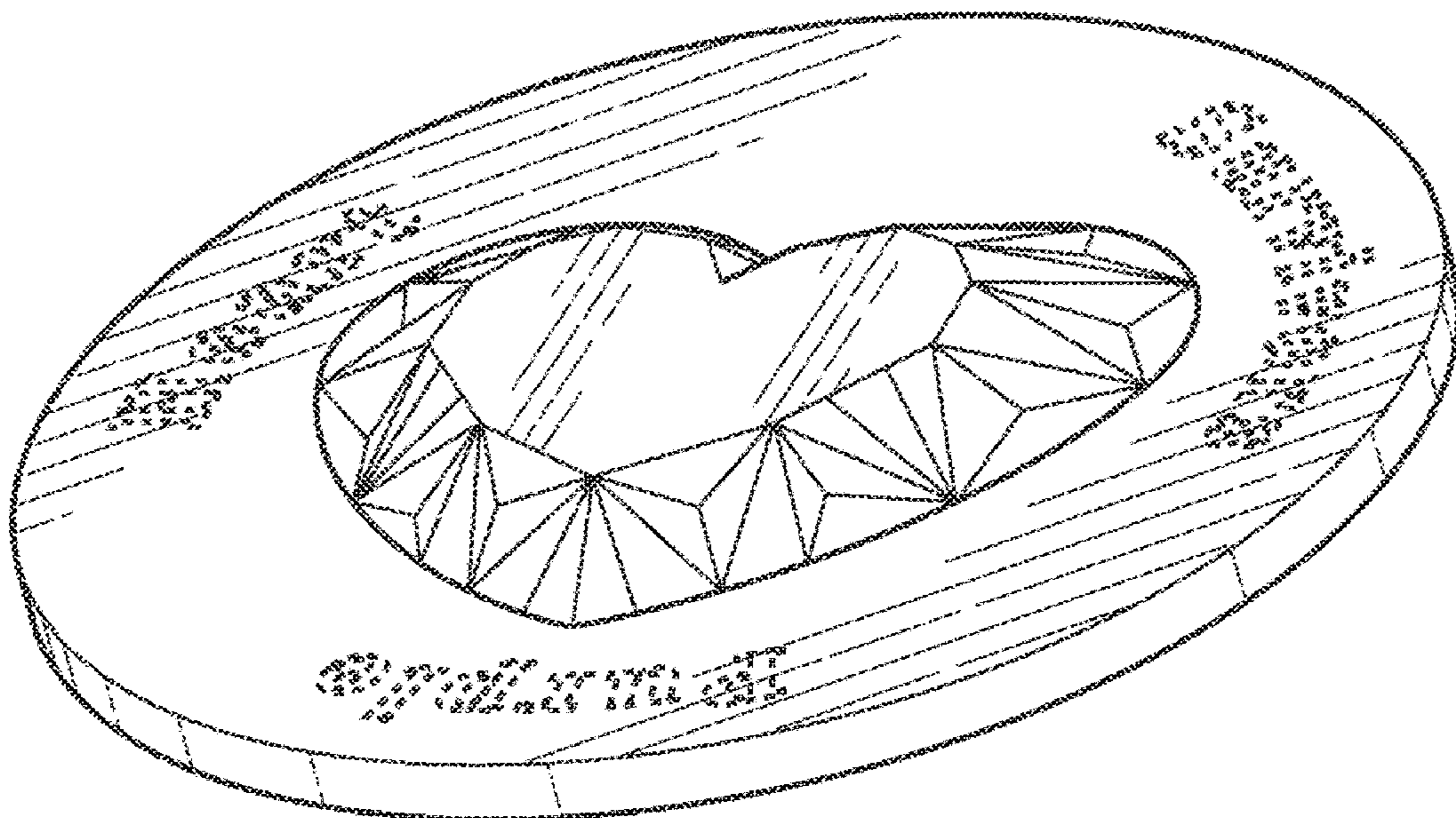
FIG. 1 is a perspective view of the pendant with heart shaped stone showing my new design;
FIG. 2 is a front elevation view thereof;
FIG. 3 is a rear elevation view thereof;
FIG. 4 is a left elevation view thereof;
FIG. 5 is a right elevation view thereof;
FIG. 6 is a top plan view thereof; and,
FIG. 7 is a bottom plan view thereof.
Broken lines are included for depicting environmental subject matter and form no part of the claimed design.

1 Claim, 4 Drawing Sheets

(56) **References Cited**

U.S. PATENT DOCUMENTS

D91,144 S *	12/1933	O'Shaughnessy	D11/103
2,450,620 A *	10/1948	Speicher	A44C 17/006 29/10
2,451,913 A *	10/1948	Brice	A44C 1/00 40/1.5
D186,543 S *	11/1959	Chaikin	D11/83



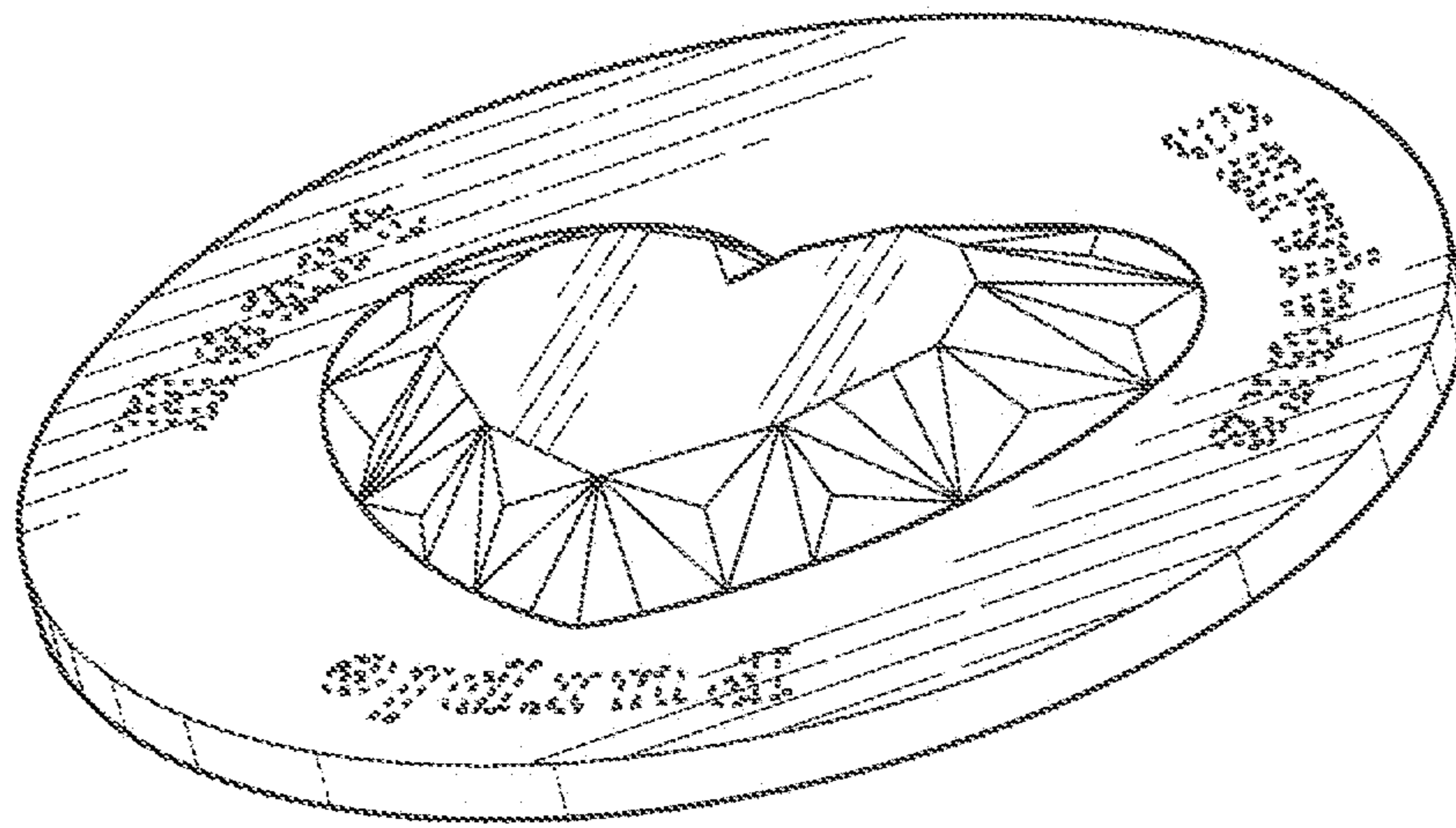


FIG. 1

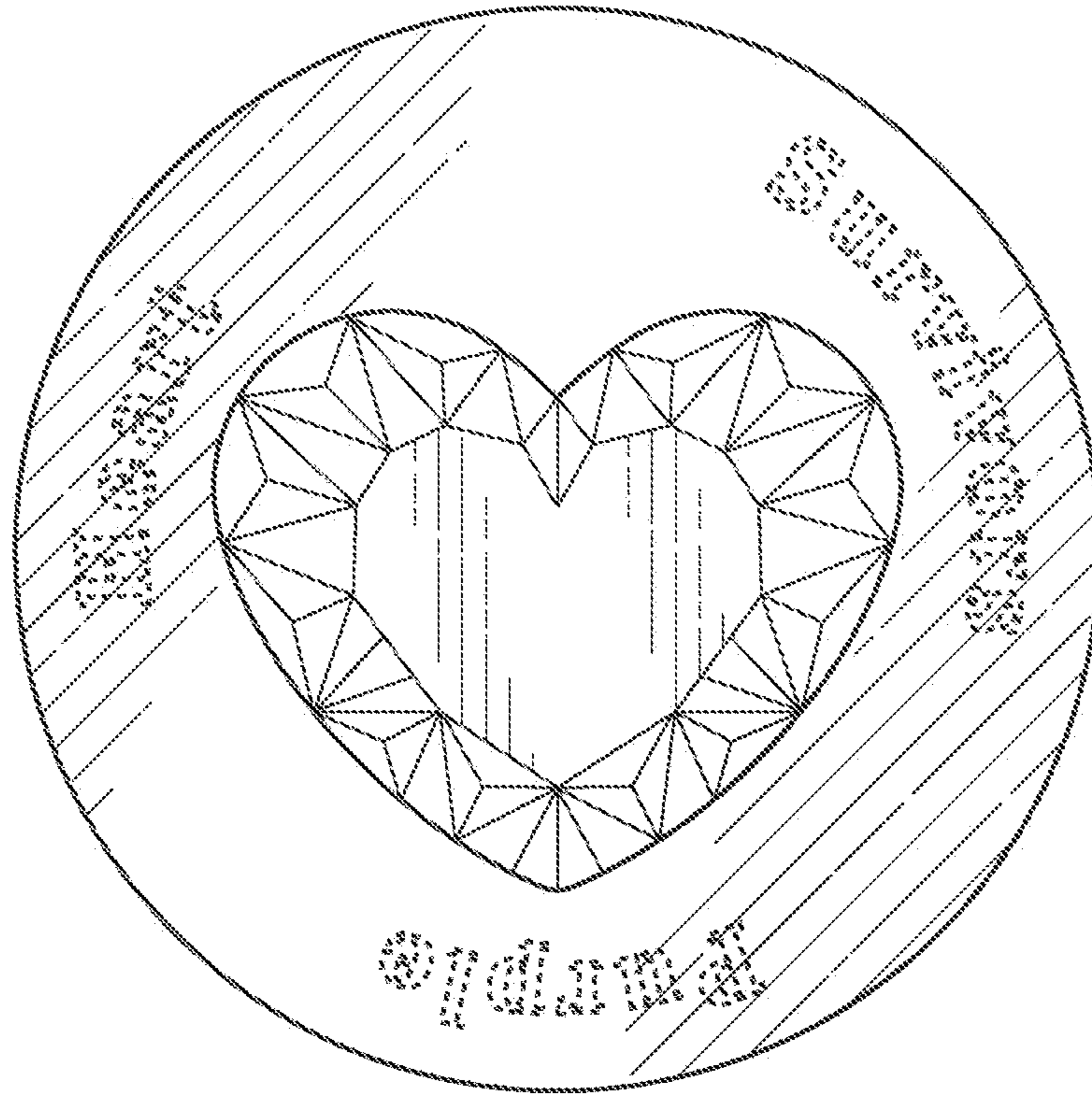


FIG. 2

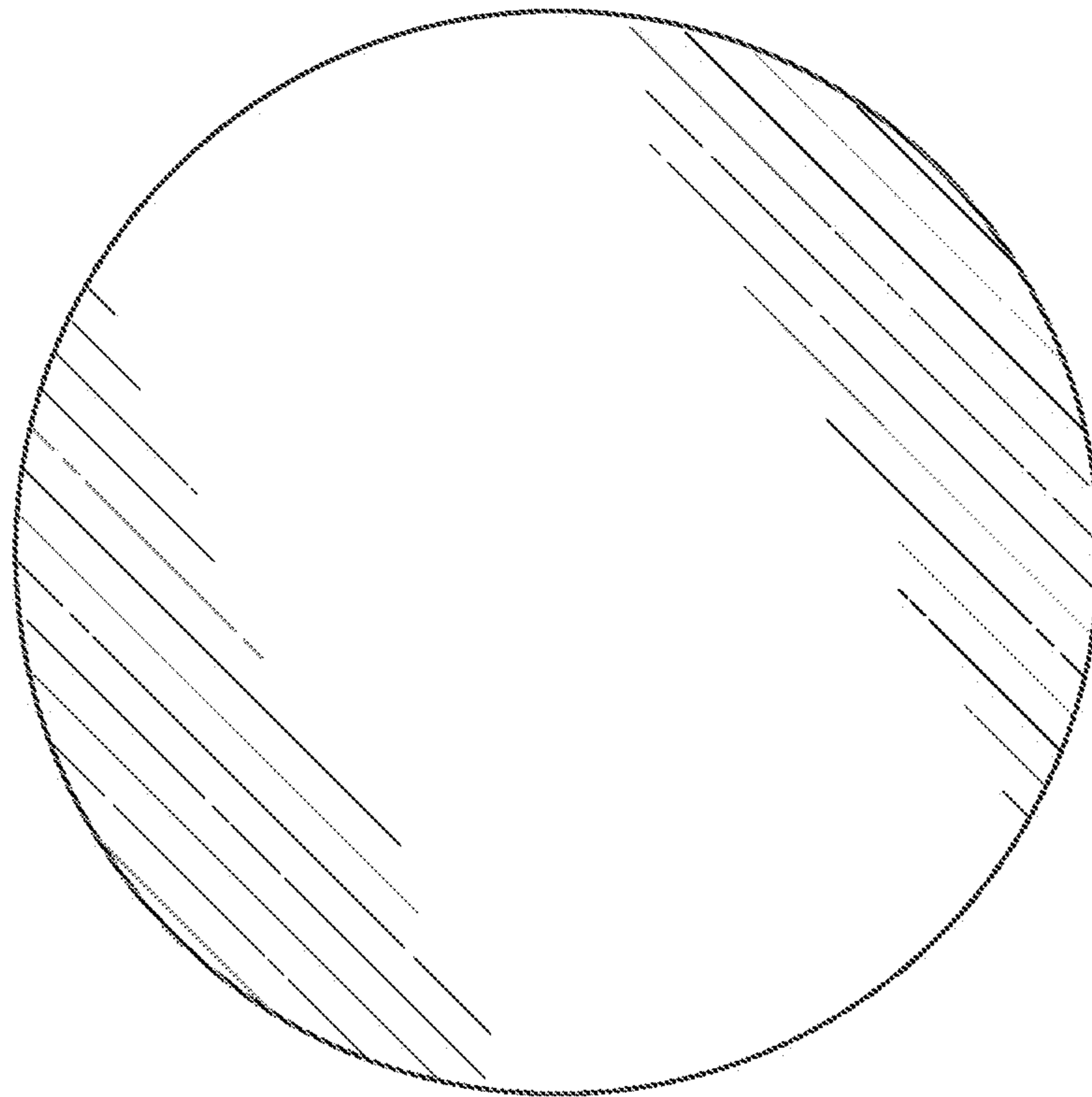


FIG. 3



FIG. 4

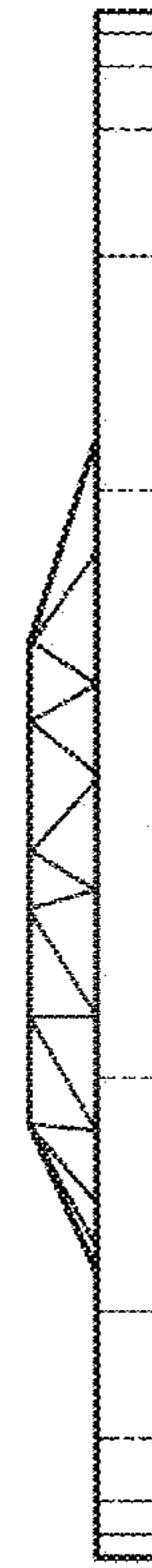


FIG. 5

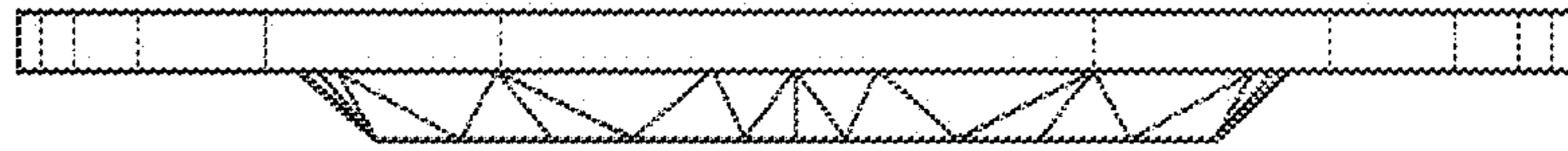


FIG. 6



FIG. 7