



US00D880337S

(12) **United States Design Patent** (10) **Patent No.:** **US D880,337 S**  
**Yates** (45) **Date of Patent:** **\*\* Apr. 7, 2020**

(54) **WRIST BAND**  
(71) Applicant: **Earl Yates**, Newton, NC (US)  
(72) Inventor: **Earl Yates**, Newton, NC (US)  
(\*\*) Term: **15 Years**  
(21) Appl. No.: **29/605,021**  
(22) Filed: **May 23, 2017**  
(51) **LOC (12) Cl.** ..... **11-01**  
(52) **U.S. Cl.**  
USPC ..... **D11/3**  
(58) **Field of Classification Search**  
USPC ..... D11/1-7, 16, 40-45, 47-50, 52-54,  
D11/56-58, 61, 63, 75-86, 12, 200, 206,  
D11/215; D3/207-211; D20/22, 27, 28;  
D2/610, 894  
CPC ..... A44C 1/00; A44C 5/00; A44C 5/0007;  
A44C 5/02; A44C 7/00; A44C 7/002;  
A44C 7/003; A44C 7/004; A44C 7/005;  
A44C 7/006; A44C 7/007; A44C 7/008;  
A44C 7/009; A44C 15/00; A44C 25/00;  
A44C 25/001; A44C 25/002; A44C  
25/007  
See application file for complete search history.

4,142,310 A \* 3/1979 Groselak ..... A45C 13/42  
D20/27  
D365,437 S 12/1995 Schaper et al.  
5,653,472 A \* 8/1997 Huddleston ..... G09F 3/005  
283/75  
D404,677 S \* 1/1999 Johnson ..... D11/5  
6,405,381 B1 6/2002 Bowman, Jr.  
D469,032 S \* 1/2003 Francis ..... D11/86  
D505,064 S \* 5/2005 Kampfner ..... D20/22  
7,320,194 B2 \* 1/2008 Ali ..... G09F 3/005  
40/633  
7,763,344 B2 \* 7/2010 Riley ..... G09F 3/005  
283/75  
7,828,333 B1 \* 11/2010 Valenti, Jr. .... G09F 3/005  
283/101  
D642,219 S \* 7/2011 Brown ..... D20/23  
8,066,306 B1 \* 11/2011 Valenti, Jr. .... G09F 3/005  
283/75  
8,074,389 B2 \* 12/2011 Greer ..... G09F 3/005  
283/75  
8,220,191 B2 \* 7/2012 Waltersdorf ..... G09F 3/005  
40/633

(Continued)

*Primary Examiner* — Michael A. Pratt  
*Assistant Examiner* — Wendy L Arminio

(57) **CLAIM**

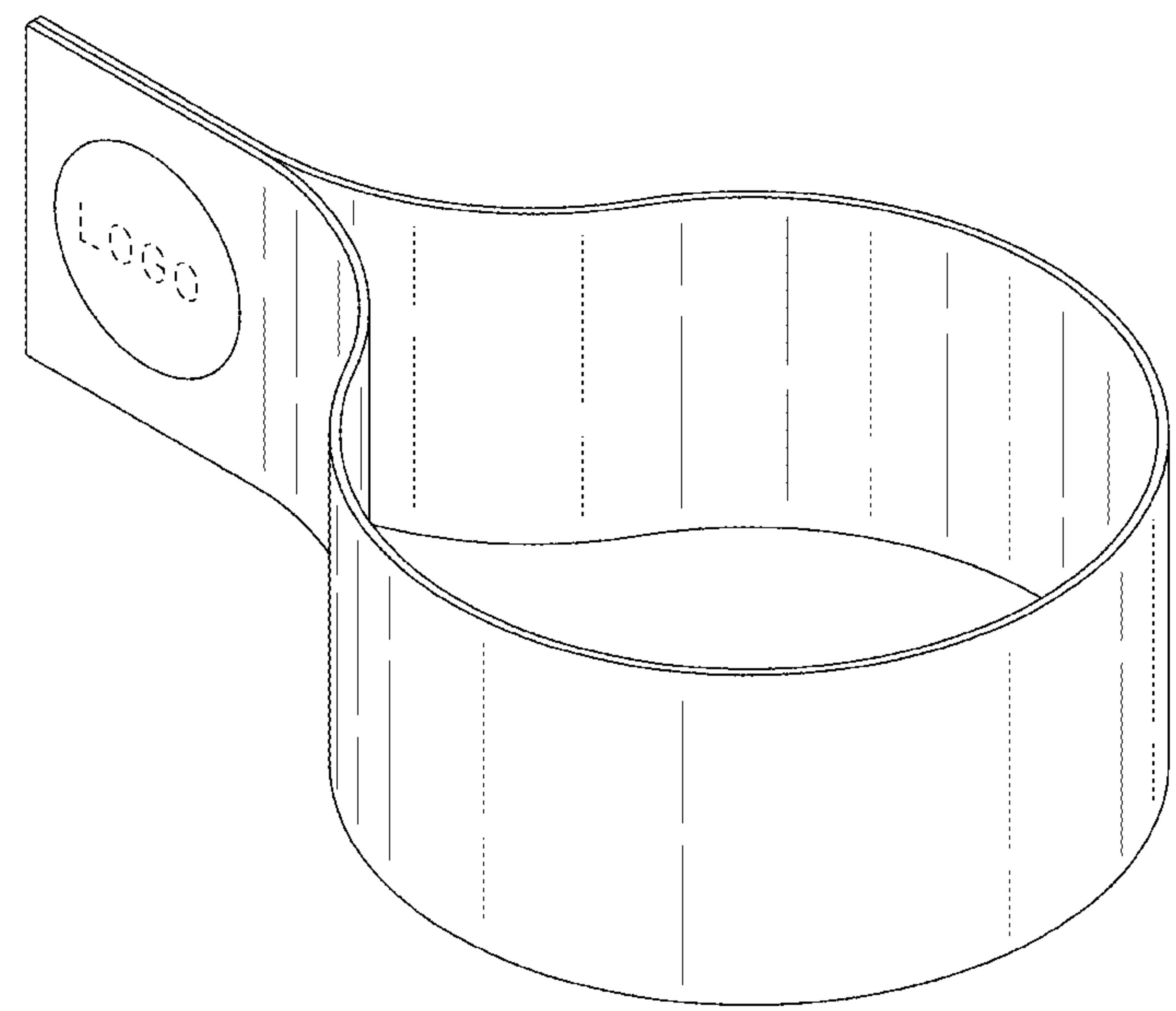
The ornamental design for a wrist band, as shown and described.

**DESCRIPTION**

FIG. 1 is a front view of a wrist band showing my new design, a rear view being a mirror image thereof; FIG. 2 is a left side view of the wrist band; FIG. 3 is a right side view of the wrist band; FIG. 4 is a top view of the wrist band, a bottom view being identical; and, FIG. 5 is a top front side perspective view of the wrist band. The broken lines in the drawing figures depict portions of the wrist band that form no part of the claimed design.

**1 Claim, 4 Drawing Sheets**

(56) **References Cited**  
U.S. PATENT DOCUMENTS  
215,671 A 5/1879 Quosbarth  
293,500 A 2/1884 Northrup  
699,802 A 5/1902 Mendelson  
815,998 A 3/1906 Wolff  
1,886,753 A 11/1932 Steinberger  
D136,216 S \* 8/1943 Lebow ..... D19/1  
2,827,309 A \* 3/1958 Fred ..... A44C 5/0046  
224/165  
3,594,819 A 7/1971 Mullins et al.  
D251,121 S \* 2/1979 Smith ..... D19/10



(56)

**References Cited**

U.S. PATENT DOCUMENTS

8,424,716 B2 \* 4/2013 Hegan ..... G09F 3/005  
221/13  
D712,295 S \* 9/2014 Ennis ..... D11/3  
D721,135 S \* 1/2015 Harvey Pennaz ..... D20/22  
D721,402 S \* 1/2015 Harvey Pennaz ..... D20/22  
D722,903 S \* 2/2015 Rimsky ..... D11/3  
9,126,453 B2 \* 9/2015 Takashima ..... A44C 5/0015  
D740,150 S \* 10/2015 Howsam ..... D11/3  
9,170,612 B2 \* 10/2015 Farjami ..... G06F 1/1635  
D767,851 S \* 10/2016 Stewart ..... D2/610  
9,934,713 B2 \* 4/2018 Morley ..... H04M 1/05  
2009/0205234 A1 \* 8/2009 Hammerslag ..... G09F 3/005  
40/633  
2012/0233896 A1 9/2012 Johnson  
2014/0245520 A1 9/2014 Bae

\* cited by examiner




FIG. 1




FIG. 3




FIG. 2




FIG. 4

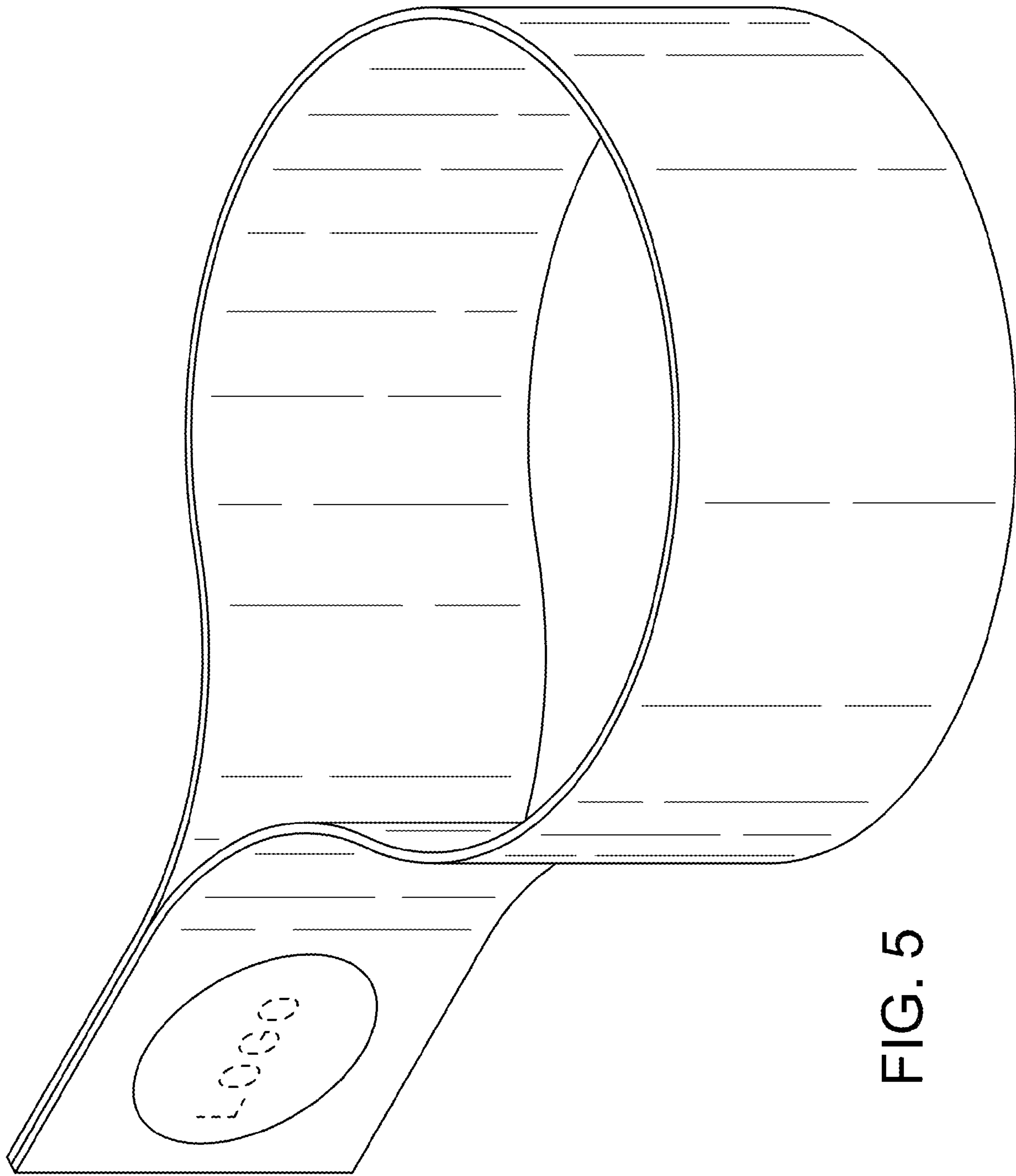


FIG. 5