



US00D880334S

(12) **United States Design Patent** (10) **Patent No.:** **US D880,334 S**  
**Parmigiani** (45) **Date of Patent:** **\*\* Apr. 7, 2020**

(54) **WATCH DIAL**  
(71) Applicant: **Michel Parmigiani**, Fleurier (CH)  
(72) Inventor: **Michel Parmigiani**, Fleurier (CH)  
(73) Assignee: **Parmigiani Fleurier SA** (CH)  
(\*\*) Term: **15 Years**  
(21) Appl. No.: **29/653,450**  
(22) Filed: **Jun. 15, 2018**  
(51) **LOC (12) Cl.** ..... **10-07**  
(52) **U.S. Cl.**  
USPC ..... **D10/126**  
(58) **Field of Classification Search**  
USPC ..... D11/51, 52, 82, 100; D10/30-39,  
D10/122-124, 126  
CPC ..... G04B 19/06; G04B 19/10; G04B 19/103;  
G04B 19/12; G04B 19/24; G04B  
45/0069; G04B 45/0076; G04B 45/02;  
G04F 7/08; G04F 7/0842; G04F 7/0871;  
G09B 27/00-27/06  
See application file for complete search history.

D705,088 S \* 5/2014 Emch ..... D10/39  
D706,650 S \* 6/2014 Emch ..... D10/39  
D726,557 S \* 4/2015 Lasserre ..... D10/39  
D736,654 S \* 8/2015 Monachon ..... D10/126  
D796,982 S \* 9/2017 Muller ..... D10/126  
D798,180 S \* 9/2017 Kamilindi ..... D10/126  
2017/0160702 A1\* 6/2017 Yamada ..... G04C 10/04  
2017/0277139 A1\* 9/2017 Nozawa ..... G01C 21/20  
2018/0275619 A1\* 9/2018 Sawada ..... G04G 17/04

**OTHER PUBLICATIONS**

Parmigiani Fleurier Tonda Annual Calendar | posted at blog.  
elementintime.com Mar. 2018 [online]. © 2015 Element in Time  
NYC [retrieved May 17, 2019] from Internet: <[http://blog.  
elementintime.com/index.php/parmigiani-fleurier-tonda-annual-  
calendar](http://blog.elementintime.com/index.php/parmigiani-fleurier-tonda-annual-calendar)> (Year: 2018).\*

\* cited by examiner

*Primary Examiner* — Sandra S Snapp  
*Assistant Examiner* — Katherine Glennon  
(74) *Attorney, Agent, or Firm* — Galbreath Law Offices,  
P.C.; John A. Galbreath

(57) **CLAIM**

The ornamental design for a watch dial, as shown and  
described.

**DESCRIPTION**

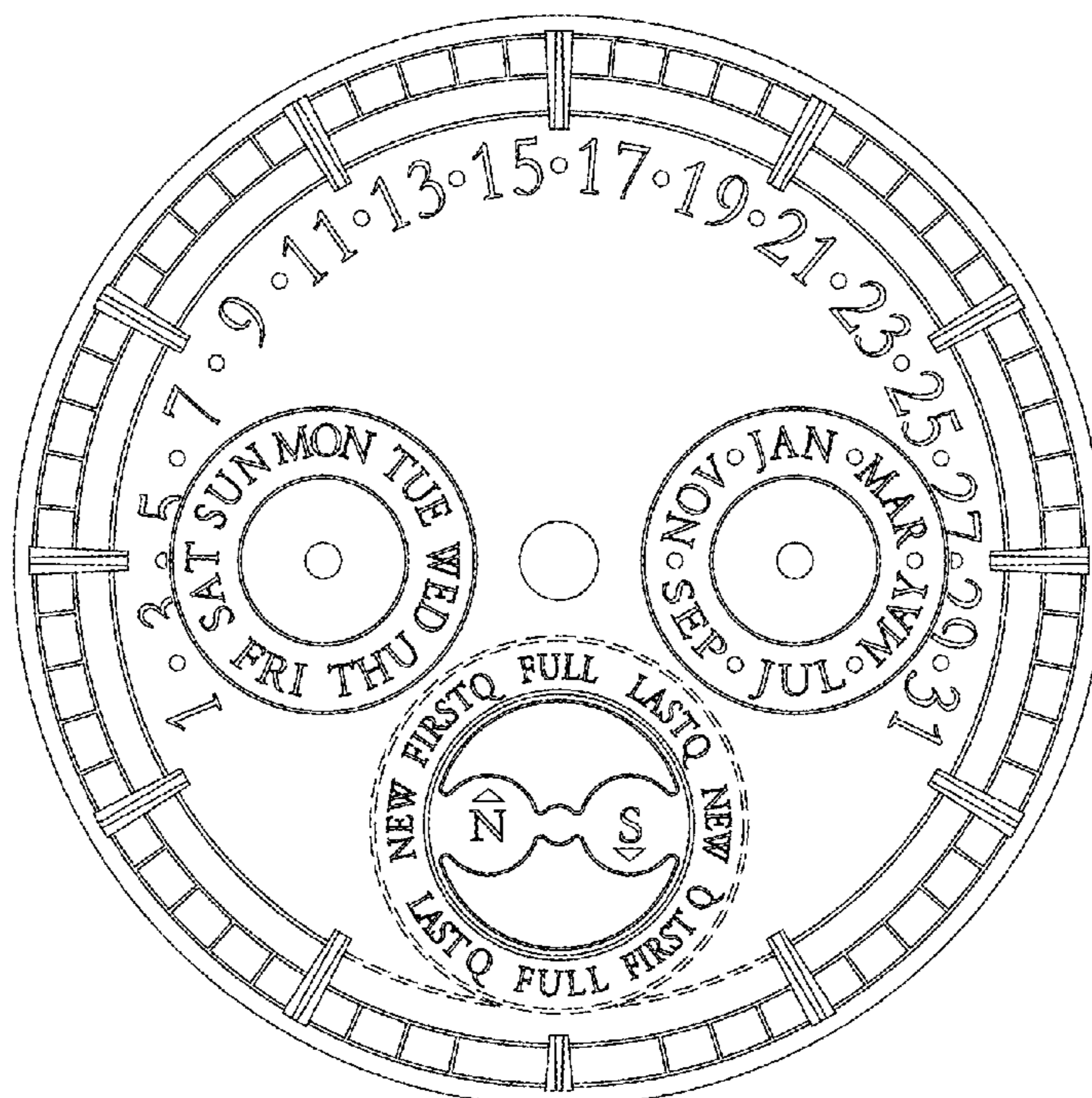
FIG. 1 is a top plan view of a watch dial showing my new  
design;  
FIG. 2 is a bottom plan view thereof; and,  
FIG. 3 is a top right perspective view thereof.  
The broken lines in the drawings show portions of the watch  
dial that form no part of the claimed design.

**1 Claim, 2 Drawing Sheets**

(56) **References Cited**

**U.S. PATENT DOCUMENTS**

1,997,511 A \* 4/1935 Canepa ..... G04B 19/268  
368/18  
D278,687 S \* 5/1985 Giugiaro ..... D10/30  
D301,693 S \* 6/1989 Canta ..... D10/126  
D508,653 S \* 8/2005 Roden ..... D10/32  
D538,181 S \* 3/2007 Sugiura ..... D10/31  
D568,769 S \* 5/2008 Emch Ducommun ..... D10/32  
D590,274 S \* 4/2009 Monachon ..... D10/128



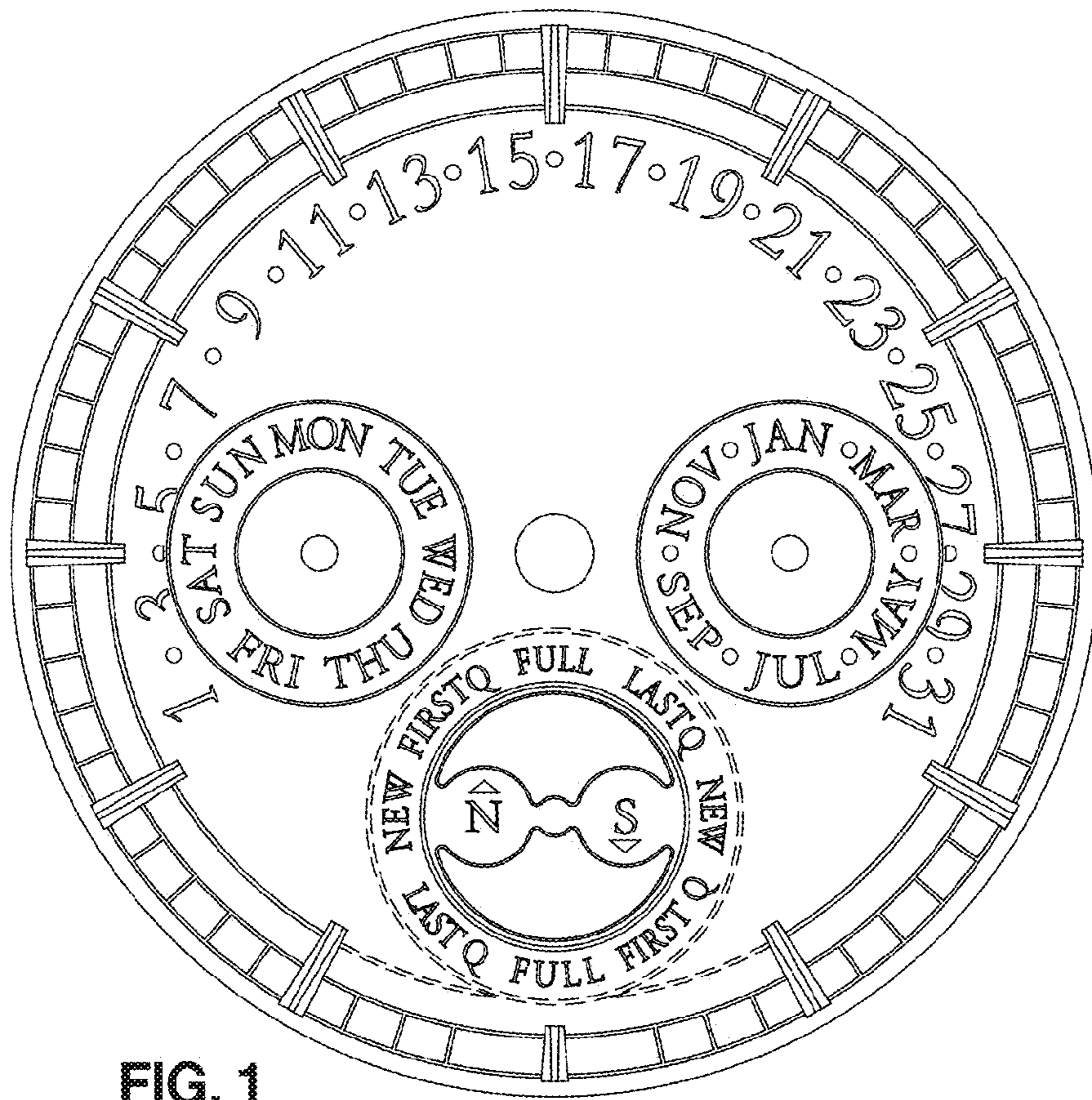


FIG. 1

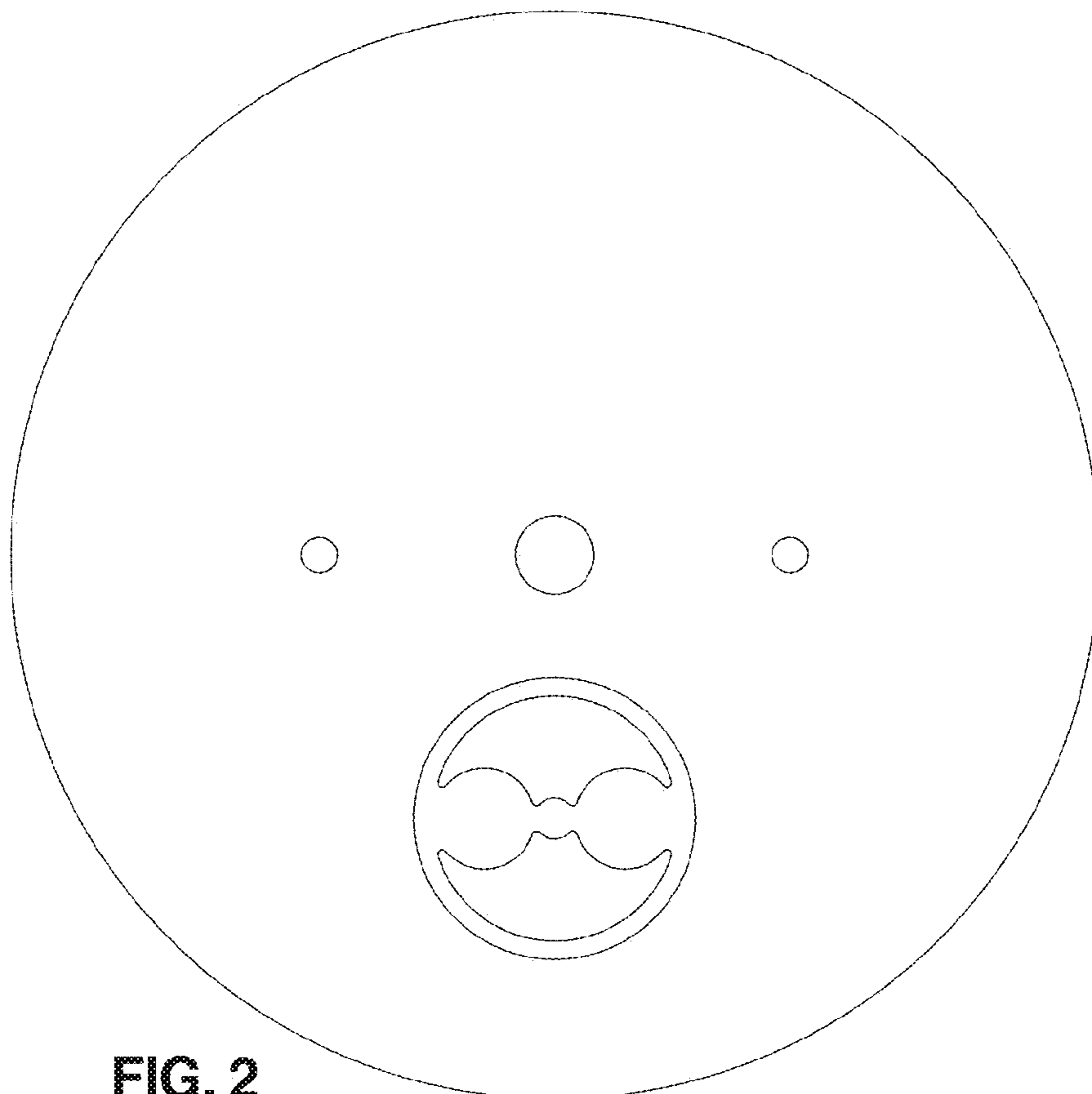


FIG. 2




FIG. 3