



US00D880324S

(12) **United States Design Patent** (10) **Patent No.:** **US D880,324 S**  
**Greenwood et al.** (45) **Date of Patent:** **\*\* Apr. 7, 2020**

(54) **NOTIFICATION APPLIANCE**  
(71) Applicant: **Carrier Corporation**, Farmington, CT (US)  
(72) Inventors: **Thomas Greenwood**, Farmington, CT (US); **Martin Paul Robotham**, Farmington, CT (US)  
(73) Assignee: **CARRIER CORPORATION**, Farmington, CT (US)  
(\*\*) Term: **15 Years**  
(21) Appl. No.: **29/627,843**  
(22) Filed: **Nov. 30, 2017**  
(51) **LOC (12) Cl.** ..... **10-05**  
(52) **U.S. Cl.**  
USPC ..... **D10/104.1**  
(58) **Field of Classification Search**  
USPC ..... D10/49, 50, 51, 52, 104.1, 104.2, 105, D10/106.1, 106.3, 106.4, 106.5, 106.6, D10/106.7, 106.8, 106.9, 107, 108, 109.1, D10/109.2, 110, 111, 112, 113.1, 113.2, D10/113.3, 113.4, 114.2, 114.3, 114.4, D10/114.5, 114.8, 114.9, 116.1, 120, 121, D10/122, 123, 124, 126, 46.1; D21/405, D21/722, 812, 396, 385; D23/213, 250; D28/82; D19/95, 96, 100; 340/539.12, 340/392.1, 384.7, 326, 539.14; 473/505, 473/510, 514  
CPC ..... H01H 13/00; H01H 13/023; H01H 13/14; H01H 13/56  
See application file for complete search history.

D683,798 S \* 6/2013 Goldman ..... D21/398  
D715,171 S \* 10/2014 Brigham ..... D10/106.5  
D716,170 S \* 10/2014 Hojmose ..... D10/106.2  
D773,331 S \* 12/2016 Wang ..... D10/106.5  
D781,170 S \* 3/2017 Wang ..... D10/106.5  
D786,725 S \* 5/2017 McCormick ..... D10/106.5  
D814,954 S \* 4/2018 Bolger ..... D10/106.5  
D814,955 S \* 4/2018 Bolger ..... D10/106.5  
D830,213 S \* 10/2018 Taylor ..... D10/106.5

\* cited by examiner

*Primary Examiner* — Michael C Stout  
*Assistant Examiner* — Katrina N Gonzalez  
(74) *Attorney, Agent, or Firm* — Carlson, Gaskey & Olds, P.C.

(57) **CLAIM**

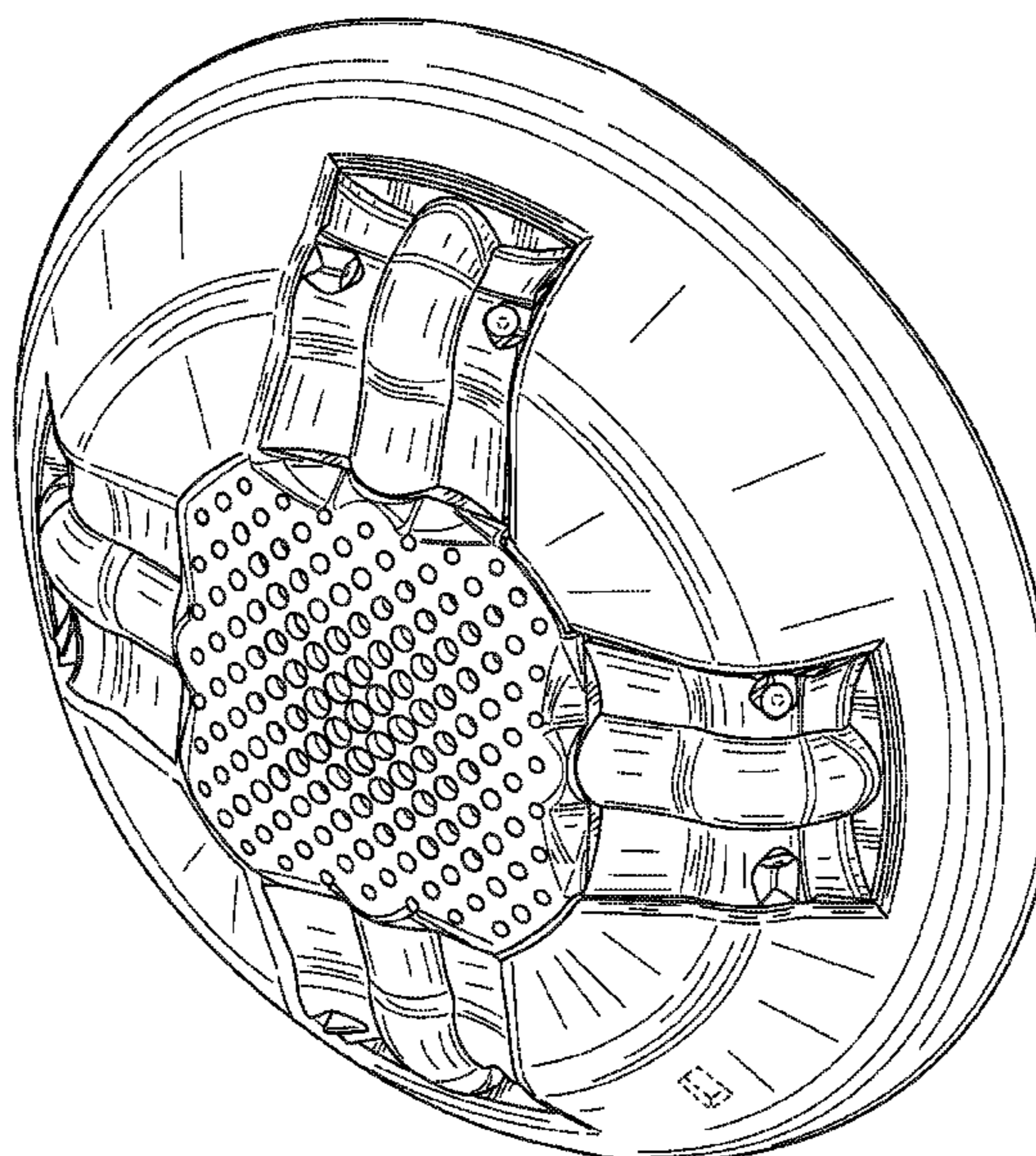
The ornamental design for a notification appliance, as shown and described.

**DESCRIPTION**

FIG. 1 is a perspective view of a notification appliance; FIG. 2 is a front view of the notification appliance of FIG. 1; FIG. 3 is a right side view of the notification appliance of FIG. 1; FIG. 4 is a left side view of the notification appliance of FIG. 1; FIG. 5 is a first end view of the notification appliance of FIG. 1; FIG. 6 is a second end view of the notification appliance of FIG. 1; and, FIG. 7 is a back view of the notification appliance of FIG. 1.  
The broken lines illustrate portions of the notification appliance that form no part of the claimed design.

**1 Claim, 6 Drawing Sheets**

(56) **References Cited**  
U.S. PATENT DOCUMENTS  
D653,578 S \* 2/2012 Thalhammer ..... D10/106.5  
D664,875 S \* 8/2012 Sun ..... D10/106.5



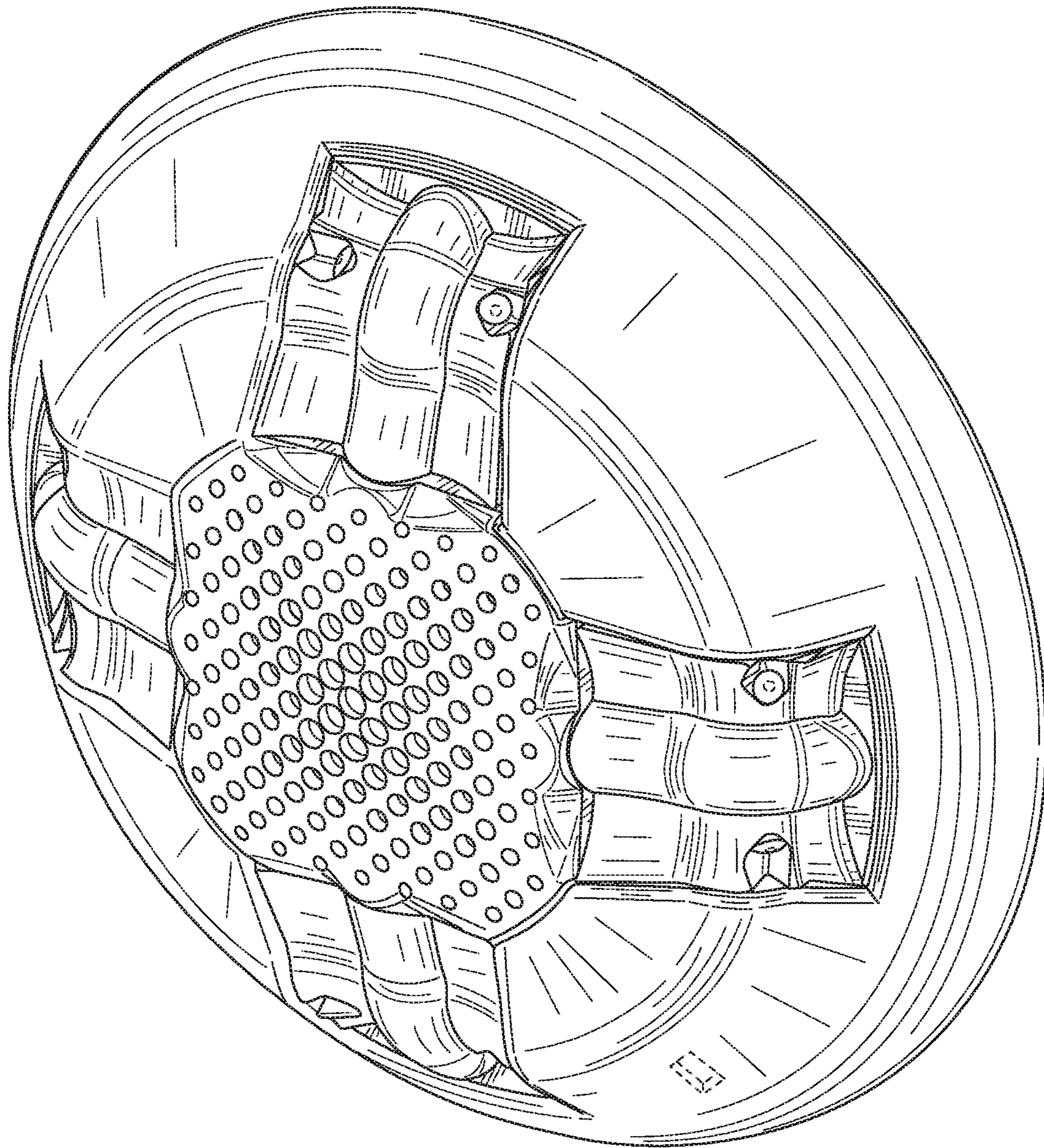


FIG. 1




FIG. 2

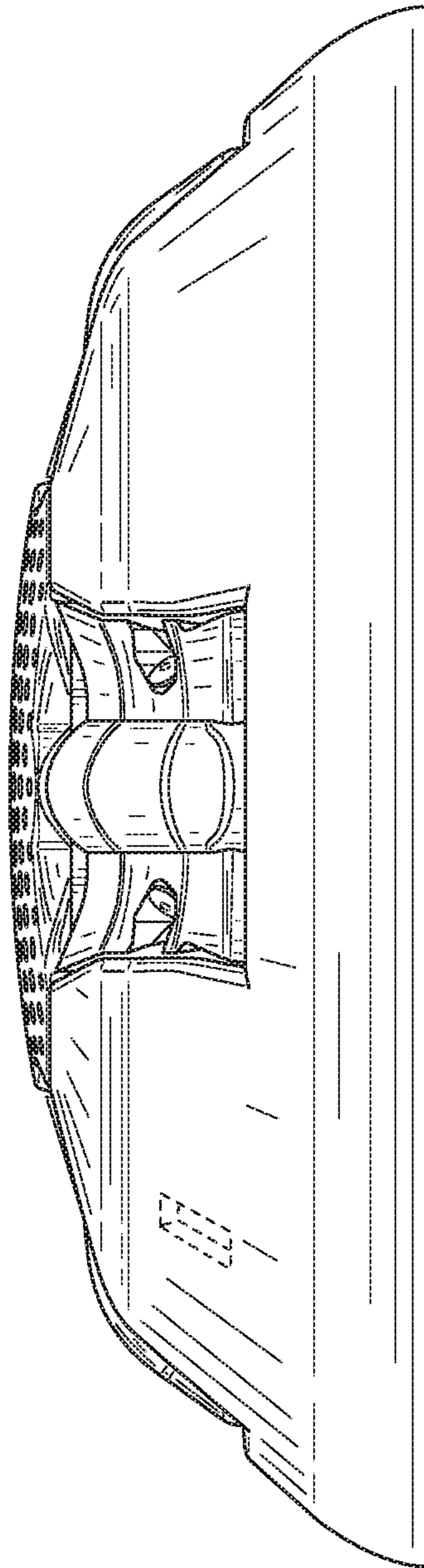


FIG. 3

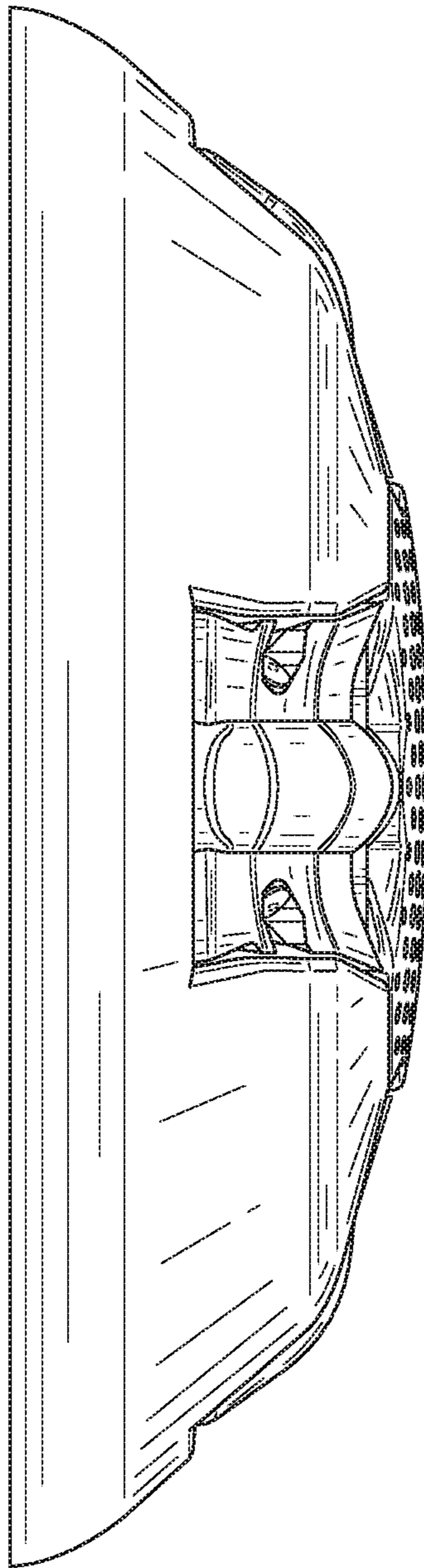


FIG. 4

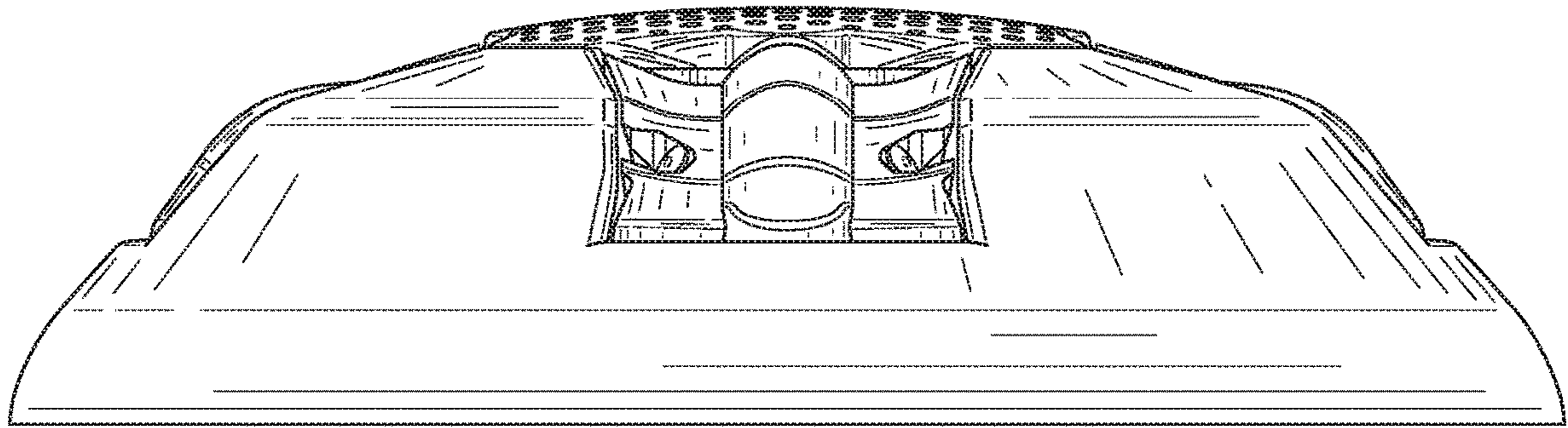


FIG. 5

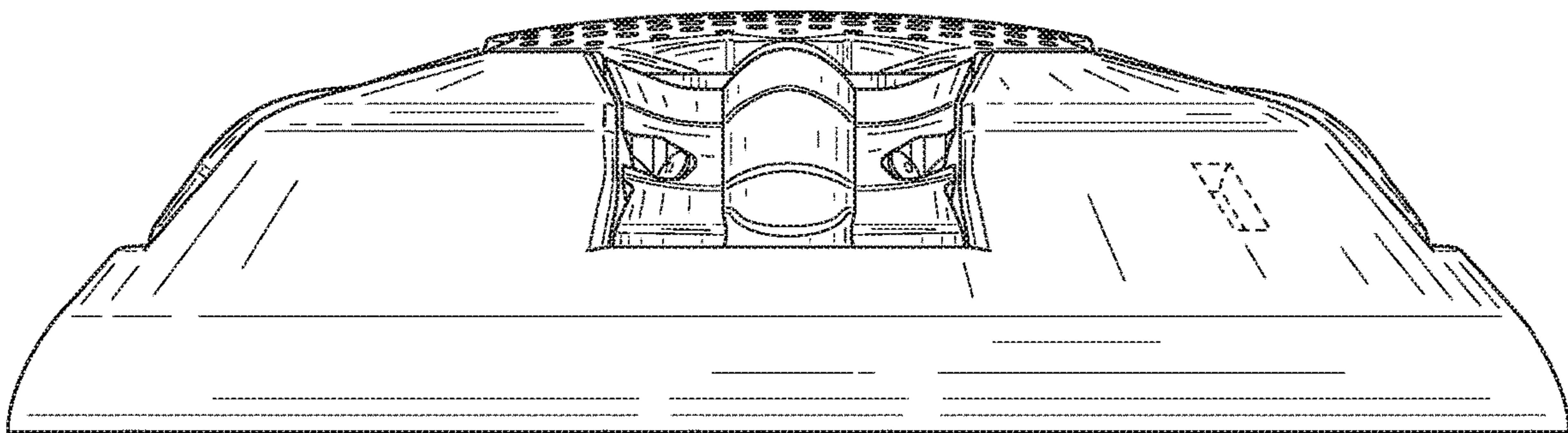


FIG. 6




FIG. 7