



US00D880321S

(12) **United States Design Patent** (10) **Patent No.:** **US D880,321 S**
Ney (45) **Date of Patent:** **** Apr. 7, 2020**

(54) **ROLLER TAPE MEASURE**
(71) Applicant: **HOECHSTMASS BALZER GMBH,**
Sulzbach (DE)
(72) Inventor: **Carsten Ney,** Frankfurt am Main (DE)
(**) Term: **15 Years**

D528,447 S * 9/2006 Sugiura D10/72
D560,522 S * 1/2008 Farnworth D10/72
D585,313 S * 1/2009 Mandel D10/72
D615,890 S * 5/2010 Krebs D10/72
D638,321 S * 5/2011 Herrera D10/72
D783,430 S * 4/2017 Wortelboer D10/72
D794,556 S * 8/2017 Liao D13/107

* cited by examiner

(21) Appl. No.: **35/506,589**
(22) Filed: **Sep. 7, 2018**

Primary Examiner — George D. Kirschbaum

(80) **Hague Agreement Data**

Int. Filing Date: **Sep. 7, 2018**
Int. Reg. No.: **DM/200050**
Int. Reg. Date: **Sep. 7, 2018**
Int. Reg. Pub. Date: **Feb. 1, 2019**

(57) **CLAIM**

The ornamental design for a roller tape measure, as shown and described.

(51) **LOC (12) Cl.** **10-04**
(52) **U.S. Cl.**
USPC **D10/72**
(58) **Field of Classification Search**
USPC D10/72, 71, 62; D13/107
See application file for complete search history.

DESCRIPTION


1.1 is a left side perspective view.
1.2 is a second left side perspective view.
1.3 is a left side view.
1.4 is a right side view.
1.5 is a front view view.
1.6 is a rear view.
1.7 is a top view.

(56) **References Cited**

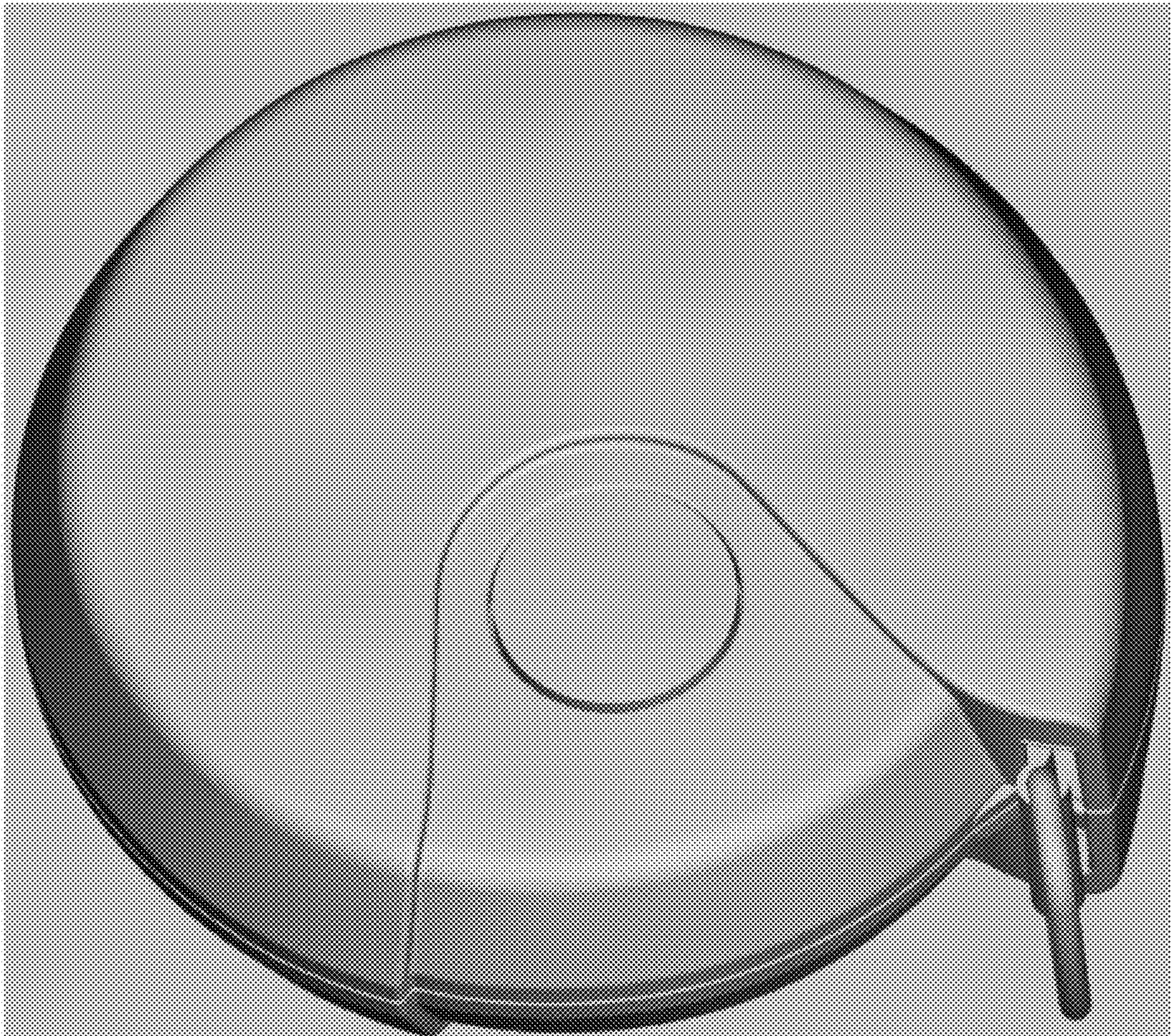
U.S. PATENT DOCUMENTS

D310,341 S * 9/1990 Tsuji D10/71
D435,225 S * 12/2000 Chan D10/62


1 Claim, 7 Drawing Sheets



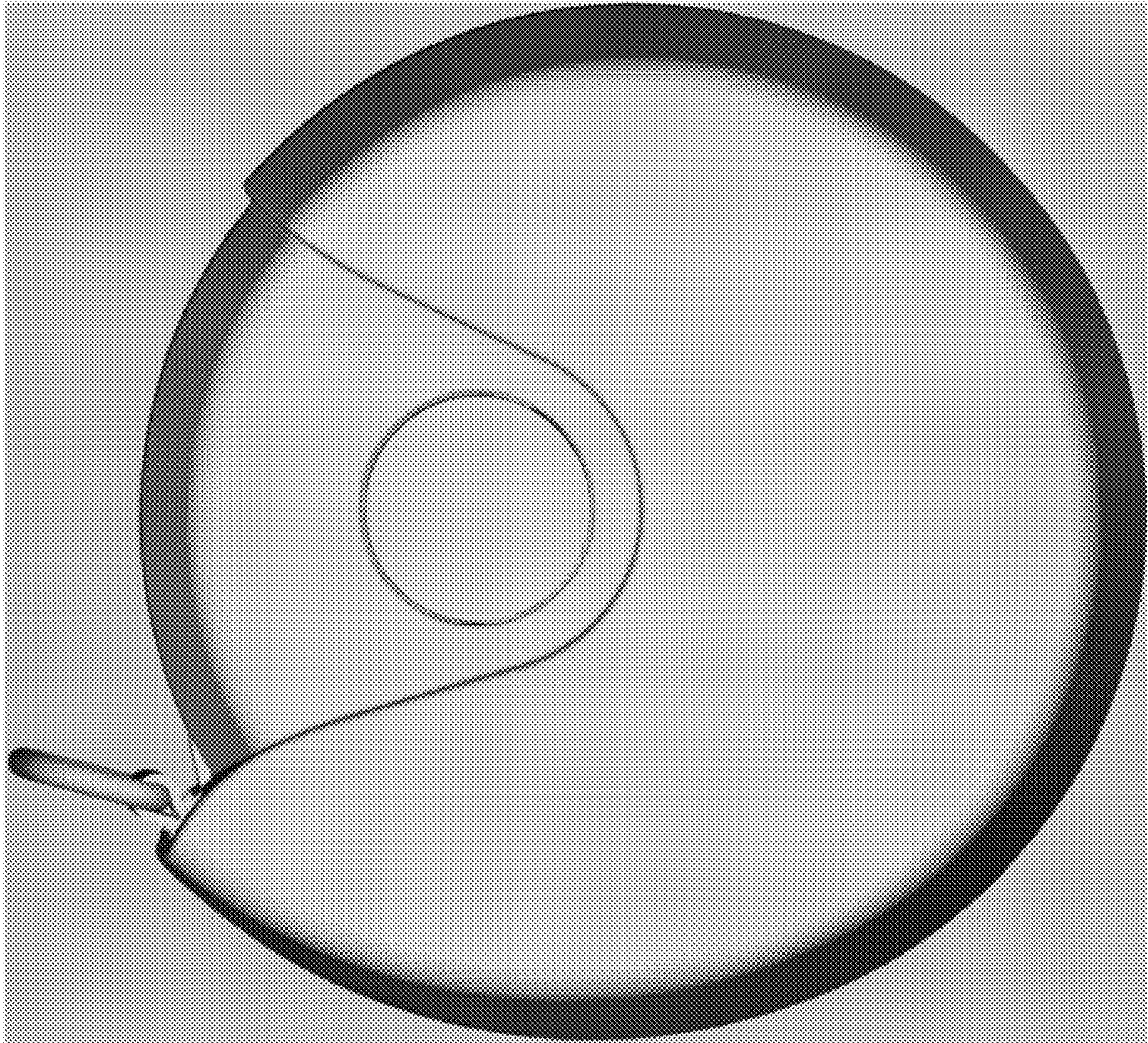
1.1




1.2




1.3




1.4



1.5



1.6



1.7

