



US00D880308S

(12) **United States Design Patent** (10) **Patent No.:** **US D880,308 S**
Reiss et al. (45) **Date of Patent:** **** Apr. 7, 2020**

(54) **CONCEALABLE AND REVEALABLE TUBE INTERIOR WITH A TWISTING BASE**

(71) Applicants: **Daniel Jacob Reiss**, Ann Arbor, CA (US); **Quentin John Anderson Weir**, Ann Arbor, MI (US)

(72) Inventors: **Daniel Jacob Reiss**, Ann Arbor, CA (US); **Quentin John Anderson Weir**, Ann Arbor, MI (US)

(*) Notice: This patent is subject to a terminal disclaimer.

(**) Term: **15 Years**

(21) Appl. No.: **29/620,942**

(22) Filed: **Aug. 28, 2017**

(51) **LOC (12) Cl.** **09-05**

(52) **U.S. Cl.**
USPC **D9/711**

(58) **Field of Classification Search**
USPC D9/702-714, 695-699, 435, 440, 521, D9/454, 544, 723-724, 499, 449, D9/727-728, 441, 447, 504; 222/92, 96, 222/107, 527-529, 215, 491, 206, 222/212-213, 251, 95, 536; 206/438, 206/822; 220/DIG. 7, 669; 215/321, 215/381, 382, 316, 380; 141/114-115; D28/91.1, 76-78, 88, 82; D24/114; D7/601, 602; D3/202, 205
CPC B65D 35/00; B65D 35/28; B65D 35/02; B65D 35/04; B65D 35/08; B65D 35/36; B65D 35/38; B65D 5/00; B65D 5/001

See application file for complete search history.

(56) **References Cited**

U.S. PATENT DOCUMENTS

D666,920 S * 9/2012 Chen D9/697
D730,746 S * 6/2015 Cywinski D9/711
D748,813 S * 2/2016 Ishiguro D24/224
D827,449 S * 9/2018 Roesler D9/711

* cited by examiner

Primary Examiner — Abraham Bahta
(74) *Attorney, Agent, or Firm* — The McArthur Law Firm; Sean Lynch

(57) **CLAIM**

The ornamental design for a concealable and revealable tube interior with a twisting base, as shown and described.

DESCRIPTION

FIG. 1 is a left-side view of our new concealable and revealable tube interior with a twisting base design in an open configuration, the right-side view being a mirror image.

FIG. 2 is a left-side view thereof in a closed configuration, the right-side view being a mirror image thereof.

FIG. 3 is a front view thereof in an open configuration.

FIG. 4 is a front view thereof in a closed configuration.

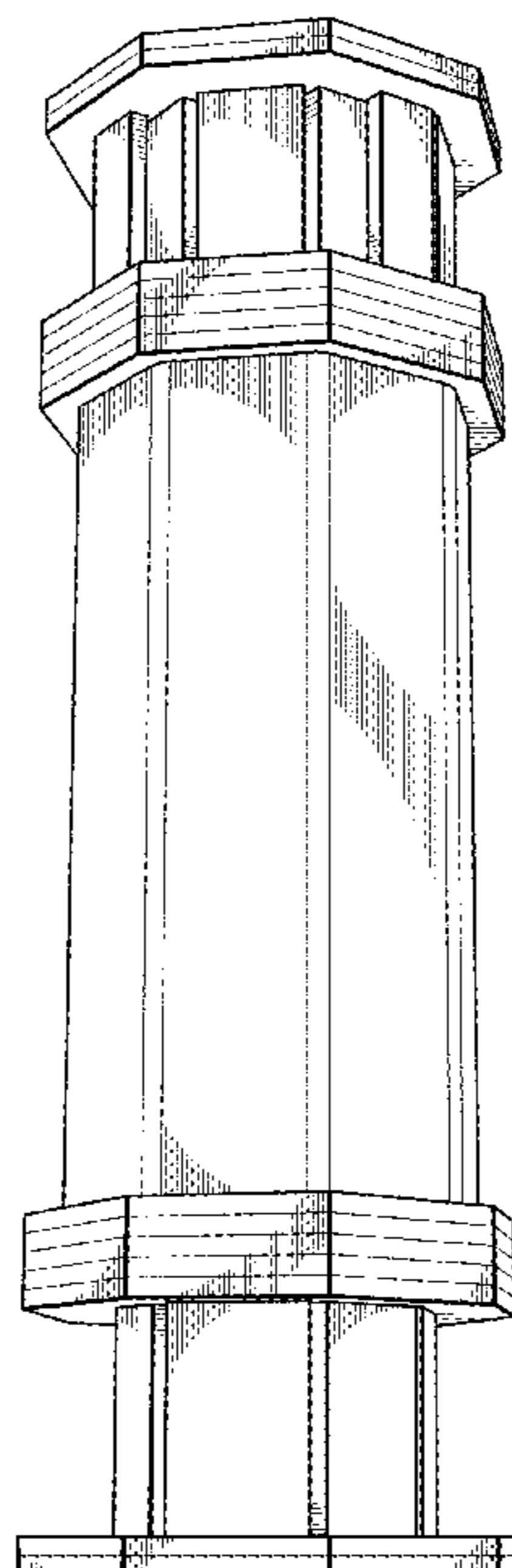
FIG. 5 is a 45-degree, left-turned view thereof in an open configuration, the 45-degree right-turned view being a mirror image thereof.

FIG. 6 is a 45-degree, left-turned view thereof in a closed configuration, the 45-degree right-turned view being a mirror image thereof; and,

FIG. 7 is a top view thereof, the bottom view being a mirror image thereof.

Our concealable and revealable tube interior with a twisting base is characterized by an end of a tube being capable of a twisting motion to alternatively reveal or conceal the tube's interior, changing its appearance.

1 Claim, 4 Drawing Sheets



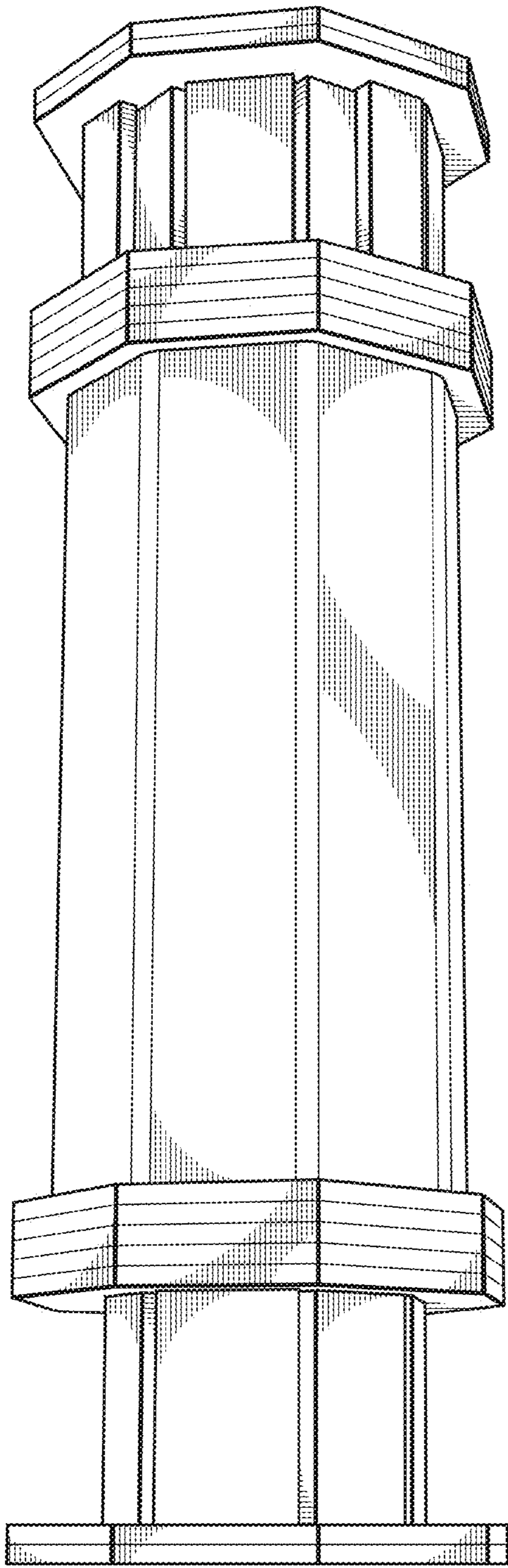


FIG. 1

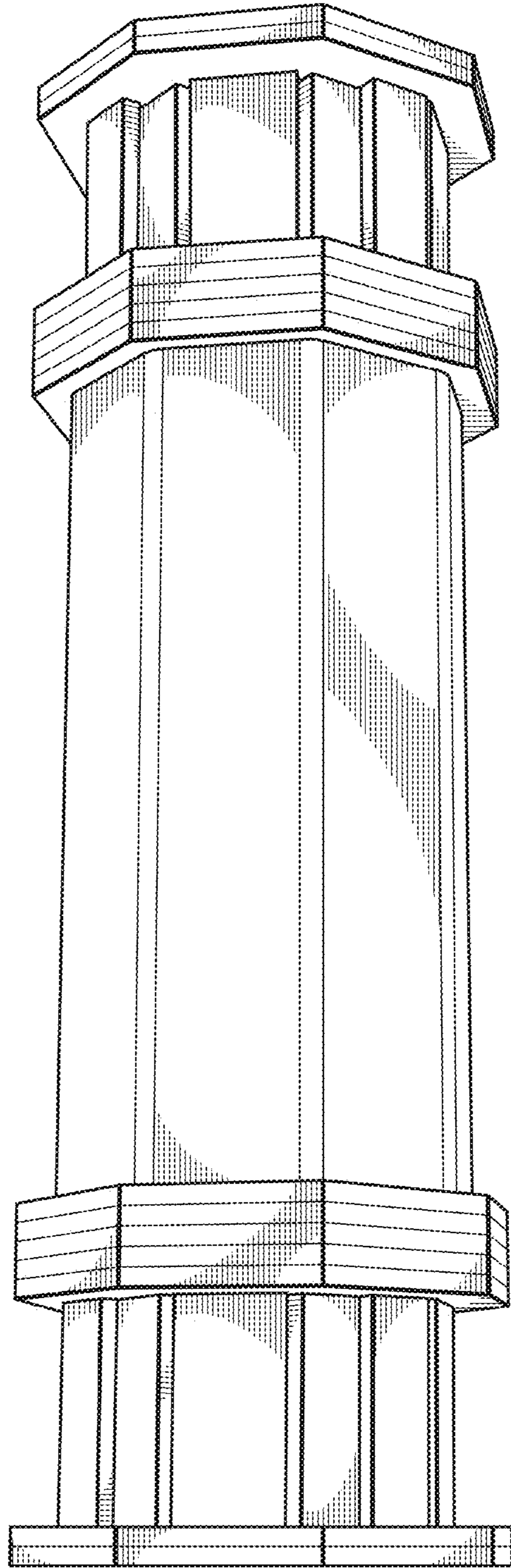


FIG. 2

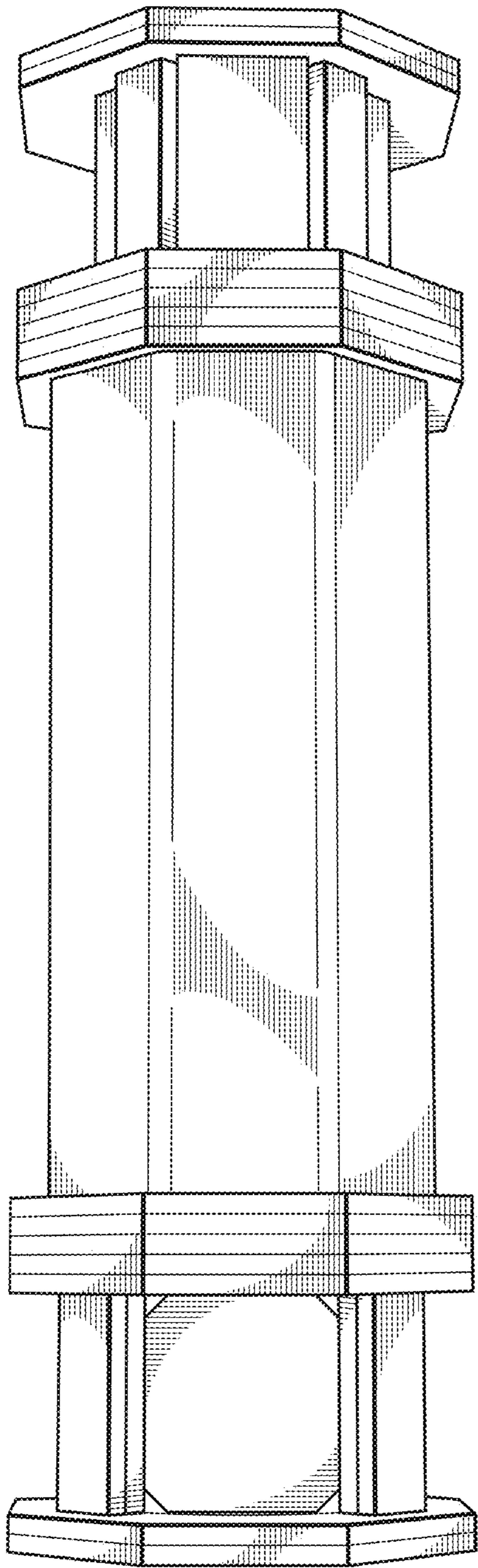


FIG. 3

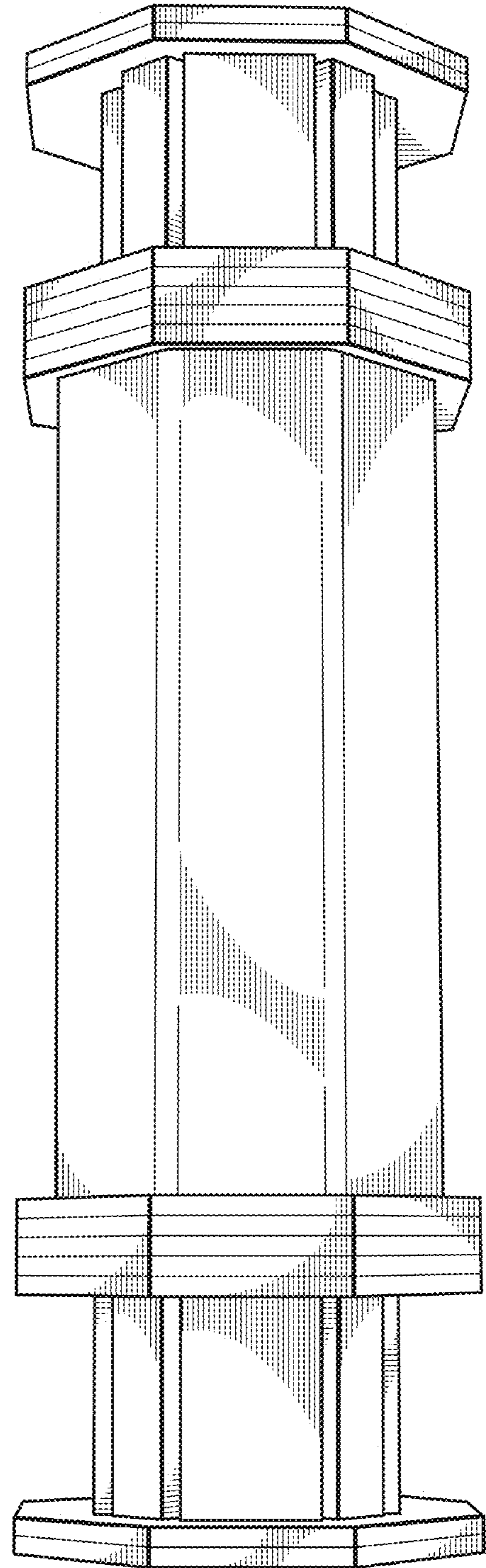


FIG. 4

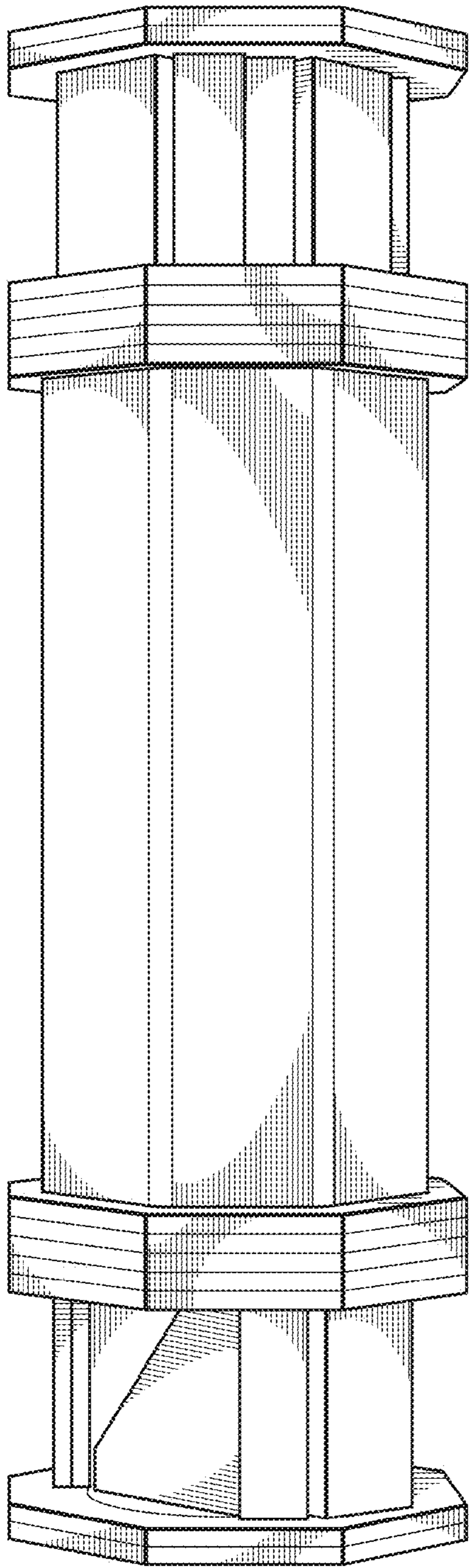


FIG. 5

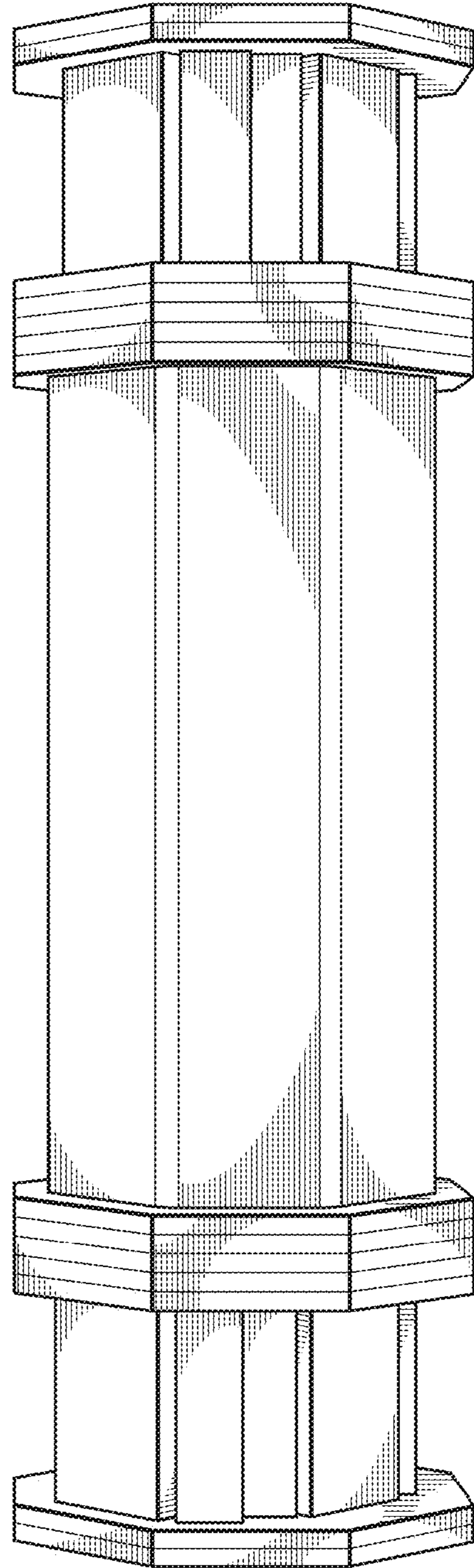


FIG. 6

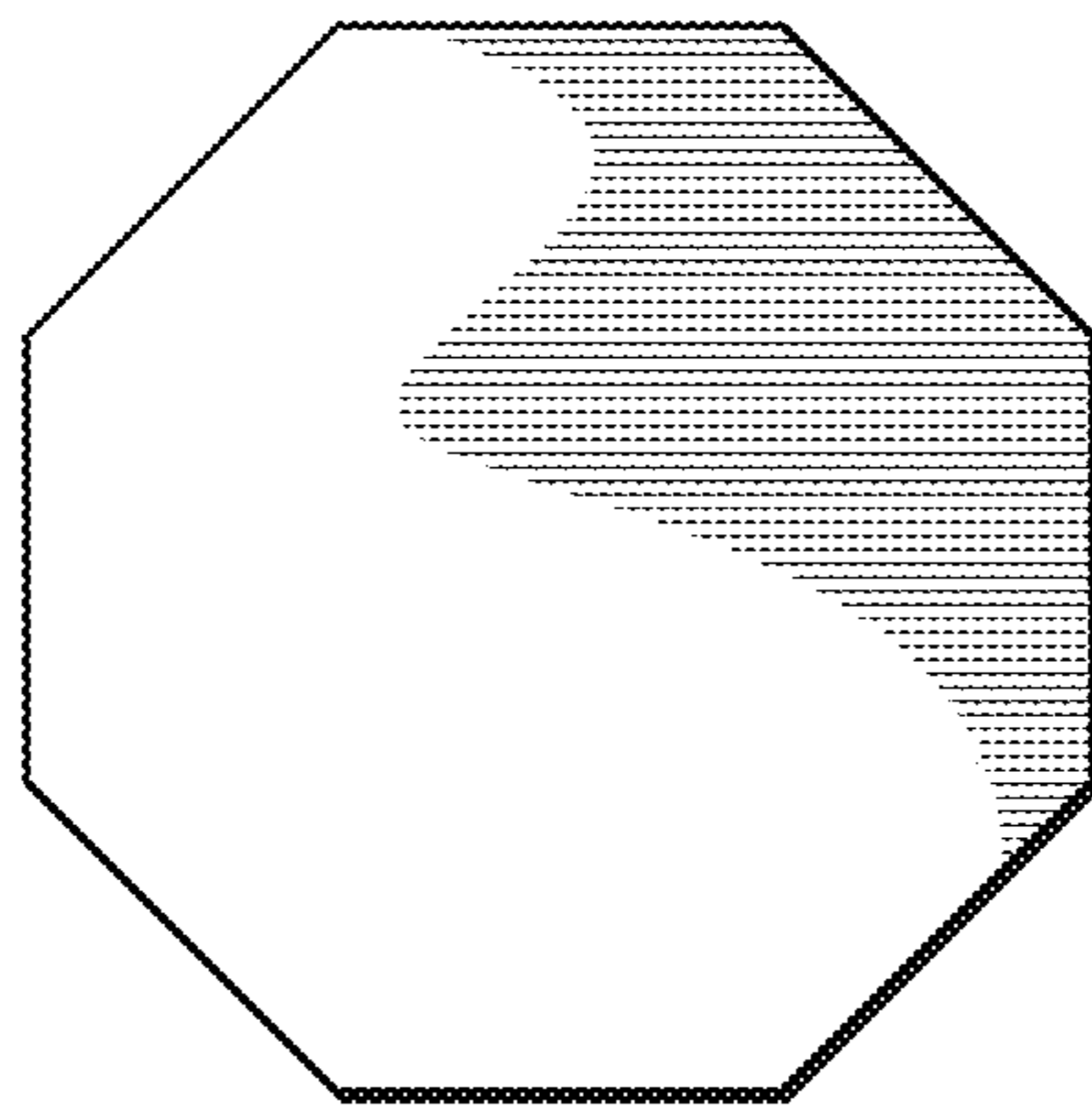


FIG. 7