



US00D880307S

(12) **United States Design Patent**
Kelley et al.

(10) **Patent No.:** **US D880,307 S**
(45) **Date of Patent:** **** Apr. 7, 2020**

- (54) **PLASTIC CONTAINER**
- (71) Applicant: **Ring Container Technologies, LLC**,
Oakland, TN (US)
- (72) Inventors: **Paul Vincent Kelley**, Arlington, TN
(US); **Richard K. Ogg**, Littlestown, PA
(US); **Daniel M. Futral**, Somerville,
TN (US); **Thomas Graham**,
Charlottesville, VA (US)
- (73) Assignee: **RING CONTAINER**
TECHNOLOGIES, LLC, Oakland,
TN (US)

(**) Term: **15 Years**

(21) Appl. No.: **29/598,988**

(22) Filed: **Mar. 30, 2017**

(51) **LOC (12) Cl.** **09-01**

(52) **U.S. Cl.**
USPC **D9/563; D9/565; D9/574**

(58) **Field of Classification Search**
USPC D9/516, 565, 571, 574-575, 715, 719;
D7/601-602, 612, 615
CPC B65D 1/00; B65D 1/02; B65D 1/0223;
B65D 1/10; B65D 81/00; B65D 2501/00;
B65D 2501/0009; B65D 2501/0081
See application file for complete search history.

(56) **References Cited**

U.S. PATENT DOCUMENTS

- D222,610 S * 11/1971 Plummer D9/542
- D223,808 S * 6/1972 Beaver D9/542
- D240,968 S * 8/1976 Hurst D24/197
- D364,093 S * 11/1995 Weaver, Jr. D9/563
- D426,469 S * 6/2000 Mankowski D9/541

- D527,647 S * 9/2006 Blank D9/563
- D537,727 S * 3/2007 Hutton D9/560
- D543,860 S * 6/2007 Pacente D9/543
- D548,607 S * 8/2007 Langbein D9/454
- D558,583 S * 1/2008 Langbein D9/560
- D607,743 S * 1/2010 Eble D9/559
- D608,211 S * 1/2010 Eble D9/559
- D635,465 S * 4/2011 Pezzoli D9/569
- D646,577 S * 10/2011 Turchi D9/529
- D763,681 S * 8/2016 Morgan D9/428
- D784,822 S * 4/2017 Yen D9/574
- D798,727 S * 10/2017 Yen D9/574
- D845,139 S * 4/2019 Wilson D9/560
- D863,969 S * 10/2019 Sterling D9/560

* cited by examiner

Primary Examiner — Dana Meyrow

(74) *Attorney, Agent, or Firm* — Sorell, Lenna &
Schmidt, LLP

(57) **CLAIM**

The ornamental design for a plastic container, as shown and described.

DESCRIPTION

FIG. 1 is a perspective view of an embodiment of a plastic container;
FIG. 2 is a front view of the plastic container shown in FIG. 1, the back view being identical thereto;
FIG. 3 is a left view of the plastic container shown in FIG. 1, the right view being identical thereto;
FIG. 4 is a top view of the plastic container shown in FIG. 1; and,
FIG. 5 is a bottom view of the plastic container shown in FIG. 1.

The broken lines showing a portion of the top inner surface and the bottom surface is for the purpose of illustrating structure and forms no part of the claimed design.

1 Claim, 5 Drawing Sheets

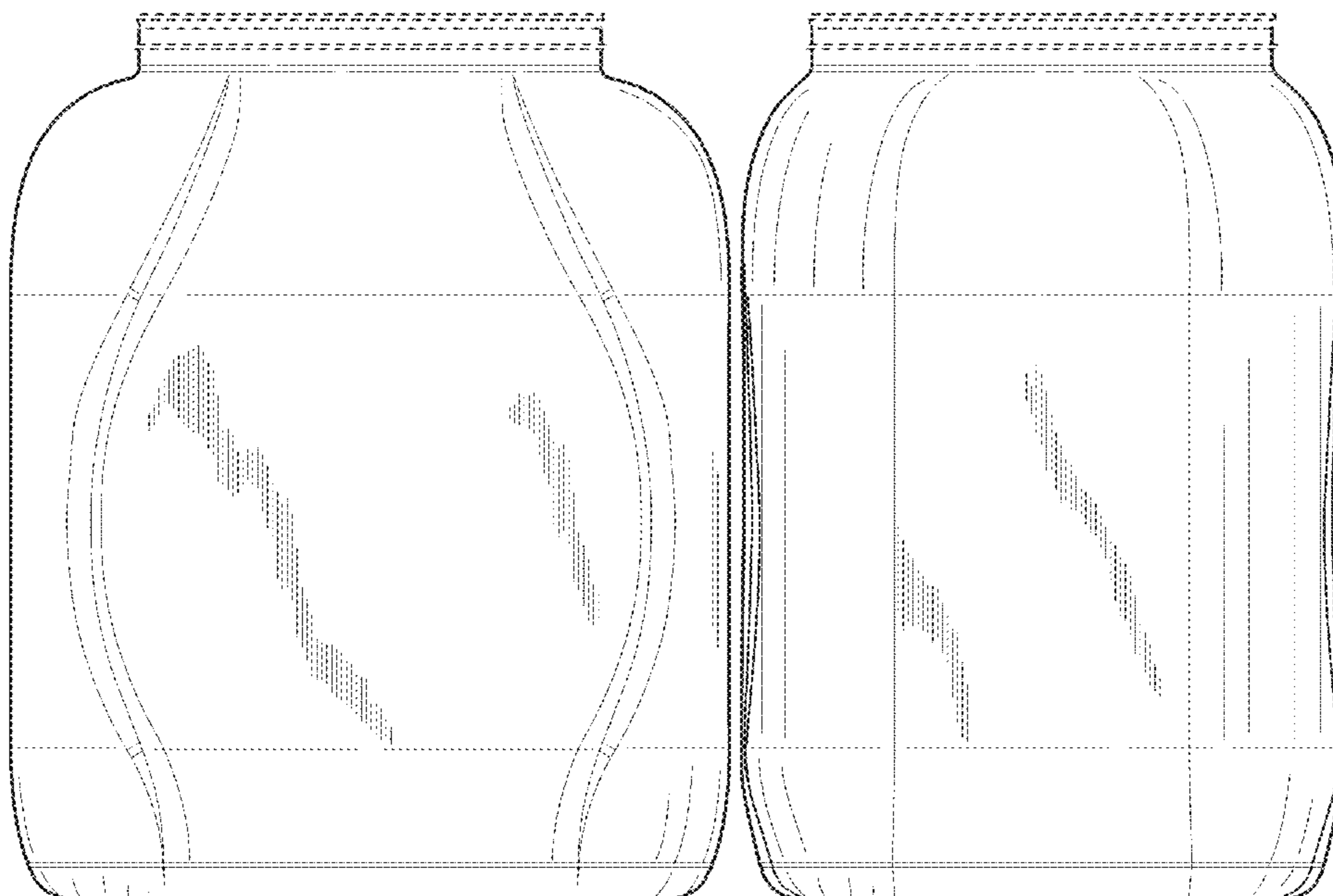




FIG. 1

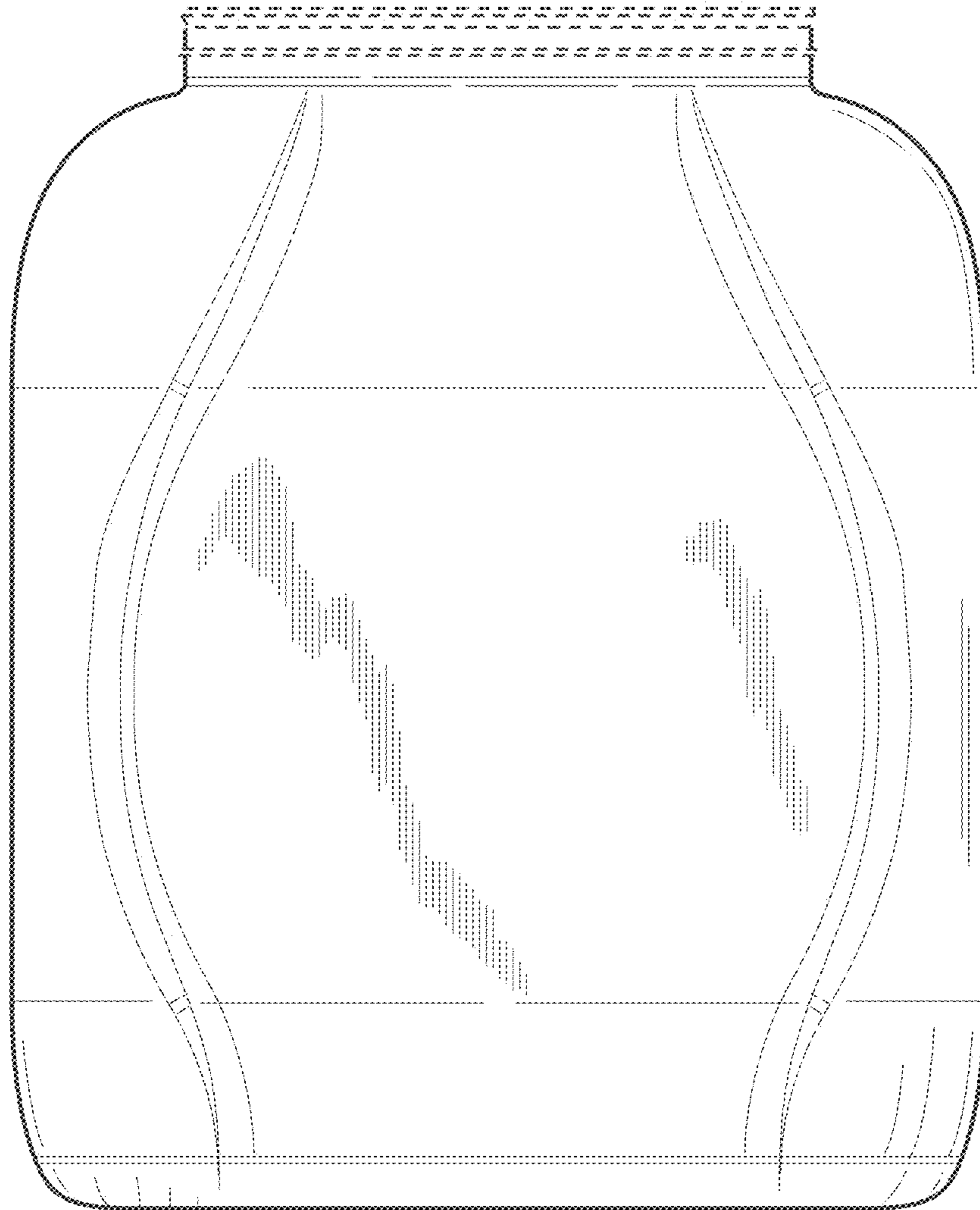


FIG. 2

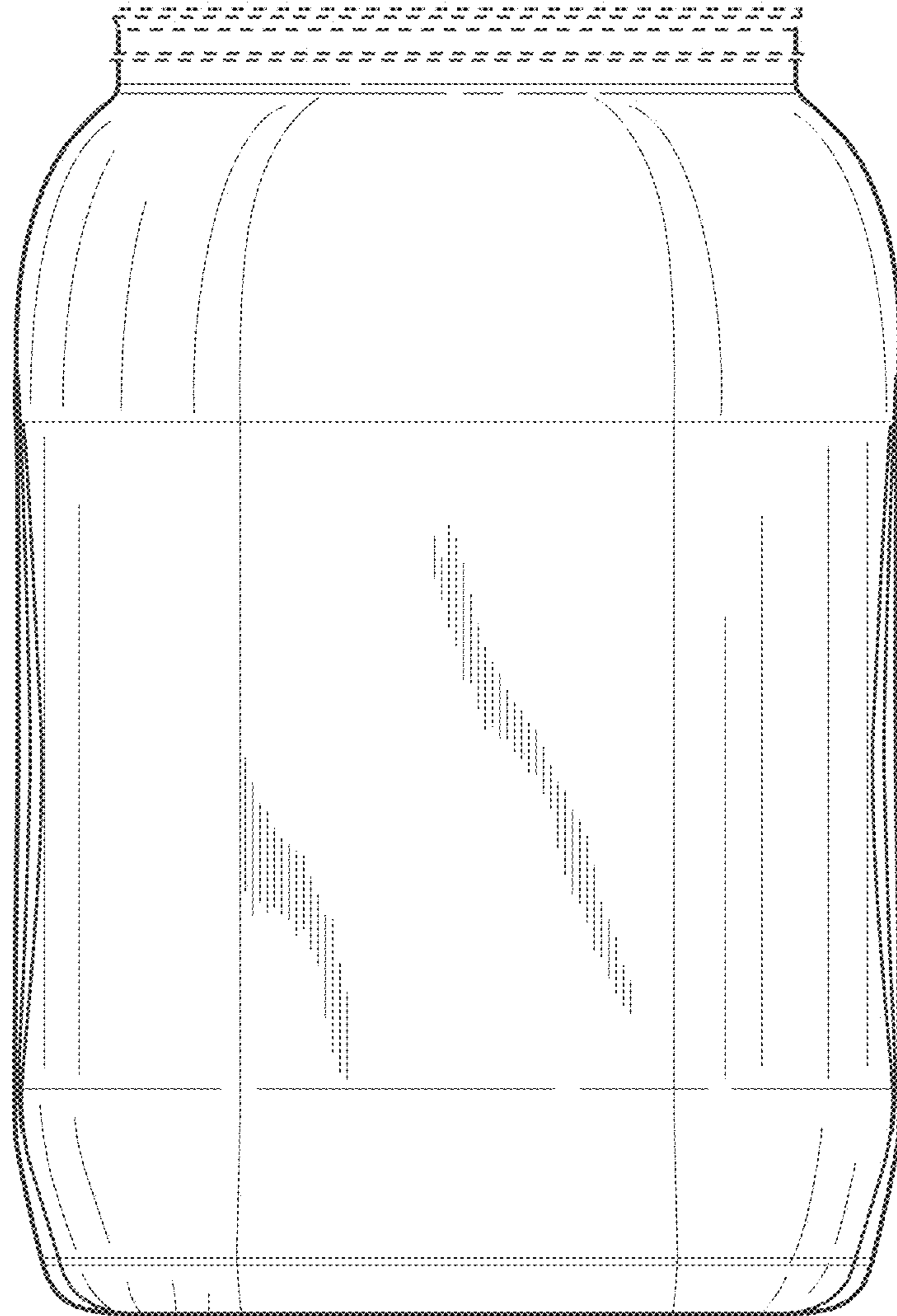


FIG. 3

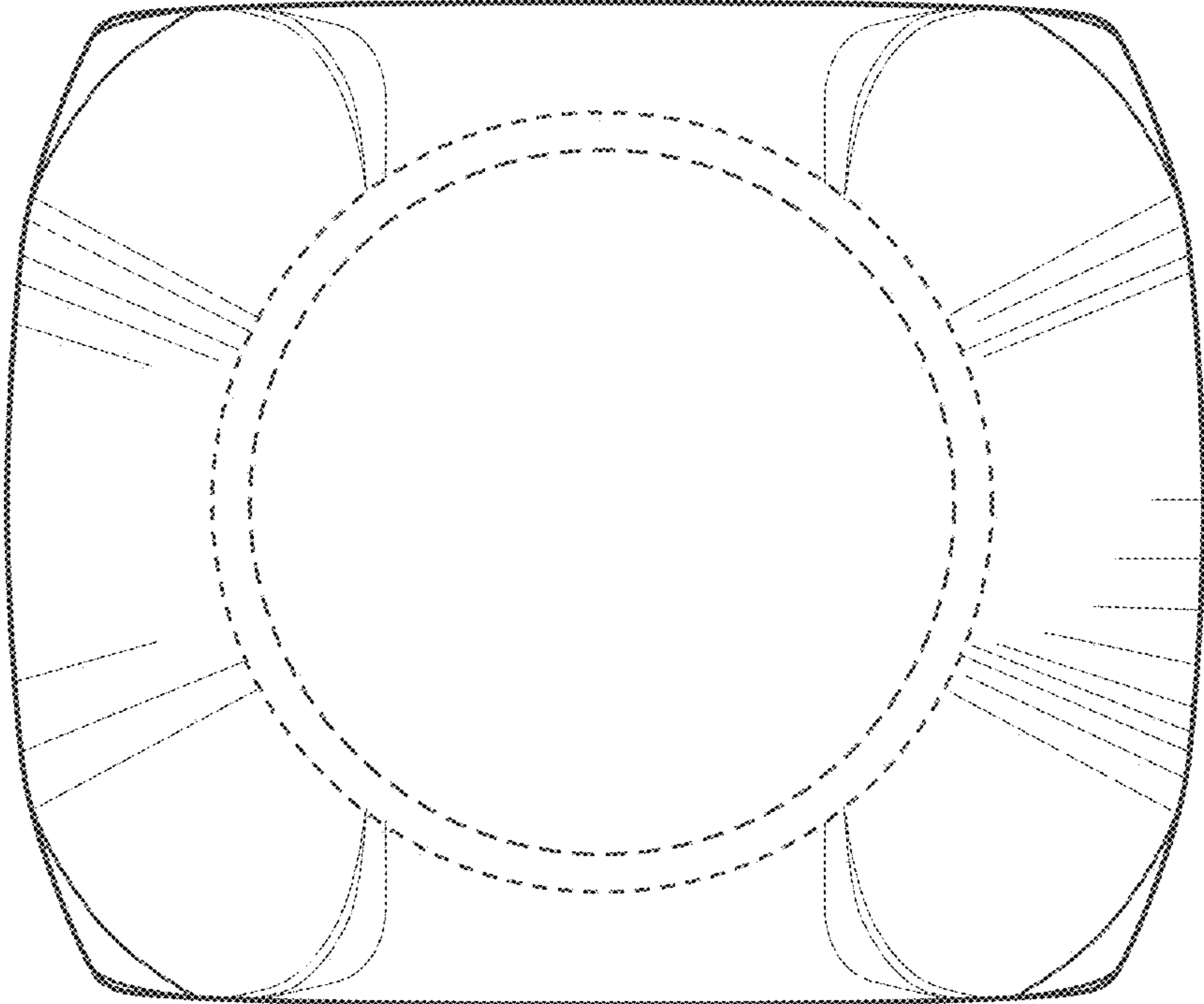


FIG. 4

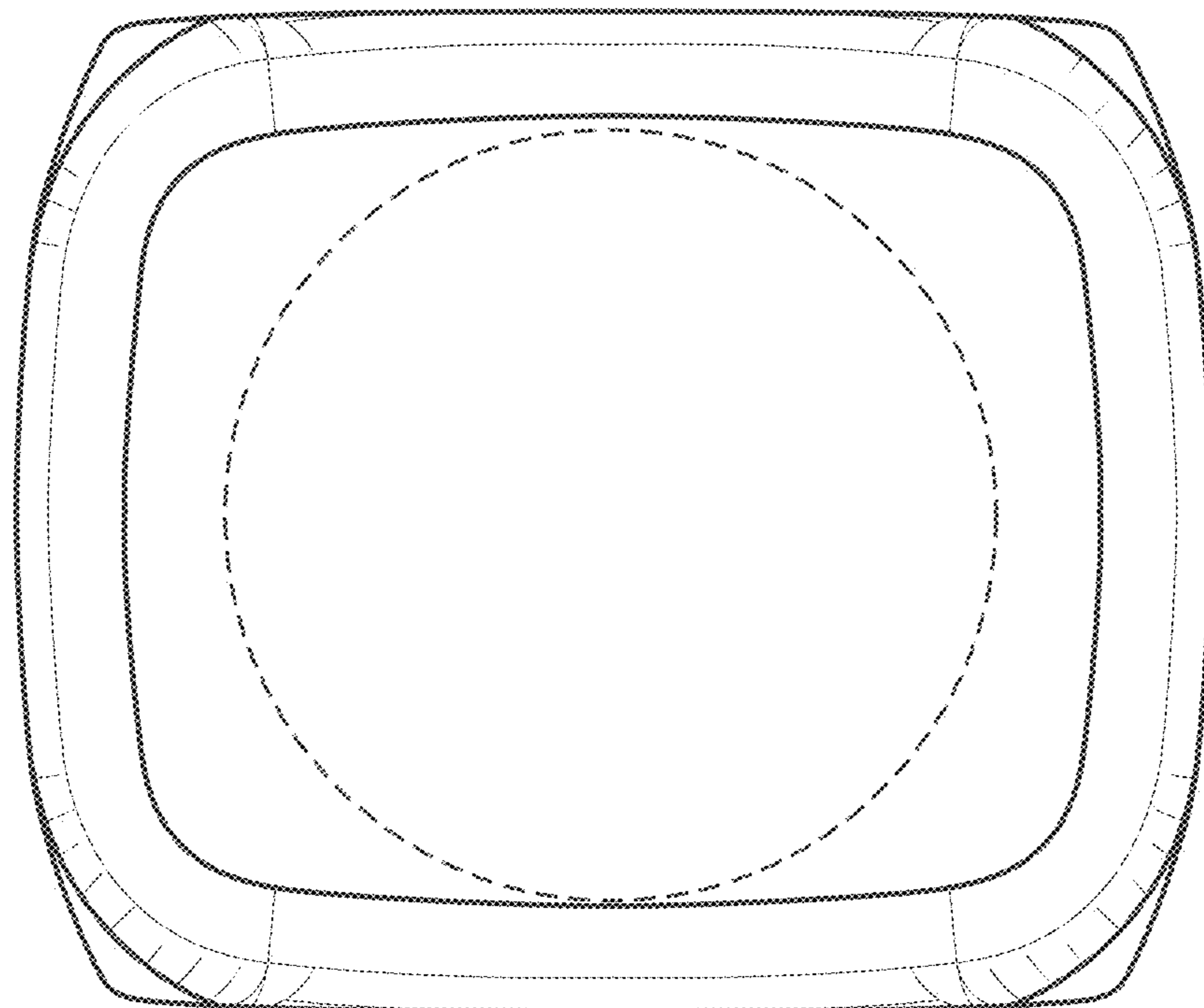


FIG. 5