



US00D880295S

(12) **United States Design Patent** (10) **Patent No.:** **US D880,295 S**
Markle (45) **Date of Patent:** **** Apr. 7, 2020**

(54) **RAZOR PACKAGE** D806,750 S * 1/2018 Van Lancker G06F 3/04815
D14/491
(71) Applicant: **The Gillette Company LLC**, Boston, MA (US) D806,798 S * 1/2018 Sims D20/22
D826,049 S * 8/2018 Volker, Jr. D9/457
RE47,139 E * 11/2018 Katopo D9/432

(72) Inventor: **Andrew Anthony Markle**, New York, NY (US)

(73) Assignee: **The Gillette Company LLC**, Boston, MA (US)

(**) Term: **15 Years**

(21) Appl. No.: **29/625,744**

(22) Filed: **Nov. 13, 2017**

(51) **LOC (12) Cl.** **09-07**

(52) **U.S. Cl.**
USPC **D9/434; D9/415**

(58) **Field of Classification Search**
USPC D9/434, 435, 499, 414, 432, 451, 452,
D9/457, 600, 415, 641, 748; D14/485,
D14/489-492, 495; D20/22, 31, 32;
D5/56, 59, 60, 62
CPC A45C 11/00; B65D 85/00; B65D 73/00
See application file for complete search history.

(56) **References Cited**

U.S. PATENT DOCUMENTS

D592,223 S *	5/2009	Neuhaus	D14/491
D686,068 S *	7/2013	DiFranza	D9/434
D686,070 S *	7/2013	DiFranza	D9/434
D686,492 S *	7/2013	DiFranza	D9/434
D688,125 S *	8/2013	DiFranza	D9/434
D701,882 S *	4/2014	Soegiono	D14/489
D738,914 S *	9/2015	Torres	D14/491
D756,224 S *	5/2016	Damon	D9/457
D759,496 S *	6/2016	Damon	D9/434
D770,525 S *	11/2016	Lee	D14/489
D772,063 S *	11/2016	Thompson	D9/434
D794,676 S *	8/2017	Daniel	D14/491

OTHER PUBLICATIONS

RiteAid. Gillette Razors. 2019. <https://www.riteaid.com/shop/gillette-razors-pivot-plus-value-pack-12-razors-0341059> (Year: 2019).*
Fair Price. Gillette Razor—Fusion ProGlide with Flexball. 2019. <https://www.fairprice.com.sg/product/gillette-fusion-proglide-flexball-razor-13073269> (Year: 2019).*

* cited by examiner

Primary Examiner — Darcey E Gottschalk

(74) *Attorney, Agent, or Firm* — Joanne N. Pappas; Kevin C. Johnson

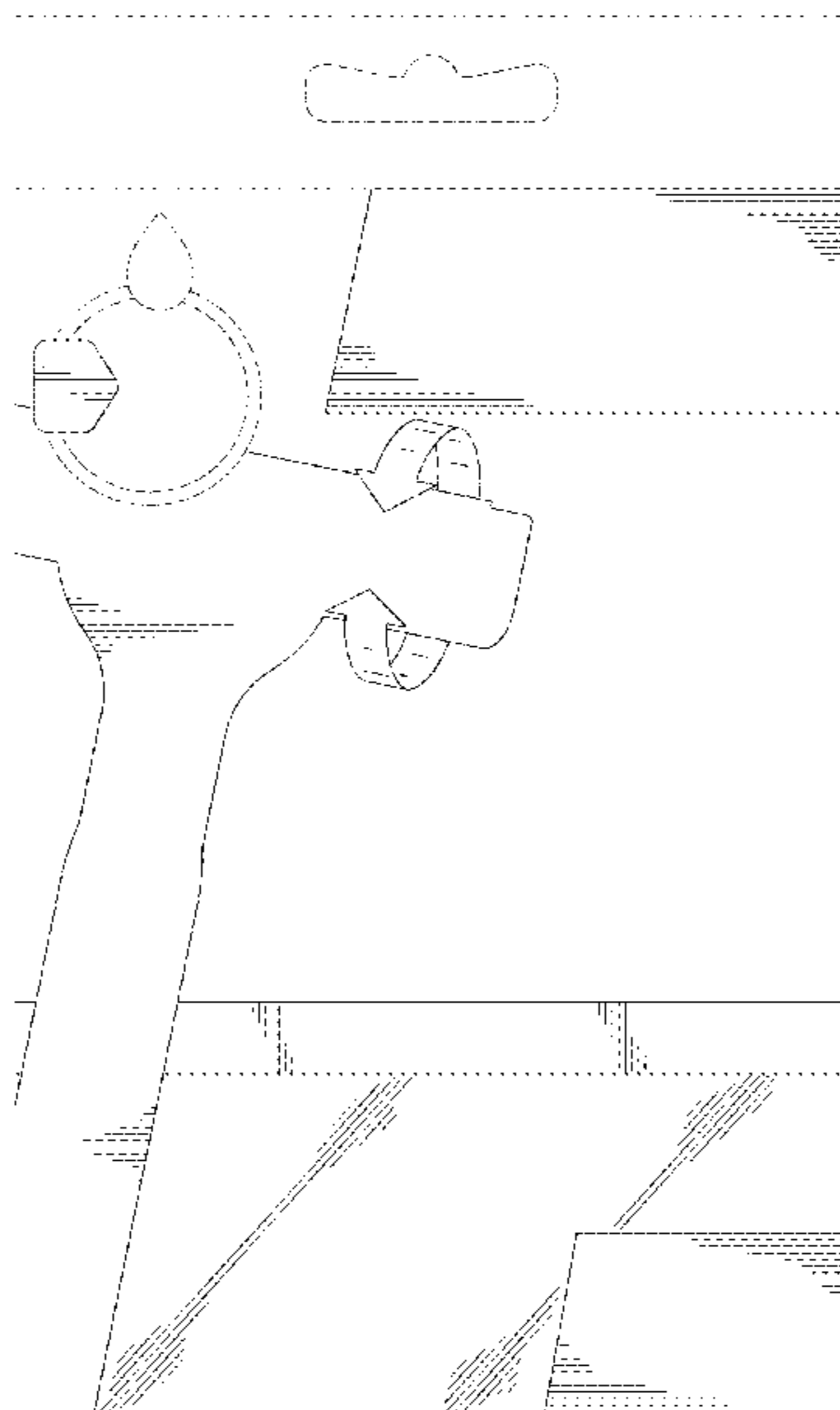
(57) **CLAIM**

The ornamental design for a razor package, as shown and described.

DESCRIPTION

FIG. 1 is a perspective view of a razor package of the present invention;
FIG. 2 is a front view of the razor package of FIG. 1;
FIG. 3 is a back view of the razor package of FIG. 1;
FIG. 4 is a right side view of the razor package of FIG. 1;
FIG. 5 is a left side view of the razor package of FIG. 1;
FIG. 6 is a top view of the razor package of FIG. 1; and,
FIG. 7 is a bottom view of the razor package of FIG. 1.
In the drawings, the broken lines show portions of a razor package that form no part of the claim. The dash-dot-dash lines define a boundary of the claimed design.

1 Claim, 5 Drawing Sheets



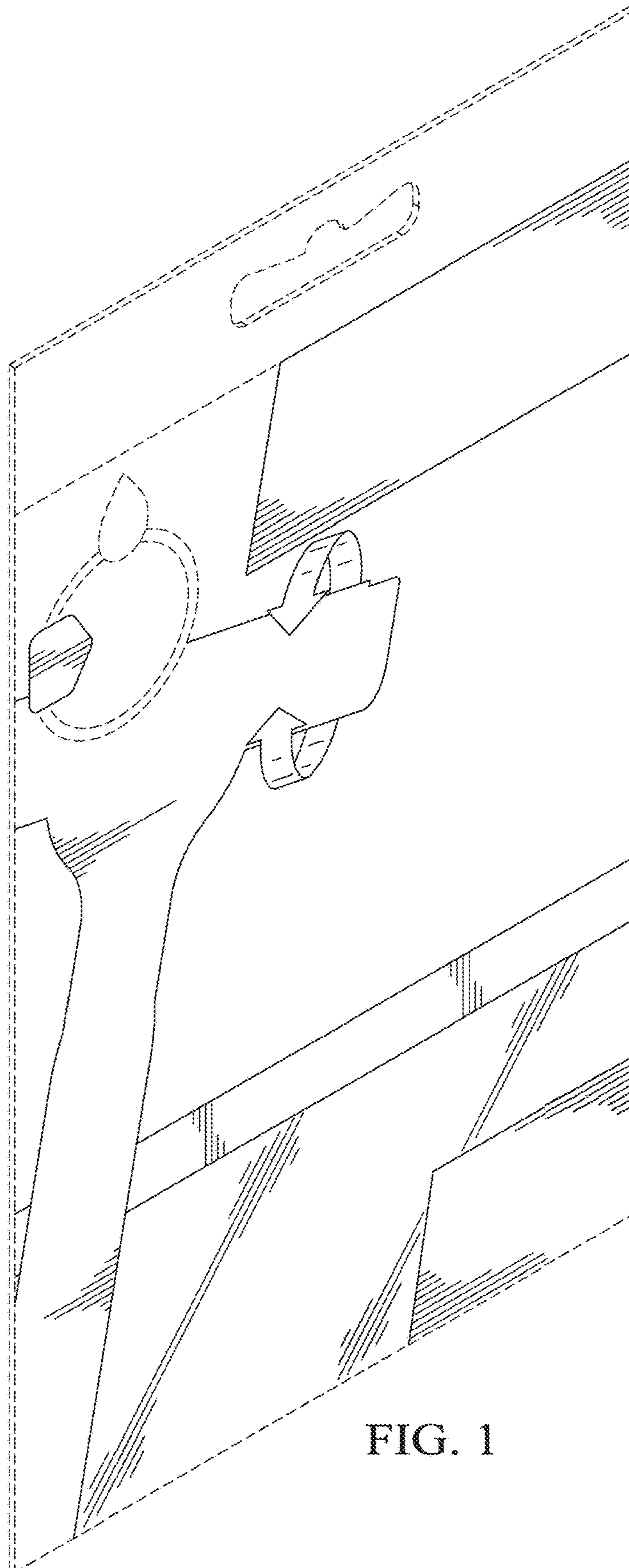


FIG. 1

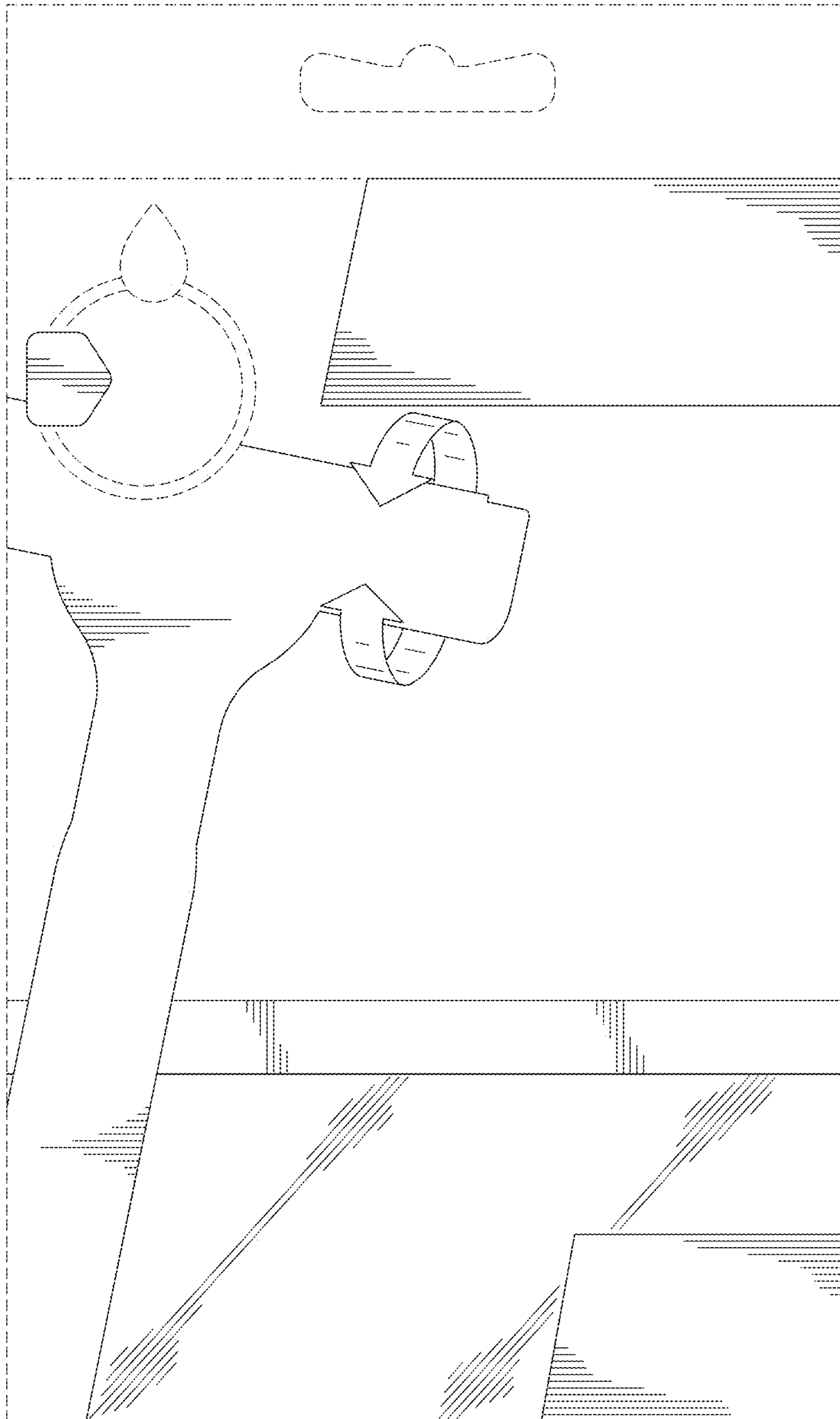


FIG. 2



FIG. 3

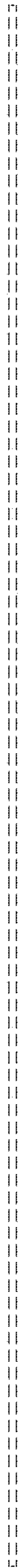


FIG. 4

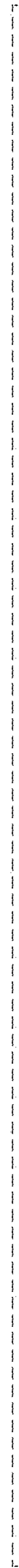


FIG. 5

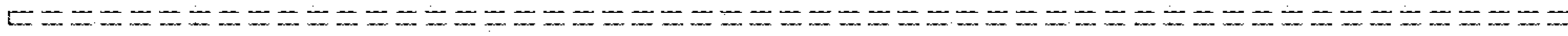


FIG. 6




FIG. 7