



US00D880270S

(12) **United States Design Patent** (10) **Patent No.:** **US D880,270 S**
Sung (45) **Date of Patent:** **** Apr. 7, 2020**

- (54) **FOLDABLE KNIFE**
- (71) Applicant: **Shao Ching Sung**, West Covina, CA (US)
- (72) Inventor: **Shao Ching Sung**, West Covina, CA (US)
- (**) Term: **15 Years**
- (21) Appl. No.: **29/605,519**
- (22) Filed: **May 26, 2017**
- (51) **LOC (12) Cl.** **08-03**
- (52) **U.S. Cl.**
USPC **D8/99**
- (58) **Field of Classification Search**
USPC D8/98, 99, 100, 105, 107; D22/118
CPC B26B 5/001; B26B 5/003; B26B 11/00;
B26B 1/02; B26B 1/10; B26B 1/04;
B26B 1/042; B26B 1/044; B26B 1/046
See application file for complete search history.

(56) **References Cited**

U.S. PATENT DOCUMENTS

- 6,276,063 B1 * 8/2001 Chen B26B 1/046
30/155
- D461,387 S * 8/2002 Glesser D8/99
- D570,180 S * 6/2008 Onion D8/99
- D633,772 S * 3/2011 Behler D8/99
- D653,520 S * 2/2012 Chang D8/99
- D732,918 S * 6/2015 Wang D8/99
- D772,676 S * 11/2016 Qiuliang D8/99

- D808,494 S * 1/2018 Marfione D22/118
- D811,848 S * 3/2018 Ogata D8/99

* cited by examiner

Primary Examiner — Philip S Hyder

(74) *Attorney, Agent, or Firm* — Che-Yang Chen; Law Offices of Scott Warmuth

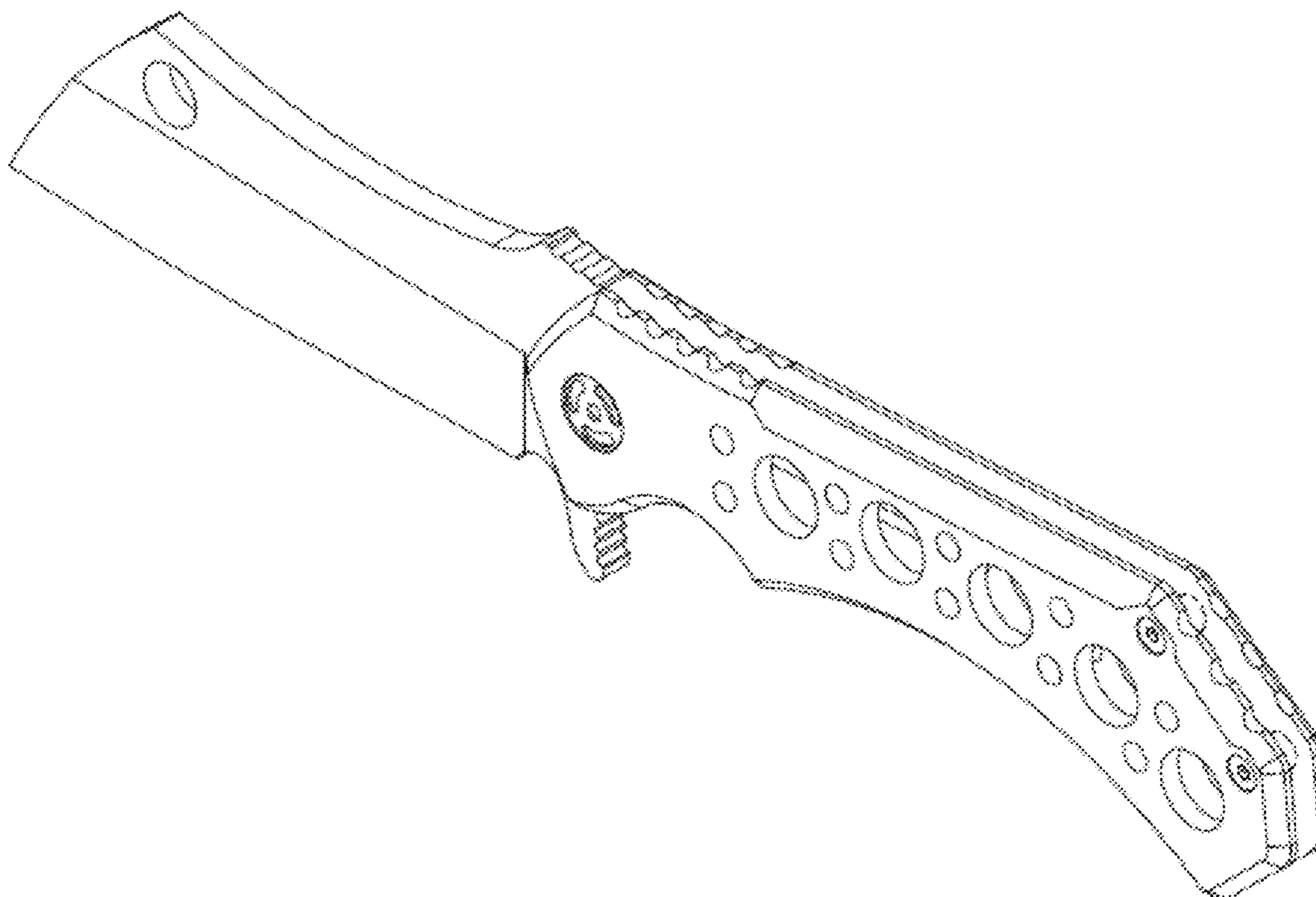
(57) **CLAIM**

The ornamental design for a foldable knife, as shown and described.

DESCRIPTION

FIG. 1 is a perspective view of a foldable knife showing my new design;
 FIG. 2 is a front elevational view thereof;
 FIG. 3 is a rear elevational view thereof;
 FIG. 4 is a left side elevational view thereof;
 FIG. 5 is a right side elevational view thereof;
 FIG. 6 is a top plan view thereof;
 FIG. 7 is a perspective view of the foldable knife when the blade thereof is received in the handle portion.
 FIG. 8 is a front elevational view of the foldable knife when the blade thereof is received in the handle portion; and,
 FIG. 9 is a rear elevational view of the foldable knife when the blade thereof is received in the handle portion.
 The broken lines depict portions of the foldable knife in which the design is embodied that are not considered part of the claimed design.

1 Claim, 5 Drawing Sheets



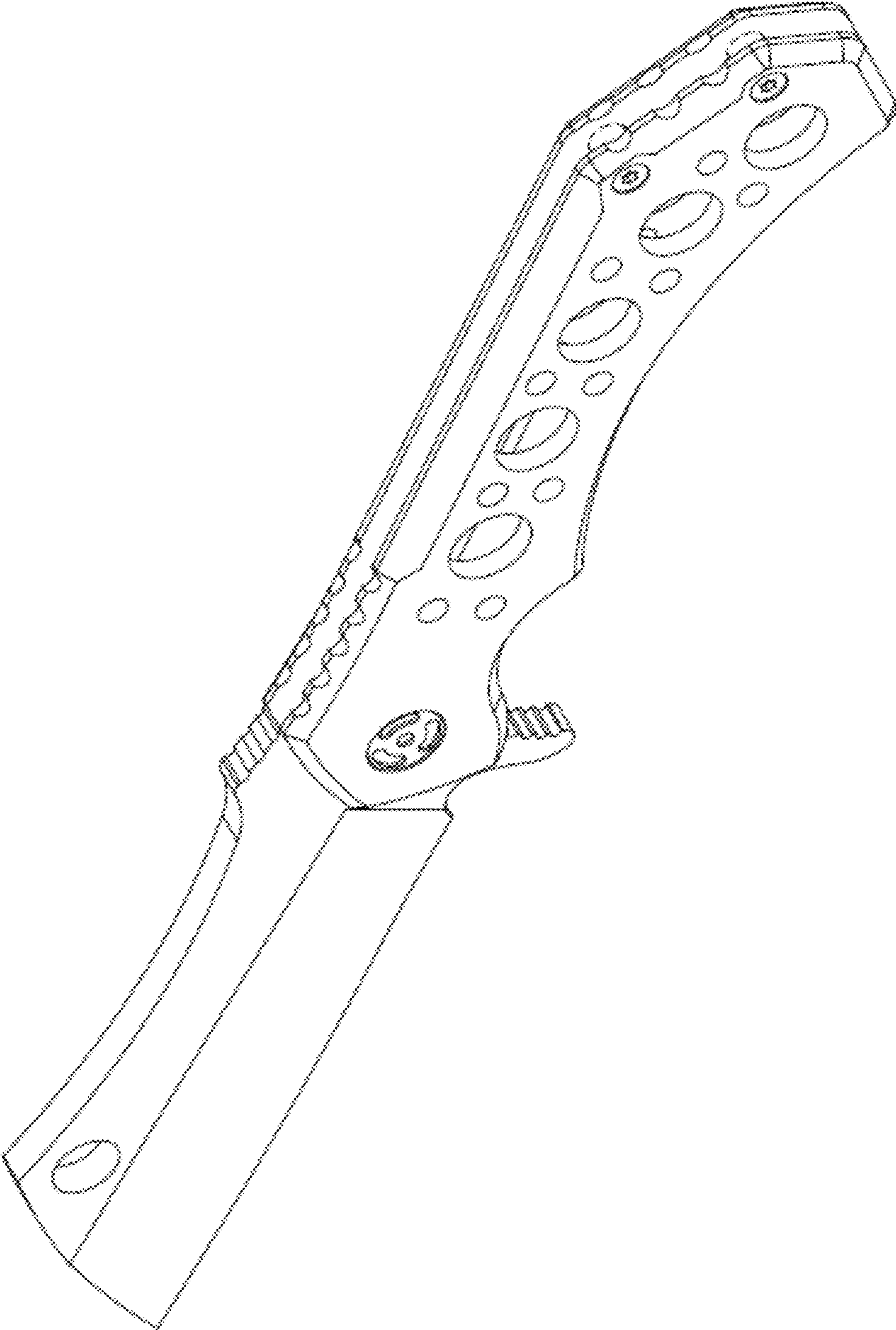


FIG. 1

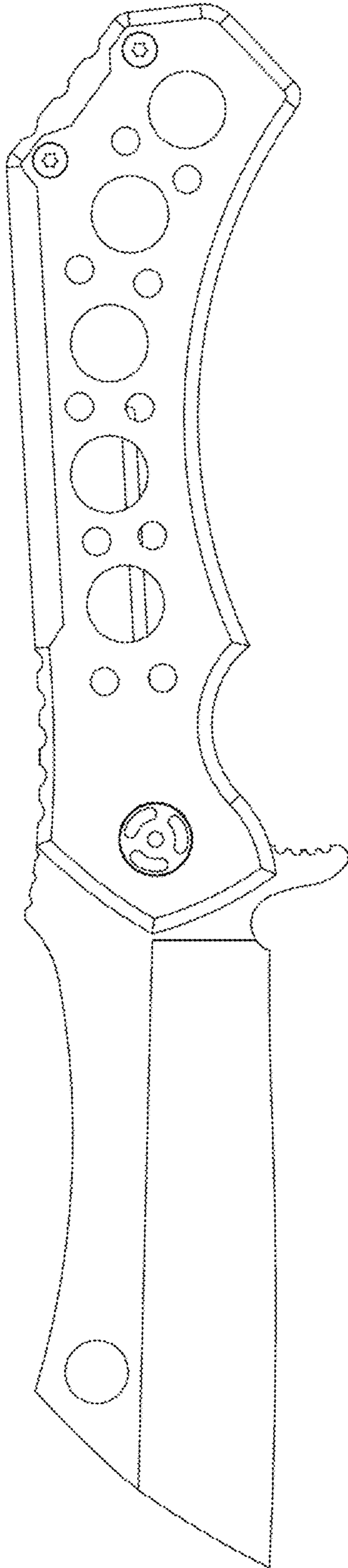


FIG. 2

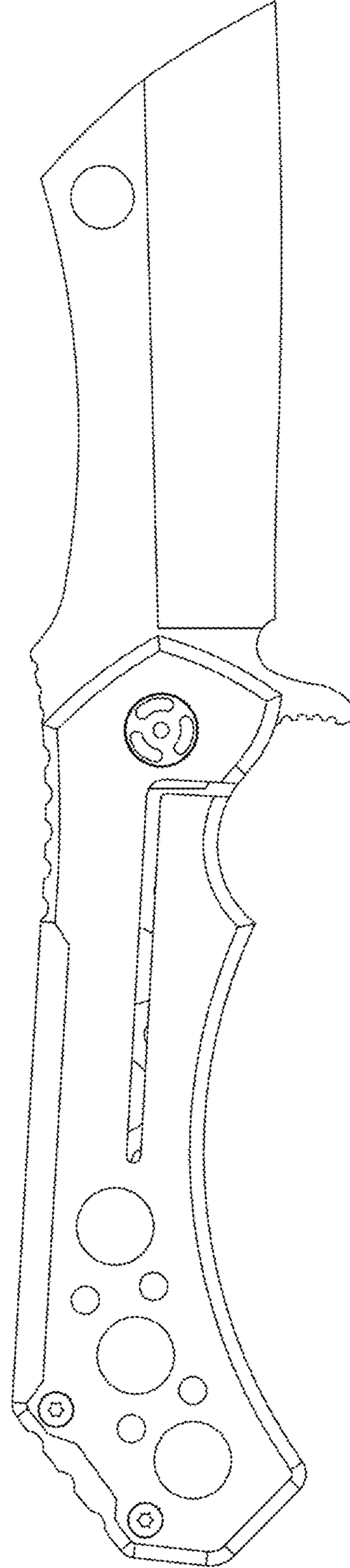


FIG. 3




FIG. 4




FIG. 5

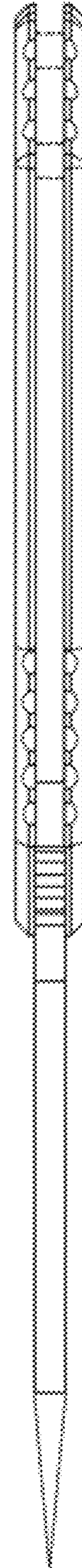


FIG. 6

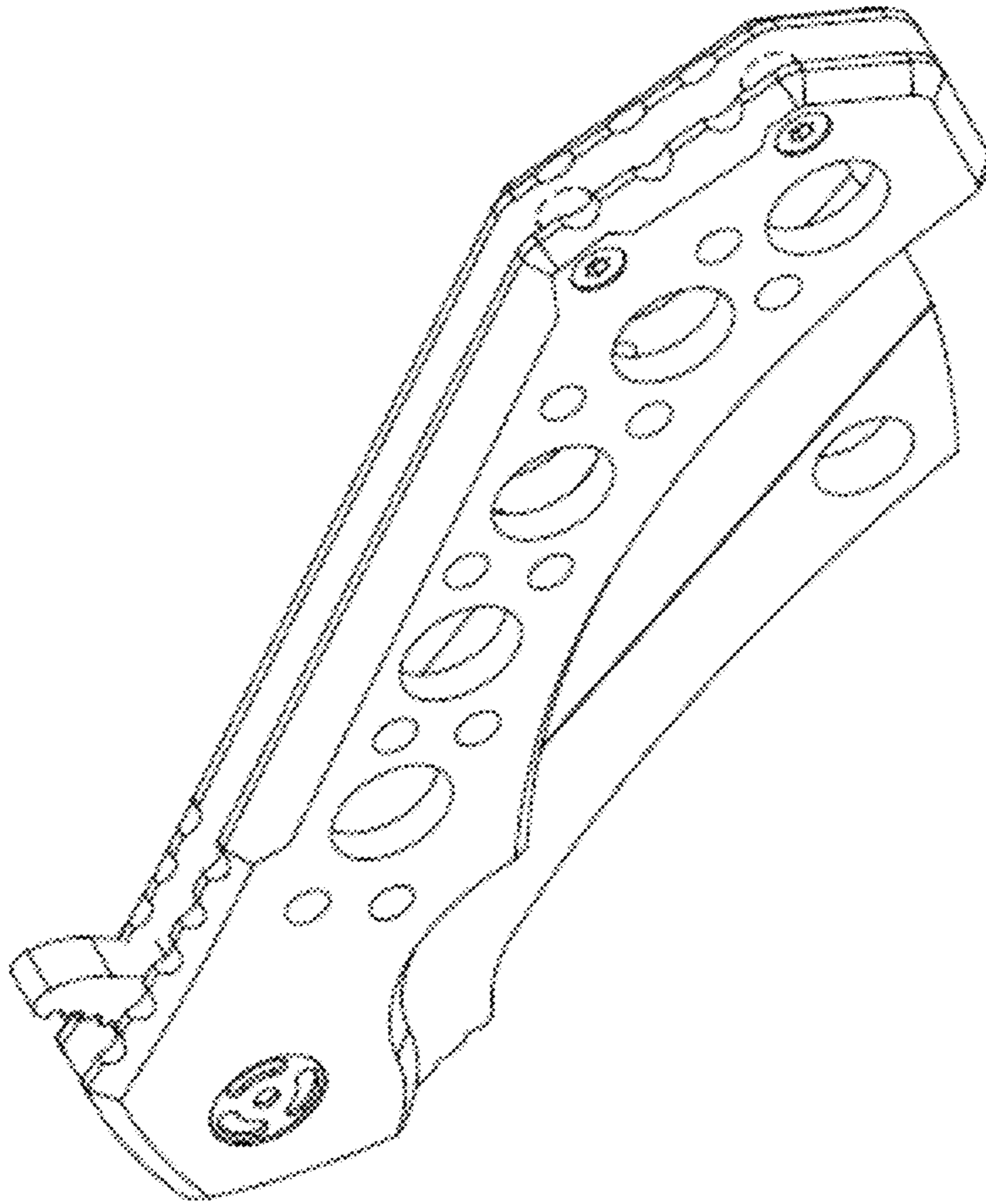


FIG. 7

FIG. 8

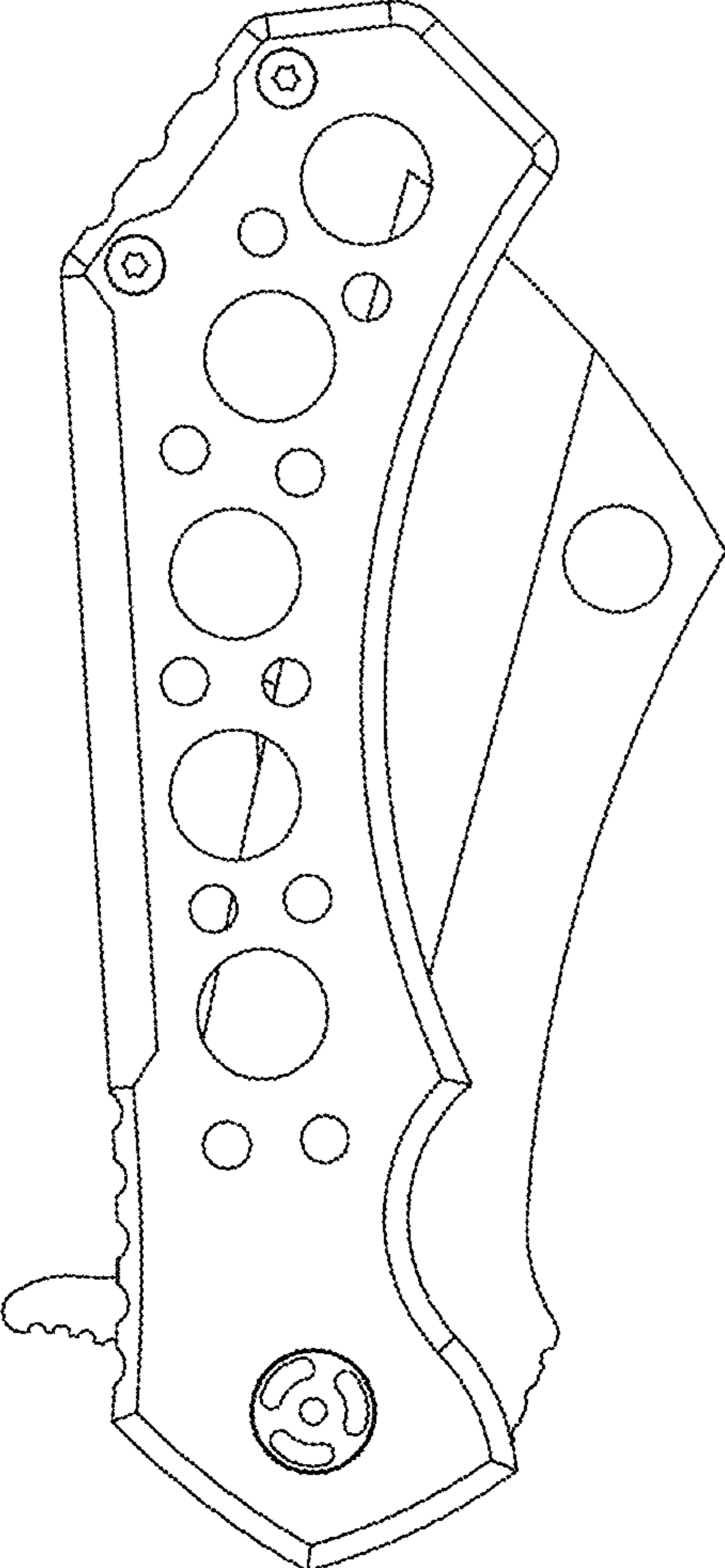


FIG. 9

