



US00D880250S

(12) **United States Design Patent** (10) **Patent No.:** **US D880,250 S**
Alexander et al. (45) **Date of Patent:** **** Apr. 7, 2020**

(54) **COOLER**

(71) Applicant: **Ember Technologies, Inc.**, Westlake Village, CA (US)
(72) Inventors: **Clayton Alexander**, Westlake Village, CA (US); **Daren John Leith**, Agoura Hills, CA (US); **Jacob William Emmert**, Westchester, CA (US); **Mikko Juhani Timperi**, San Marcos, CA (US); **Joseph Lyle Koch**, Anaheim, CA (US)

(73) Assignee: **Ember Technologies, Inc.**, Westlake Village, CA (US)

(**) Term: **15 Years**

(21) Appl. No.: **29/644,801**

(22) Filed: **Apr. 20, 2018**

(51) **LOC (12) Cl.** **07-01**

(52) **U.S. Cl.**
USPC **D7/605**

(58) **Field of Classification Search**
USPC D7/603–608, 629, 630; D3/272–274
CPC .. A45C 11/20; A45C 9/00; A45C 5/14; A45C 5/03; F25D 3/14; F25D 3/08; F25D 3/12; F25D 2400/08; F25D 31/005; B65D 81/3813; B65D 81/3823; B65D 81/3888; B65D 81/3889; B65D 81/3816; B65D 81/3858; F24D 2331/804; A47J 41/022; A47G 19/2288; F25B 19/00

See application file for complete search history.

(56) **References Cited**

U.S. PATENT DOCUMENTS

D272,223 S *	1/1984	Daenen	D7/629
D464,485 S	10/2002	Sward		
D573,844 S	7/2008	Hanson		
D633,342 S *	3/2011	Paslawski	D7/606
D741,115 S *	10/2015	Lane	D7/608
D780,521 S	3/2017	Garcia		
D782,253 S *	3/2017	Boroski	D7/608

* cited by examiner

Primary Examiner — Terry A Wallace

(74) *Attorney, Agent, or Firm* — Knobbe, Martens, Olson & Bear LLP

(57) **CLAIM**

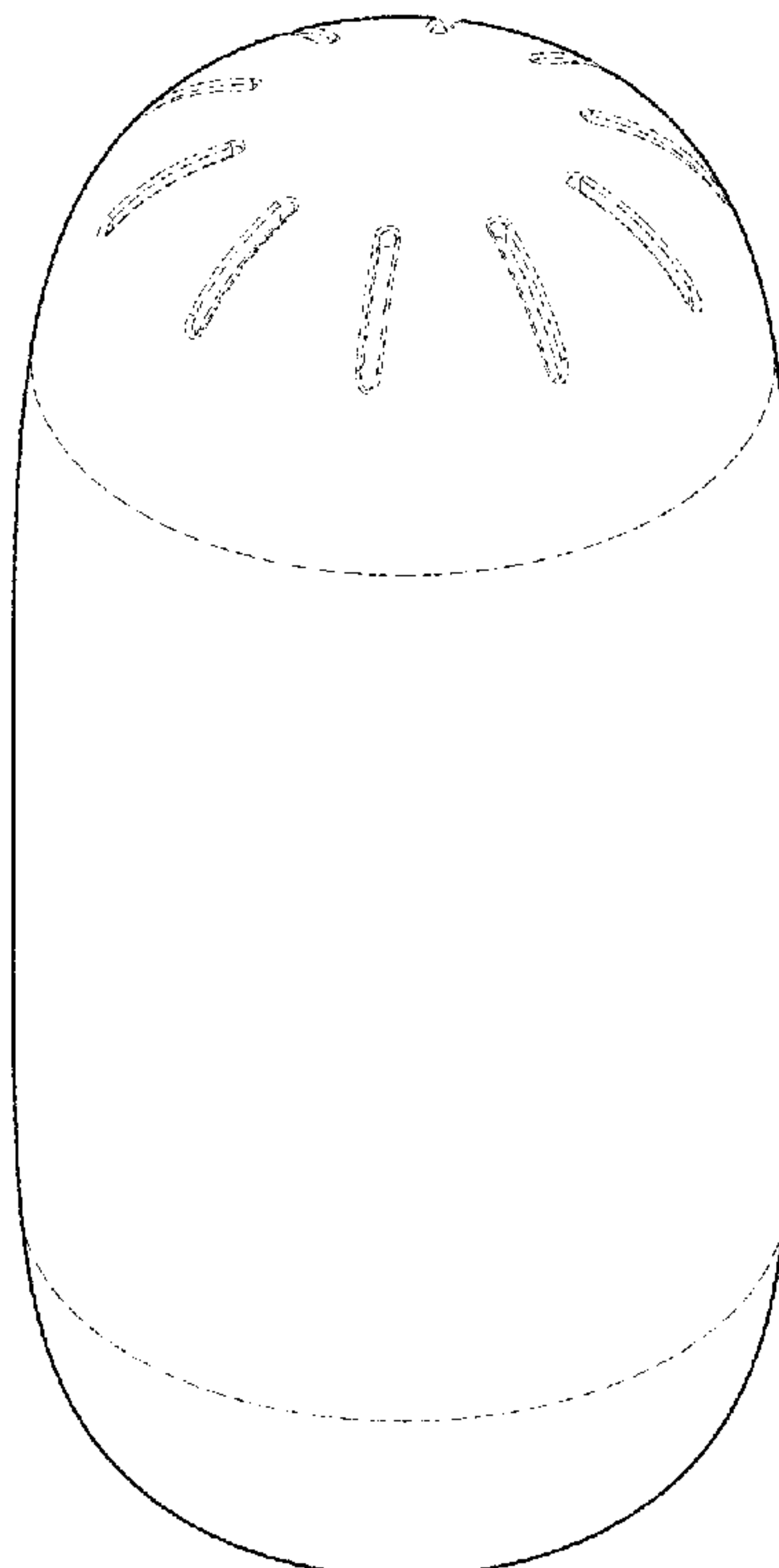
The ornamental design for a cooler, as shown and described.

DESCRIPTION

FIG. 1 is a top perspective view of a cooler, according to one embodiment of our new design;
FIG. 2 is a top view thereof;
FIG. 3 is a bottom view thereof;
FIG. 4 is a front view thereof; and
FIG. 5 is a rear view thereof.
FIG. 6 is a top view of a cooler, according to another embodiment of our new design;
FIG. 7 is a bottom view thereof; and,
FIG. 8 is a front view thereof, the rear view being a mirror image.

Broken lines are used to illustrate border lines of the cooler that form no part of the claimed design.

1 Claim, 6 Drawing Sheets



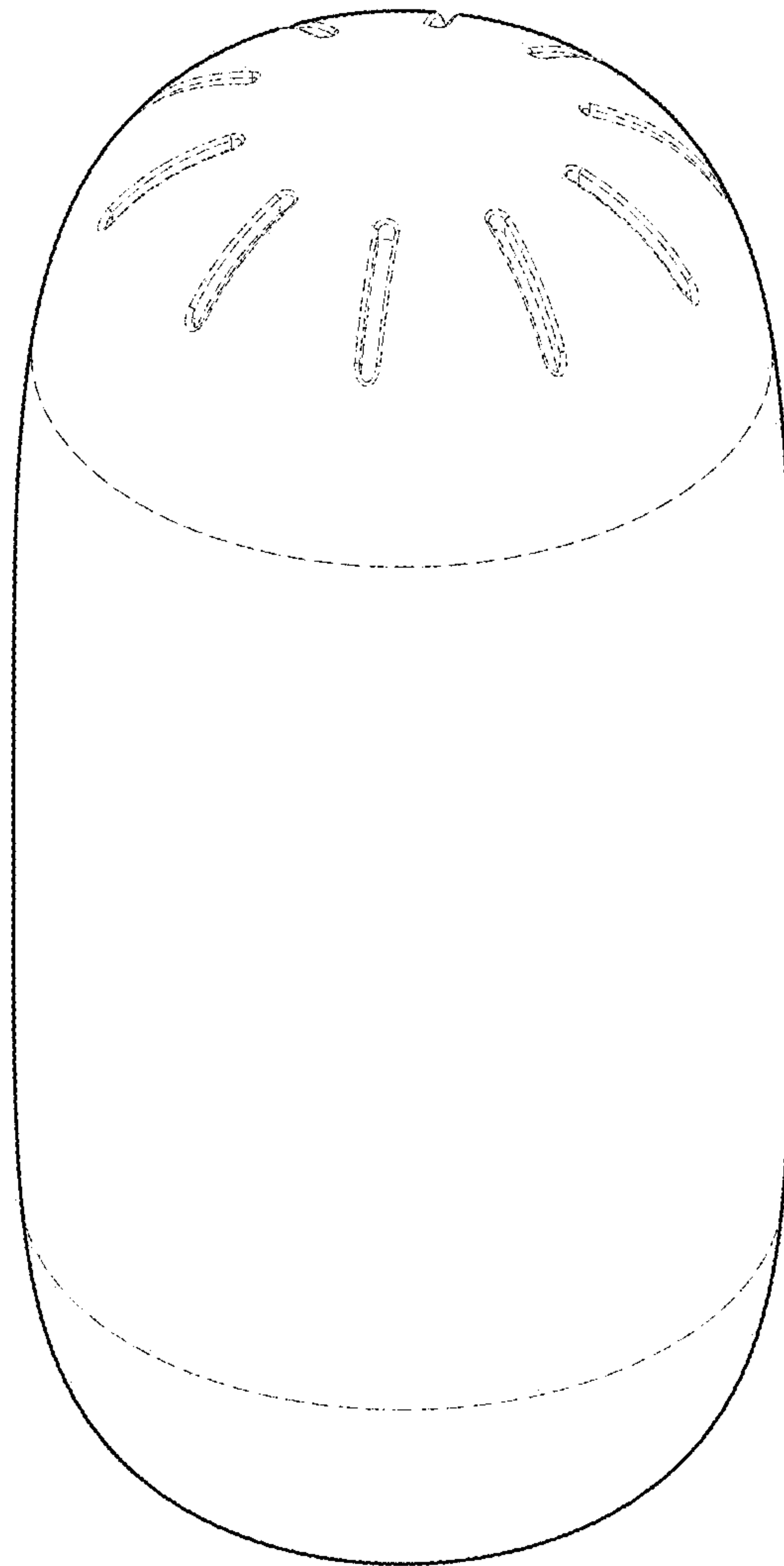


FIG. 1

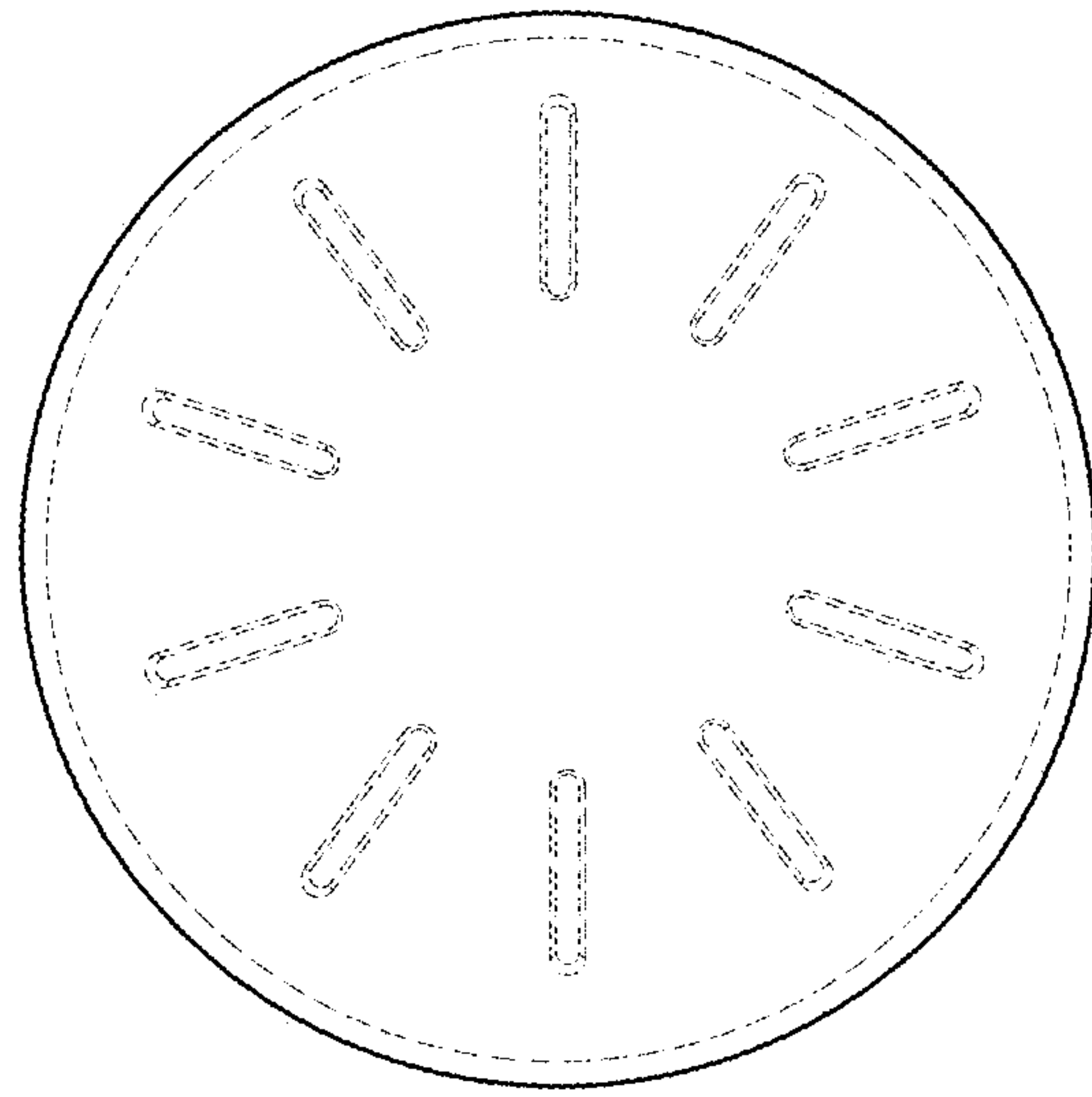


FIG. 2




FIG. 3




FIG. 4




FIG. 5

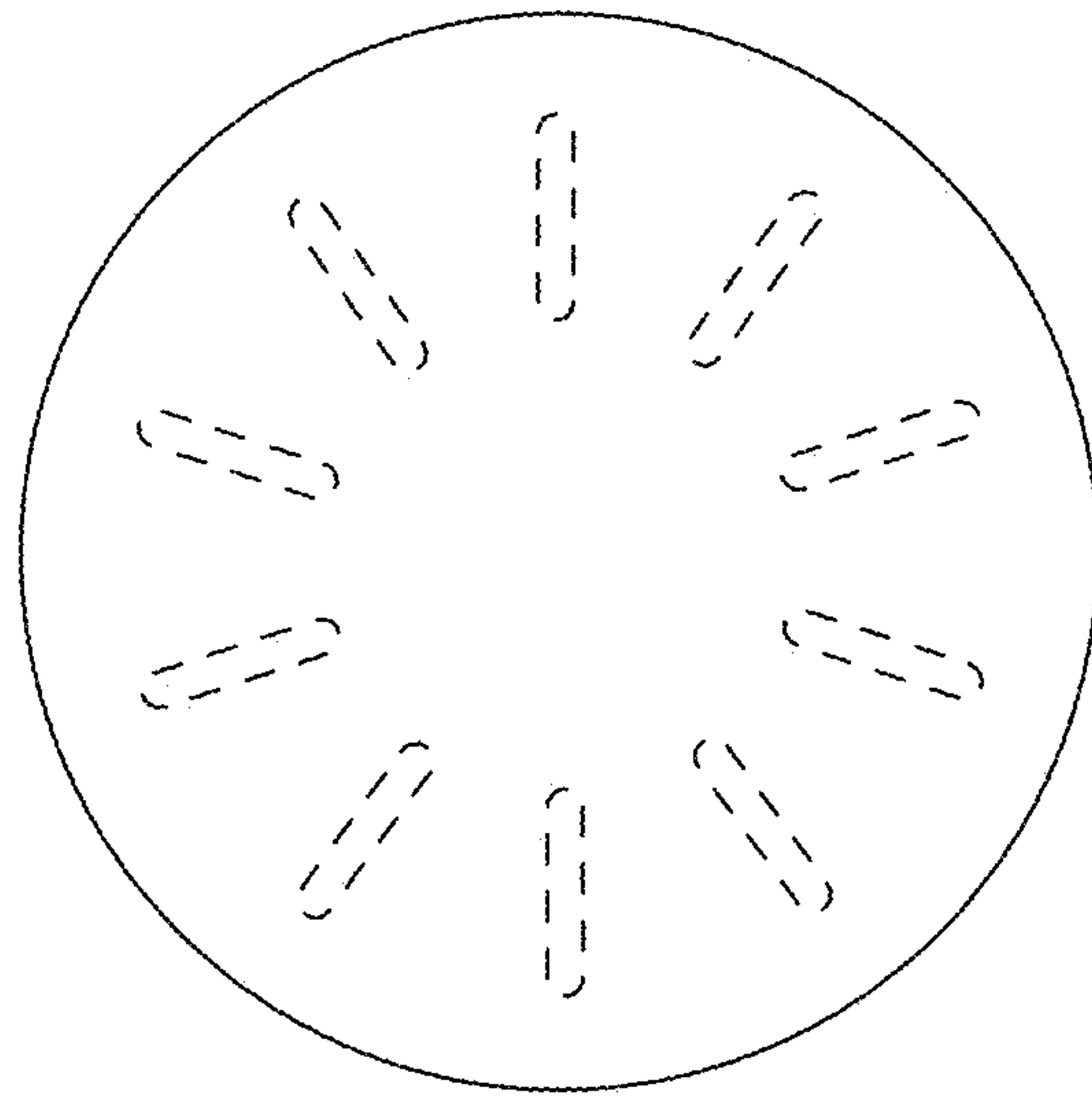


FIG. 6




FIG. 7




FIG. 8