



US00D880246S

(12) **United States Design Patent**
Choi et al.

(10) **Patent No.:** **US D880,246 S**

(45) **Date of Patent:** **** Apr. 7, 2020**

(54) **FOOD AND DRINK RECEPTACLE**

(71) Applicants: **SeEun J. Choi**, South Plainfield, NJ
(US); **John W. Choi**, South Plainfield,
NJ (US)

(72) Inventors: **SeEun J. Choi**, South Plainfield, NJ
(US); **John W. Choi**, South Plainfield,
NJ (US)

(**) Term: **15 Years**

(21) Appl. No.: **29/711,421**

(22) Filed: **Oct. 31, 2019**

Related U.S. Application Data

(60) Division of application No. 29/688,633, filed on Apr. 23, 2019, which is a continuation of application No. 15/605,256, filed on May 25, 2017.

(51) **LOC (12) Cl.** **07-01**

(52) **U.S. Cl.**
USPC **D7/553.6**

(58) **Field of Classification Search**
USPC D6/672, 677; D7/550.1, 553.1, 553.6,
D7/553.8, 554.2, 601-602
CPC A47B 23/00; A47B 23/002; B65D 1/34;
B65D 21/00; B65D 21/0204; A47G
19/02; A47G 23/06; A47G 23/0641
See application file for complete search history.

(56) **References Cited**

U.S. PATENT DOCUMENTS

1,665,289 A 4/1928 Weaver
D466,407 S * 12/2002 Nance D9/424
D493,035 S * 7/2004 Bergman D3/304
D595,154 S * 6/2009 Nicholson D9/425
D669,368 S * 10/2012 Ehrmann D9/424
D697,281 S * 1/2014 Bergman D32/53.1
D710,701 S * 8/2014 Lai D24/123

D727,107 S * 4/2015 Parodi, Jr. D7/396.2
9,078,535 B1 7/2015 Buck
D737,054 S * 8/2015 Winston D3/304
D748,991 S * 2/2016 Cerrato D9/737
D762,980 S * 8/2016 Aller D3/304
D763,463 S * 8/2016 Hoke D24/224
D771,804 S * 11/2016 York D24/123
RE46,245 E * 12/2016 Vujea D7/555
9,884,700 B2 2/2018 Kao
D815,941 S * 4/2018 Haddad D9/429
D817,756 S * 5/2018 Montarras D9/424
D821,141 S * 6/2018 Youngmann D7/412
D835,467 S * 12/2018 Dolinsky D7/553.6
D866,345 S * 11/2019 Cerrato D9/737

(Continued)

Primary Examiner — Kelley A Donnelly

(74) *Attorney, Agent, or Firm* — Walter J. Tencza, Jr.

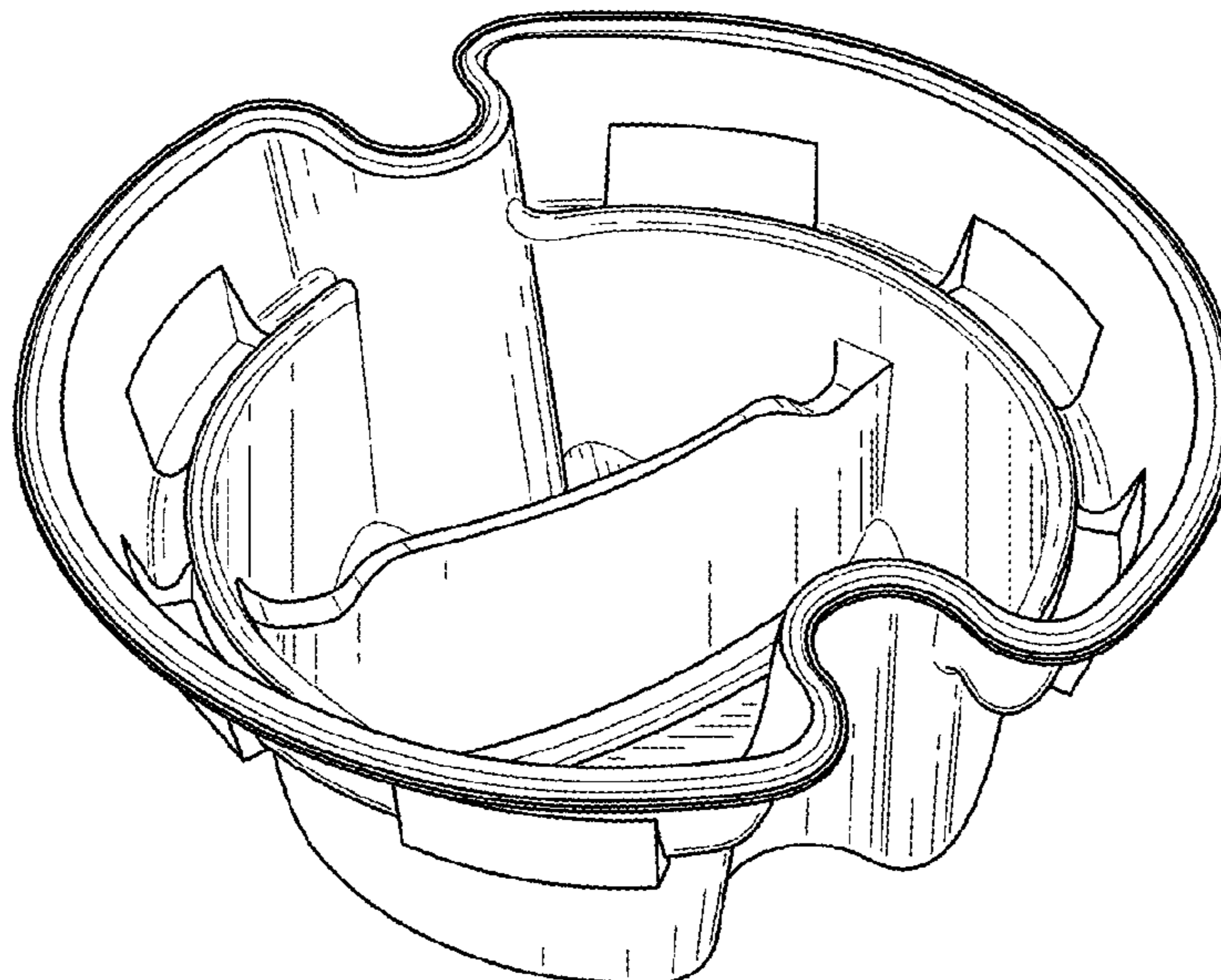
(57) **CLAIM**

We claim the ornamental design for the food and drink receptacle, as shown and described.

DESCRIPTION

FIG. 1 shows a top perspective view of a food and drink receptacle showing our design;
FIG. 2 shows a bottom perspective view of the food and drink receptacle of FIG. 1;
FIG. 3 is a front elevation view of the food and drink receptacle of FIG. 1;
FIG. 4 is a rear elevation view of the food and drink receptacle of FIG. 1;
FIG. 5 is a right side elevation view of the food and drink receptacle of FIG. 1;
FIG. 6 shows a left side elevation view of the food and drink receptacle of FIG. 1;
FIG. 7 is a top plan view of the food and drink receptacle of FIG. 1; and,
FIG. 8 is a bottom plan view of the food and drink receptacle of FIG. 1.

1 Claim, 8 Drawing Sheets



(56)

References Cited

U.S. PATENT DOCUMENTS

2004/0232026 A1* 11/2004 Goeking A47J 36/027
206/459.1
2010/0108686 A1* 5/2010 Reichel B65D 1/36
220/556

* cited by examiner

Fig. 1

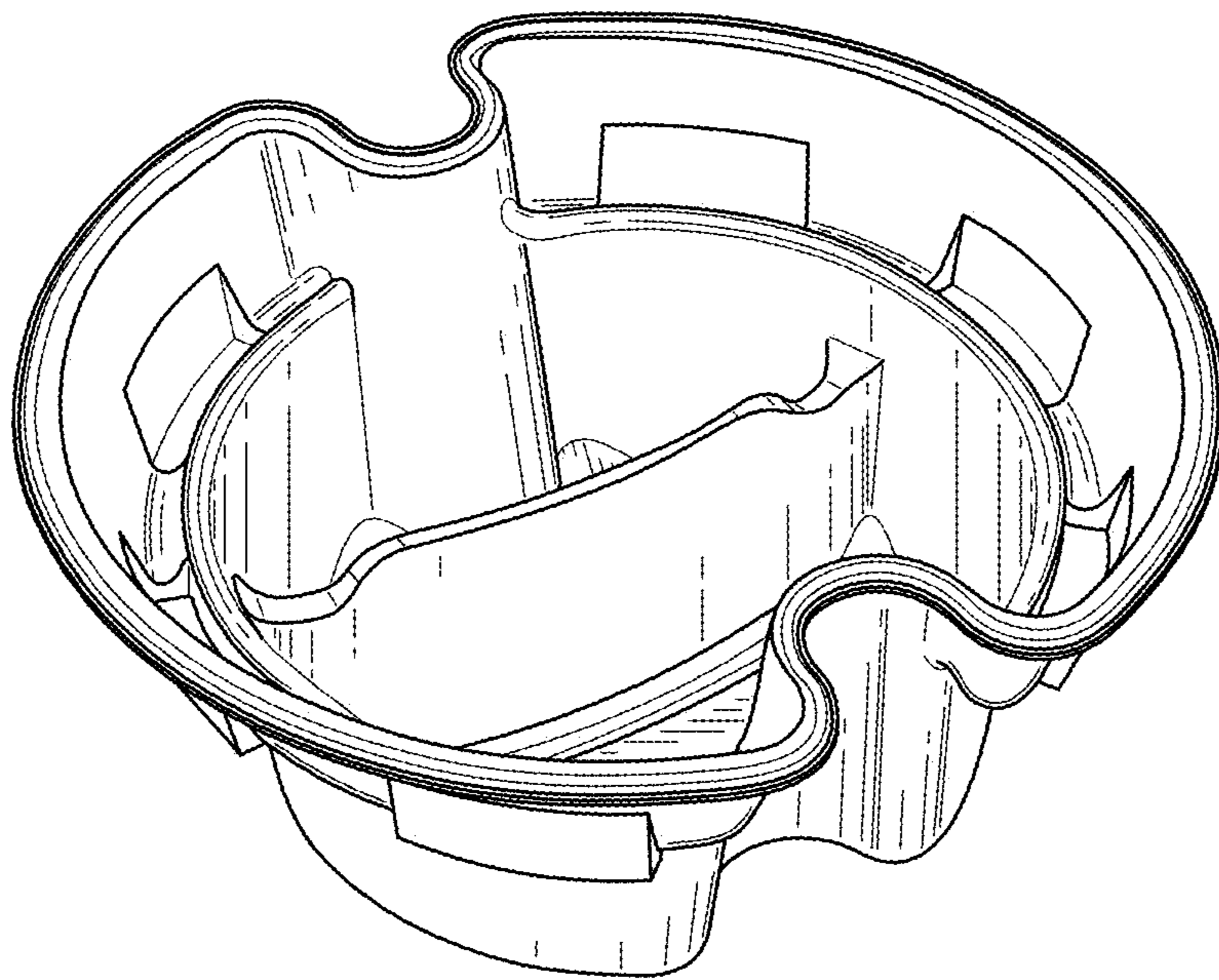


Fig. 2

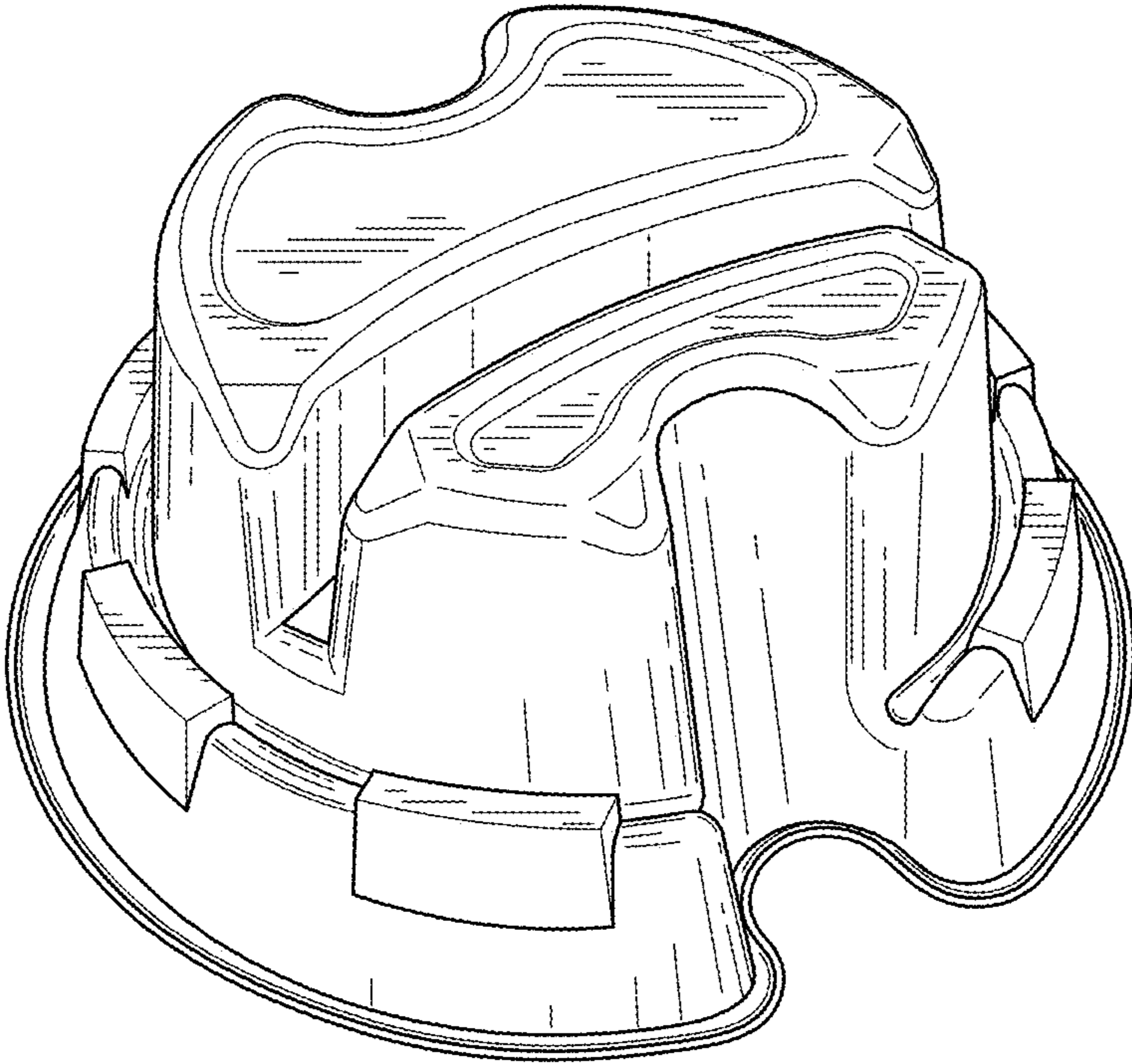


Fig. 3

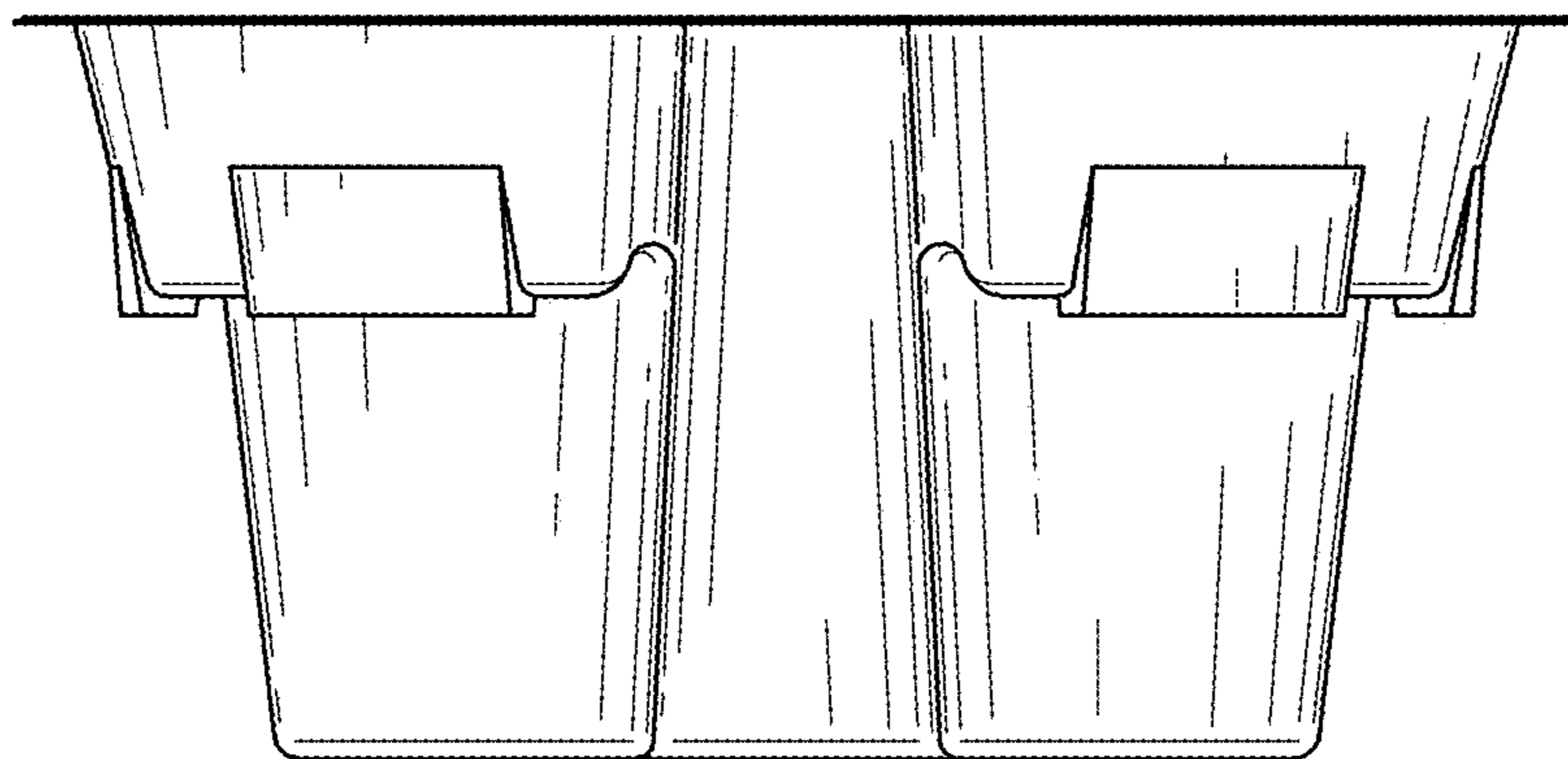


Fig. 4

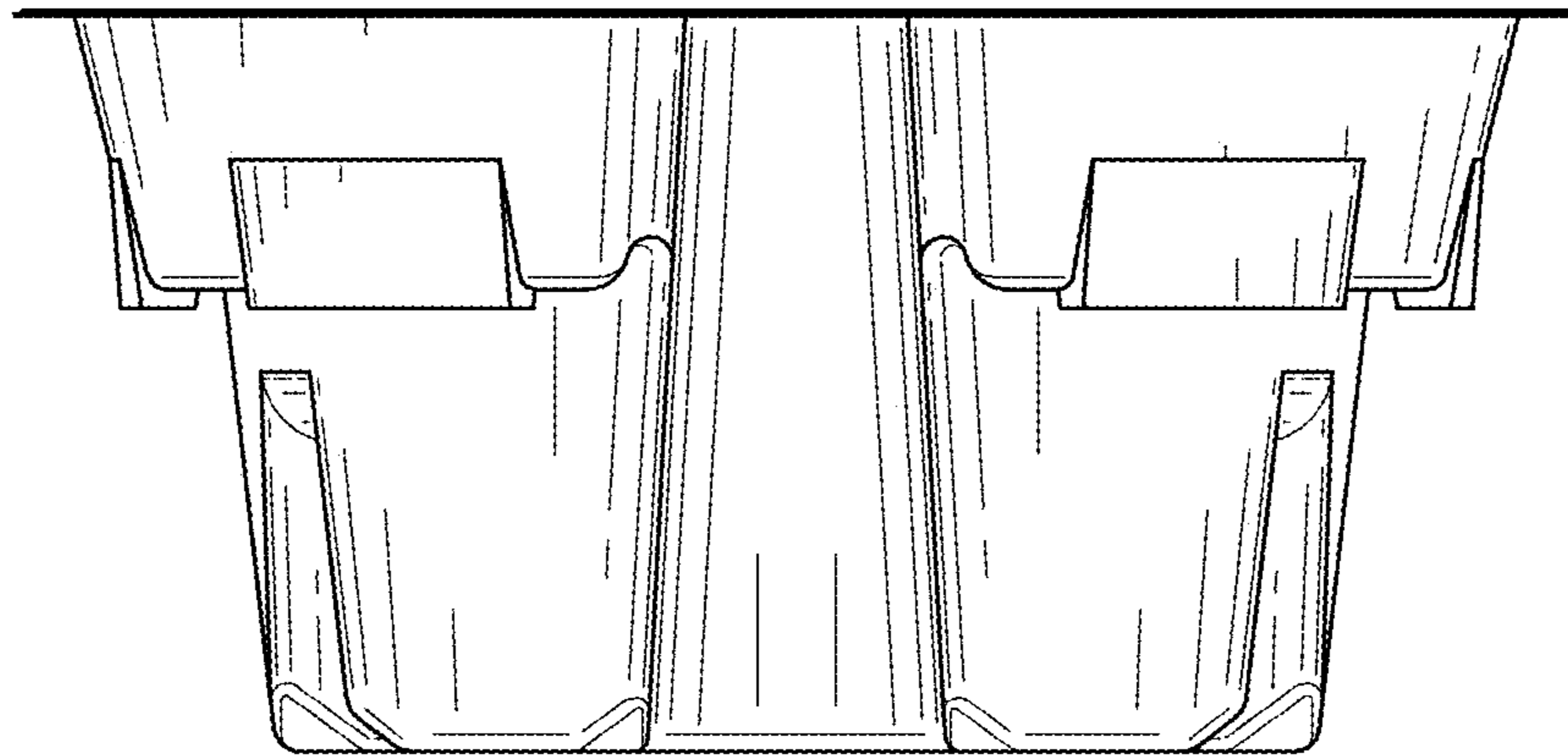


Fig. 5

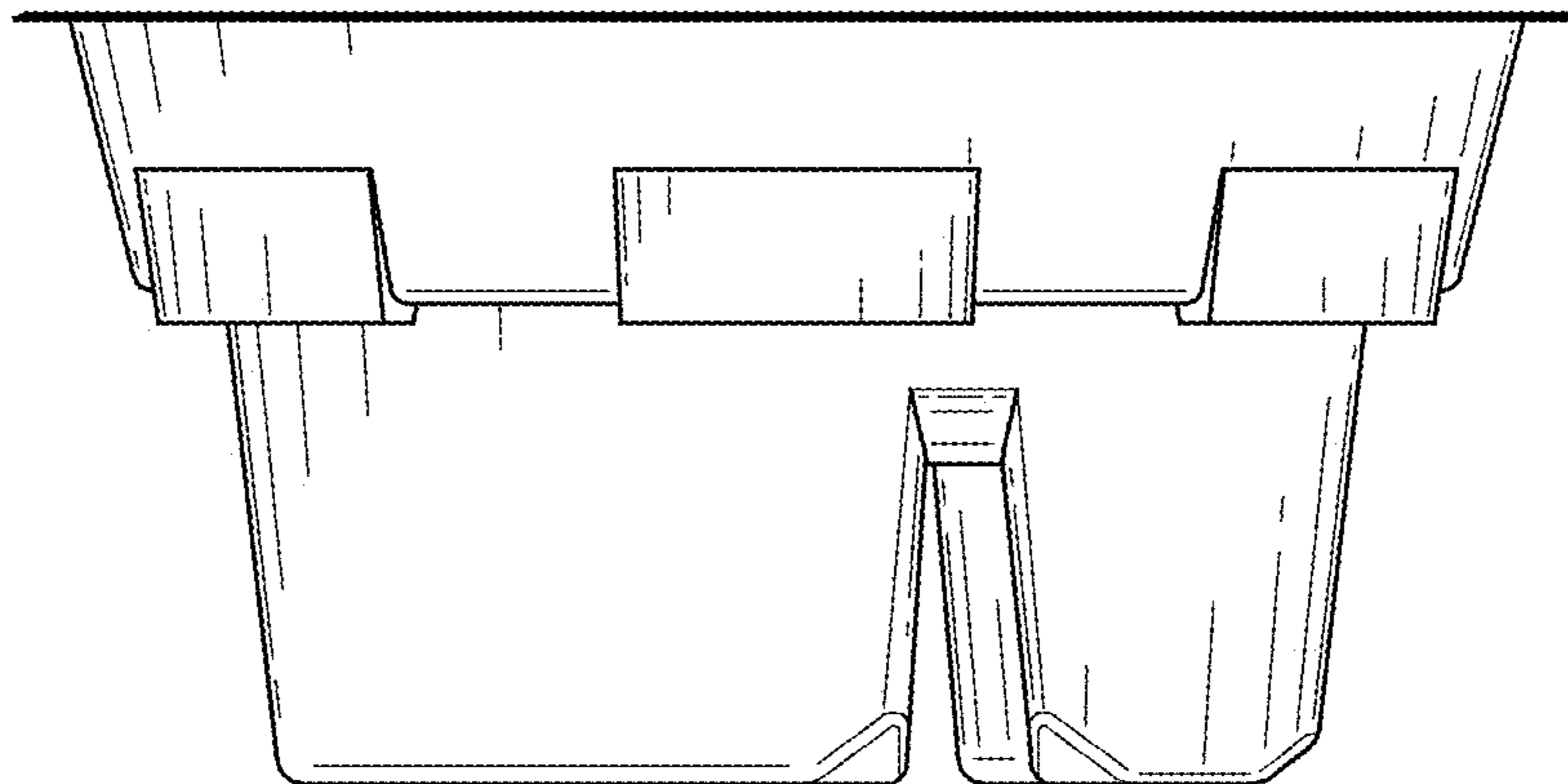


Fig. 6

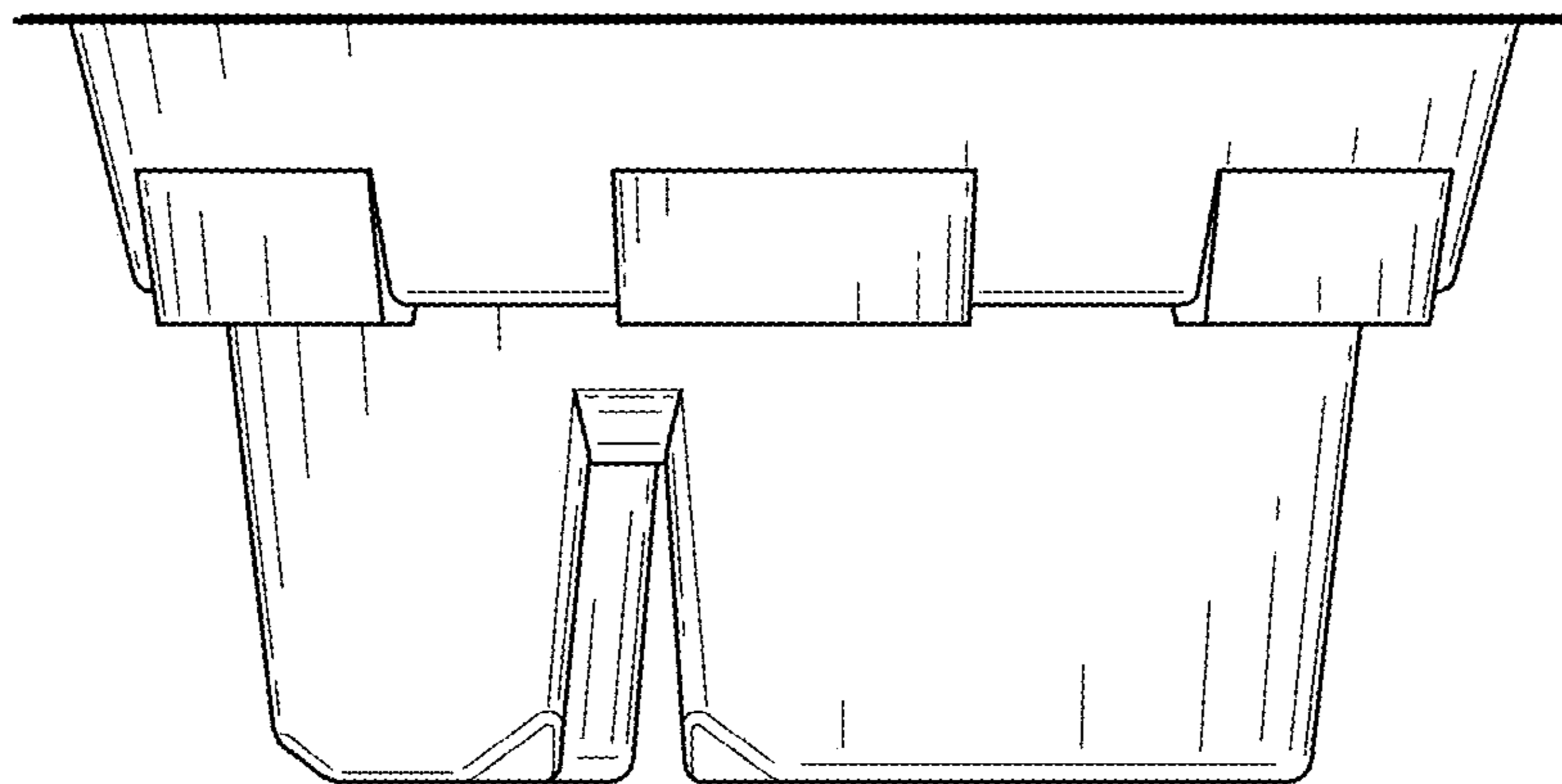


Fig. 7

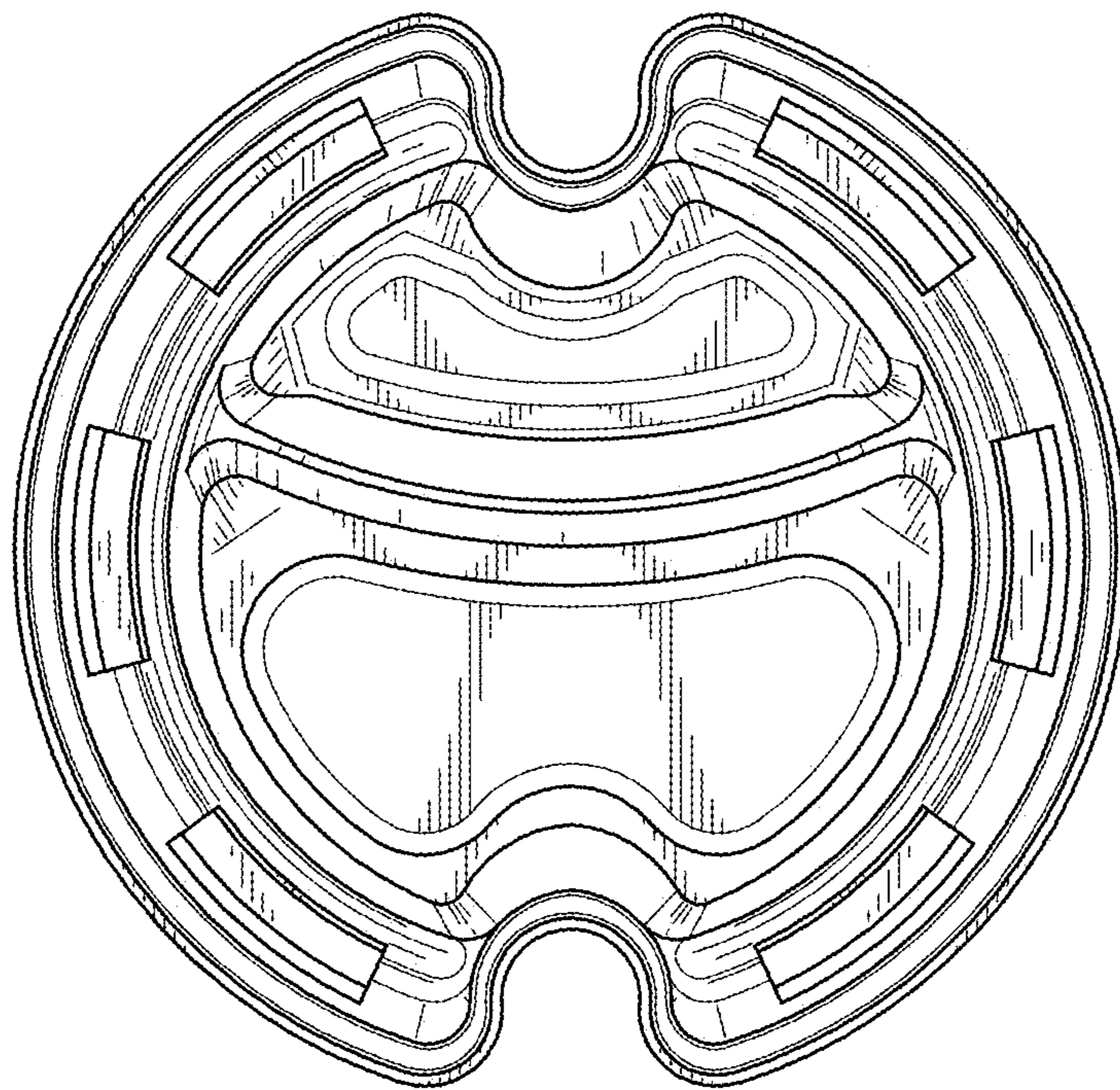


Fig. 8

