



US00D880244S

(12) **United States Design Patent**  
**De Oliveira**

(10) **Patent No.:** **US D880,244 S**

(45) **Date of Patent:** **\*\* Apr. 7, 2020**

(54) **TABLEWARE**

4,130,215 A *	12/1978	Corey .....	A47G 19/2205 220/719
D517,370 S *	3/2006	Kingsley .....	D7/532
D549,523 S *	8/2007	Montes .....	D7/509
D550,037 S *	9/2007	Ranzoni .....	D7/519
D571,150 S *	6/2008	Franco .....	D7/507
D613,997 S *	4/2010	Kingsley .....	D7/529
D663,163 S *	7/2012	Dick .....	D7/507
D699,075 S *	2/2014	Mariotti .....	D7/521
D803,625 S *	11/2017	Garcia .....	D7/532

(71) Applicant: **GRESTEL—Produtos Cerâmicos, S.A., Vagos (PT)**

(72) Inventor: **Manuel António Torres De Oliveira, Vagos (PT)**

(73) Assignee: **GRESTEL-Produtos Cerâmicos, S.A., Vagos (PT)**

\* cited by examiner

(\*\*) Term: **15 Years**

Primary Examiner — Jae Liang

(21) Appl. No.: **29/653,783**

(74) Attorney, Agent, or Firm — Mark M. Friedman

(22) Filed: **Jun. 19, 2018**

(30) **Foreign Application Priority Data**

Dec. 19, 2017 (EP) ..... 004556256-0002

(51) **LOC (12) Cl.** ..... **07-01**

(52) **U.S. Cl.**  
USPC ..... **D7/536; D7/533**

(58) **Field of Classification Search**  
USPC ..... D7/507, 509, 510, 511, 512, 523, 532,  
D7/529, 531, 533, 535, 536, 608;  
D9/503, 504, 552, 435, 447; D11/143,  
D11/144, 152, 153; D24/197  
CPC ..... A47J 41/0077; A47J 41/02; A47G 19/22;  
A47G 19/2205; A47G 2019/2277; A47G  
19/2288; A45F 3/20; B65D 43/02  
See application file for complete search history.

(56) **References Cited**

**U.S. PATENT DOCUMENTS**

3,069,046 A *	12/1962	Gram .....	A47G 19/06 215/383
3,890,484 A *	6/1975	Kamins .....	A47J 36/2466 219/432

(57) **CLAIM**

The ornamental design for tableware, as shown and described.

**DESCRIPTION**

FIG. 1 is a top view of tableware showing my new design; FIG. 2 is a front view thereof; FIG. 3 is a cross section view showing a section taken along line 3-3 of FIG. 1; FIG. 4 is a bottom view thereof; FIG. 5 is a left side view thereof; FIG. 6 is a right side view thereof; FIG. 7 is a front and top perspective view thereof; and, FIG. 8 is an enlarged view of the encircled portion in FIG. 2.

The broken lines encircling and referencing enlargements and the broken lines forming the cross-section markers form no part of the claimed design.

**1 Claim, 4 Drawing Sheets**



Fig. 1

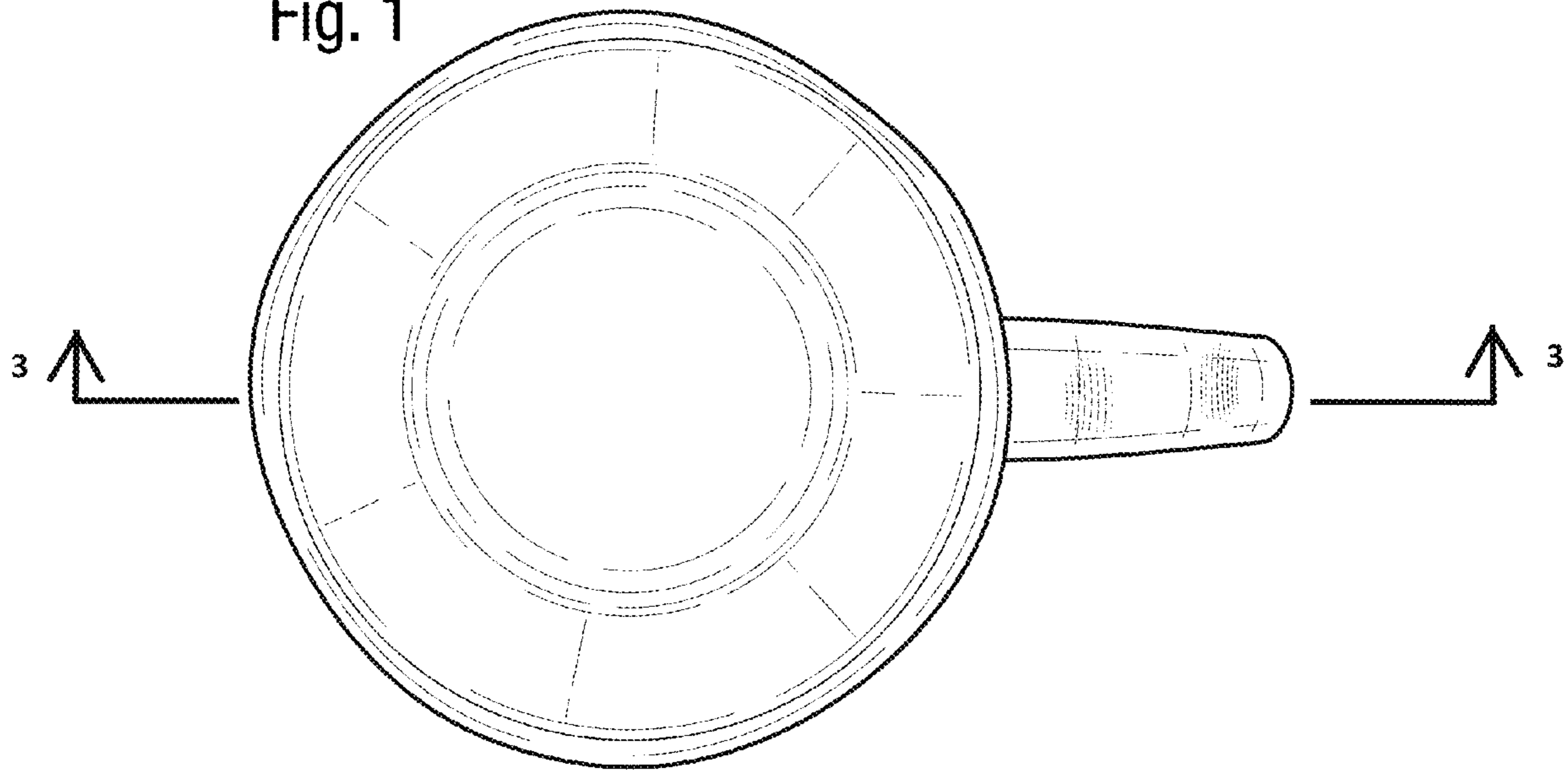


Fig. 2



Fig. 3




Fig. 4

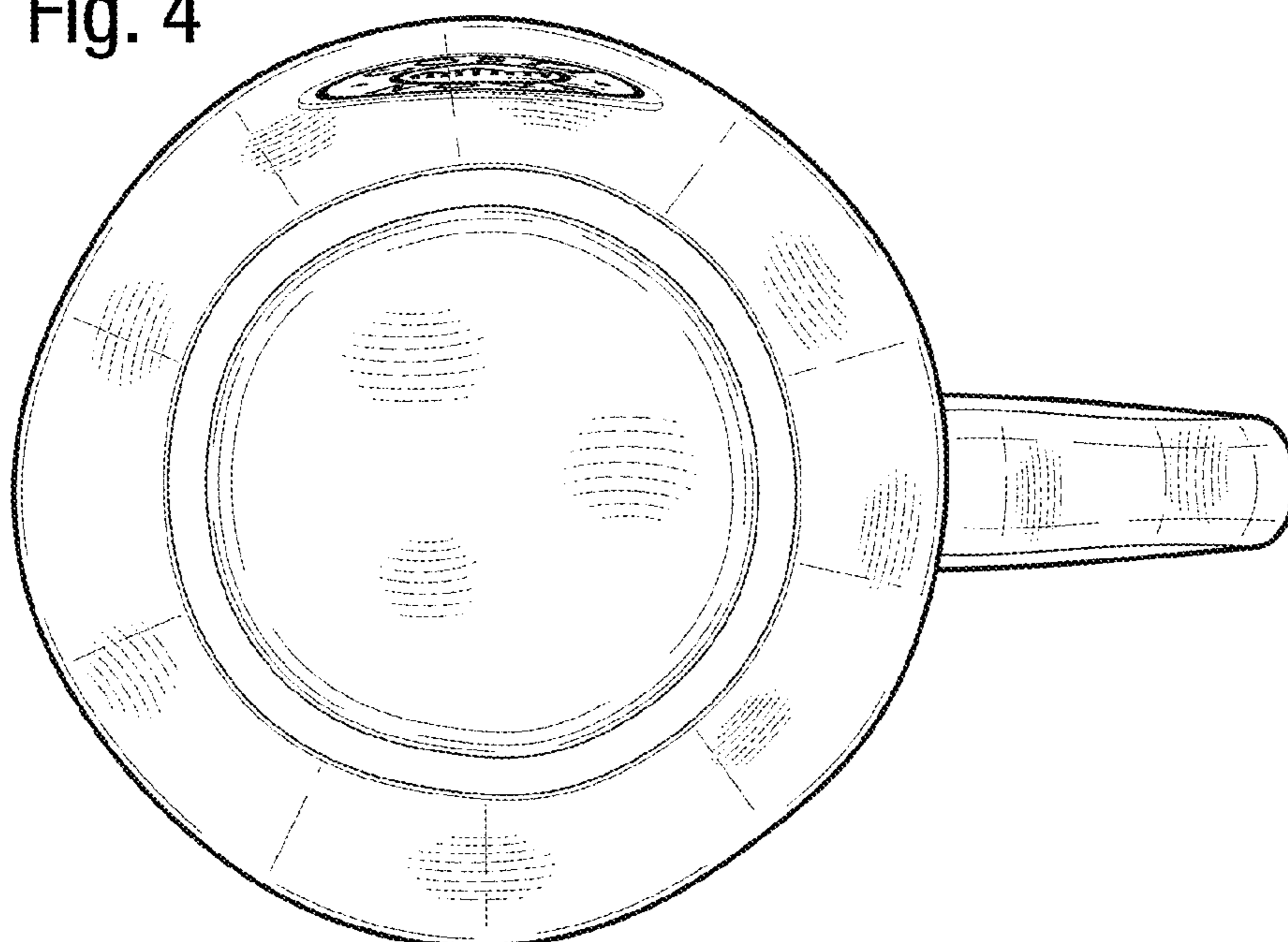


Fig. 5




Fig. 6

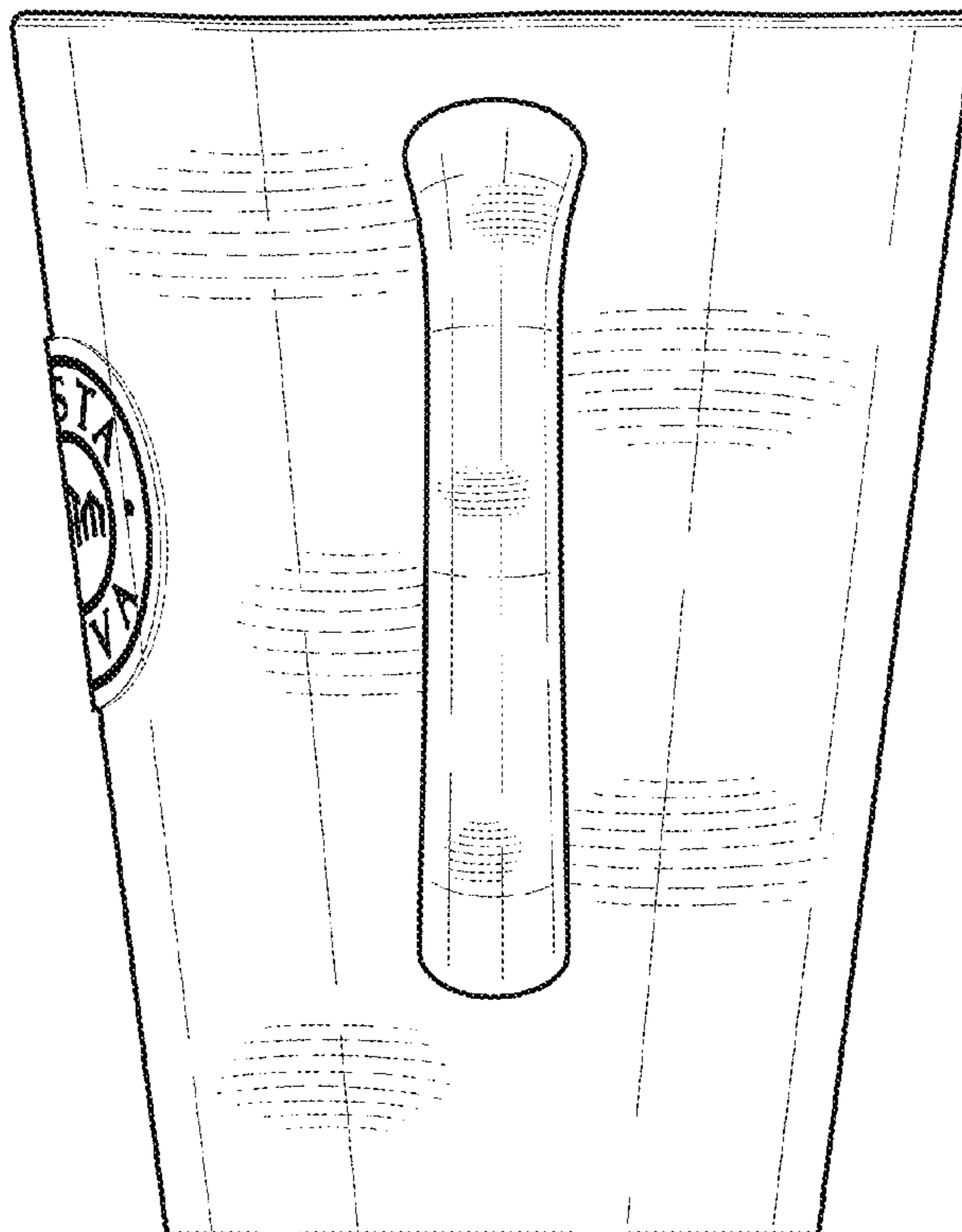


Fig. 7



Fig. 8

