



US00D880233S

(12) **United States Design Patent**  
**Hollinger**

(10) **Patent No.:** **US D880,233 S**  
(45) **Date of Patent:** **\*\* Apr. 7, 2020**

(54) **STACKABLE COOKWARE SUPPORT**

(71) Applicant: **E. MISHAN & SONS, INC.**, New York, NY (US)

(72) Inventor: **Fred Hollinger**, Monroe Township, NJ (US)

(73) Assignee: **E. MISHAN & SONS, INC.**, New York, NY (US)

(\*\*) Term: **15 Years**

(21) Appl. No.: **29/678,473**

(22) Filed: **Jan. 29, 2019**

**Related U.S. Application Data**

(62) Division of application No. 29/675,505, filed on Jan. 2, 2019.

(51) **LOC (12) Cl.** ..... **07-02**

(52) **U.S. Cl.**

USPC ..... **D7/401.2**; D7/354; D7/361

(58) **Field of Classification Search**

USPC ..... D7/323, 354-363, 391, 393-396, 409  
CPC ..... A47G 19/12; A47J 27/00; A47J 27/002;  
A47J 27/08; A47J 27/12; A47J 27/13;  
A47J 27/21; A47J 27/58; A47J 27/122;  
A47J 36/025; A47J 36/06; A47J 36/10;  
A47J 36/12; A47J 36/20; A47J 37/00;  
A47J 37/10; A47J 37/101; A47J 37/103;  
A47J 37/12; A47J 37/1204; A47J 43/288;  
A47J 45/061; A47J 45/071; A47J 45/06;  
A47J 45/08; B65D 21/0233; B65D 45/32;  
E05B 65/50; H02G 3/088; H05B 6/12

See application file for complete search history.

(56) **References Cited**

**U.S. PATENT DOCUMENTS**

1,268,017 A 5/1918 Knight  
2,037,807 A 4/1936 Lockwood

2,058,807 A 10/1936 Lockwood  
2,222,584 A 4/1937 Oltman  
2,116,487 A 5/1938 Jackson  
2,116,489 A 5/1938 Jackson  
2,199,687 A 5/1940 Blankenship  
2,624,487 A 1/1953 Fry  
2,633,266 A \* 3/1953 Cookson ..... B65D 45/32  
220/326  
3,477,609 A \* 11/1969 Winkler, Jr. .... H02G 3/088  
220/784  
3,641,920 A 2/1972 Kraft et al.  
4,204,609 A 5/1980 Kuhn  
(Continued)

**FOREIGN PATENT DOCUMENTS**

AU 41207/78 10/1978  
CA 1255240 6/1989

(Continued)

*Primary Examiner* — Ricky Pham

(74) *Attorney, Agent, or Firm* — Notaro, Michalos & Zaccaria P.C.

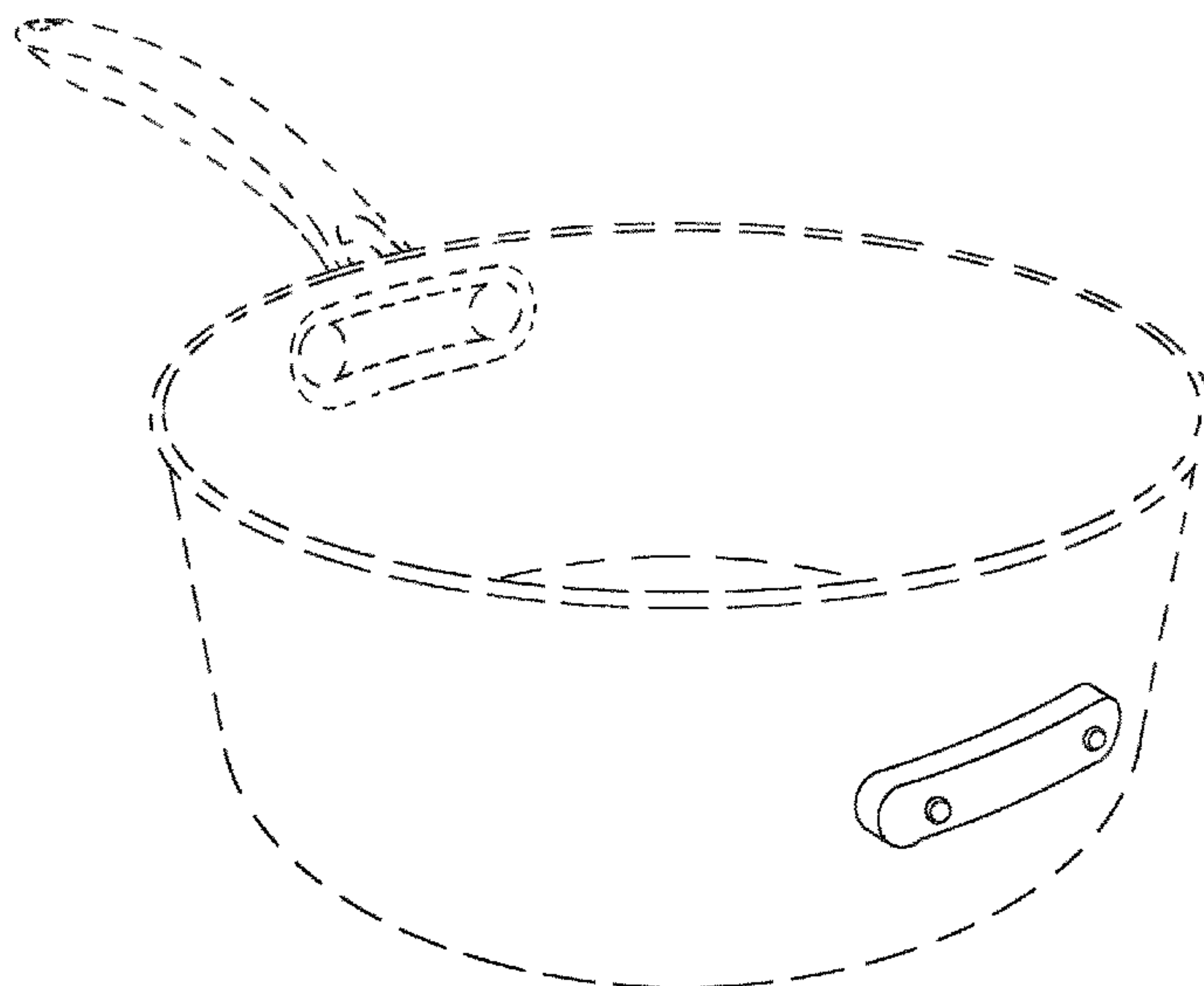
(57) **CLAIM**

The ornamental design for a stackable cookware support, as shown and described.

**DESCRIPTION**

FIG. 1 is a front, right, top, perspective view of stackable cookware support showing my design therefor;  
FIG. 2 is a rear, top, right perspective view thereof;  
FIG. 3 is a side elevational view thereof;  
FIG. 4 is a front elevational view thereof;  
FIG. 5 is a rear elevational view thereof;  
FIG. 6 is a top plan view thereof; and,  
FIG. 7 is a bottom plan view thereof.  
Throughout the drawings, broken lines indicate environment and form no part of the design.

**1 Claim, 7 Drawing Sheets**



(56)

References Cited

U.S. PATENT DOCUMENTS

4,714,012 A \* 12/1987 Hernandez ..... A47J 36/20  
99/410

5,253,758 A 10/1993 Bissell, II  
D349,420 S 8/1994 Hasuike  
D358,062 S 5/1995 Hasuike  
5,660,300 A \* 8/1997 Demetrio ..... A47J 37/10  
16/425

6,237,775 B1 5/2001 Hatch et al.  
7,347,327 B2 3/2008 Lobman et al.  
D639,108 S \* 6/2011 Molayem ..... D7/354  
8,123,067 B2 \* 2/2012 Thomson ..... A47J 36/06  
206/510

8,272,531 B2 9/2012 Cuillery et al.  
8,413,840 B2 4/2013 Metaxatos et al.  
10,106,296 B2 \* 10/2018 LePinske ..... B65D 21/0233  
10,271,684 B1 \* 4/2019 Harris ..... A47J 36/10  
10,486,857 B2 \* 11/2019 Gossens ..... A47J 45/06

2003/0167932 A1 9/2003 Chen  
2009/0049650 A1 2/2009 Cuillery et al.  
2011/0056957 A1 3/2011 Cheng  
2013/0098920 A1 4/2013 Lee

2013/0306646 A1 11/2013 Cheng  
2014/0251999 A1 \* 9/2014 Ely ..... E05B 65/50  
220/324

2017/0247143 A1 8/2017 Gossens et al.  
2017/0290453 A1 \* 10/2017 Pittman ..... A47J 27/13  
2018/0271331 A1 \* 9/2018 Lee ..... A47J 43/288  
2019/0142207 A1 \* 5/2019 Hollinger ..... A47J 27/12  
220/573.1

FOREIGN PATENT DOCUMENTS

DE 8615346 10/1987  
DE 4330653 A1 10/1994  
DE 40008484-0004 9/2000  
DE 40008484-0022 9/2000  
DE 40200009-0006 1/2002  
DE 40200009-0008 1/2002  
DE 40200009-0009 1/2002  
DE 40502400-0010 5/2005  
DE 102009023000 A1 12/2010  
DE 3210503 A1 8/2017  
EM 003742733-0006 2/2017  
WO 2006/100367 3/2006

\* cited by examiner

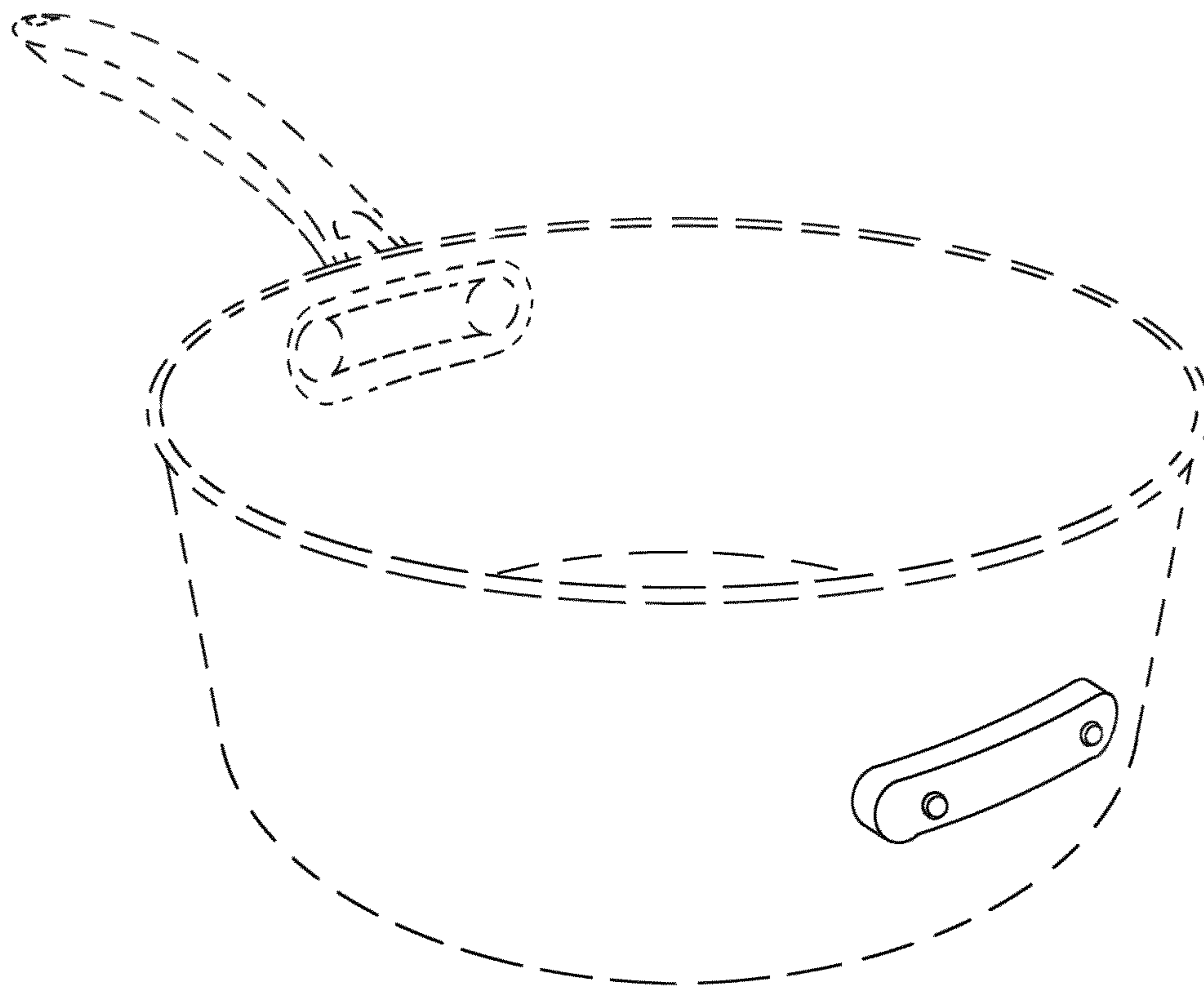


Fig. 1

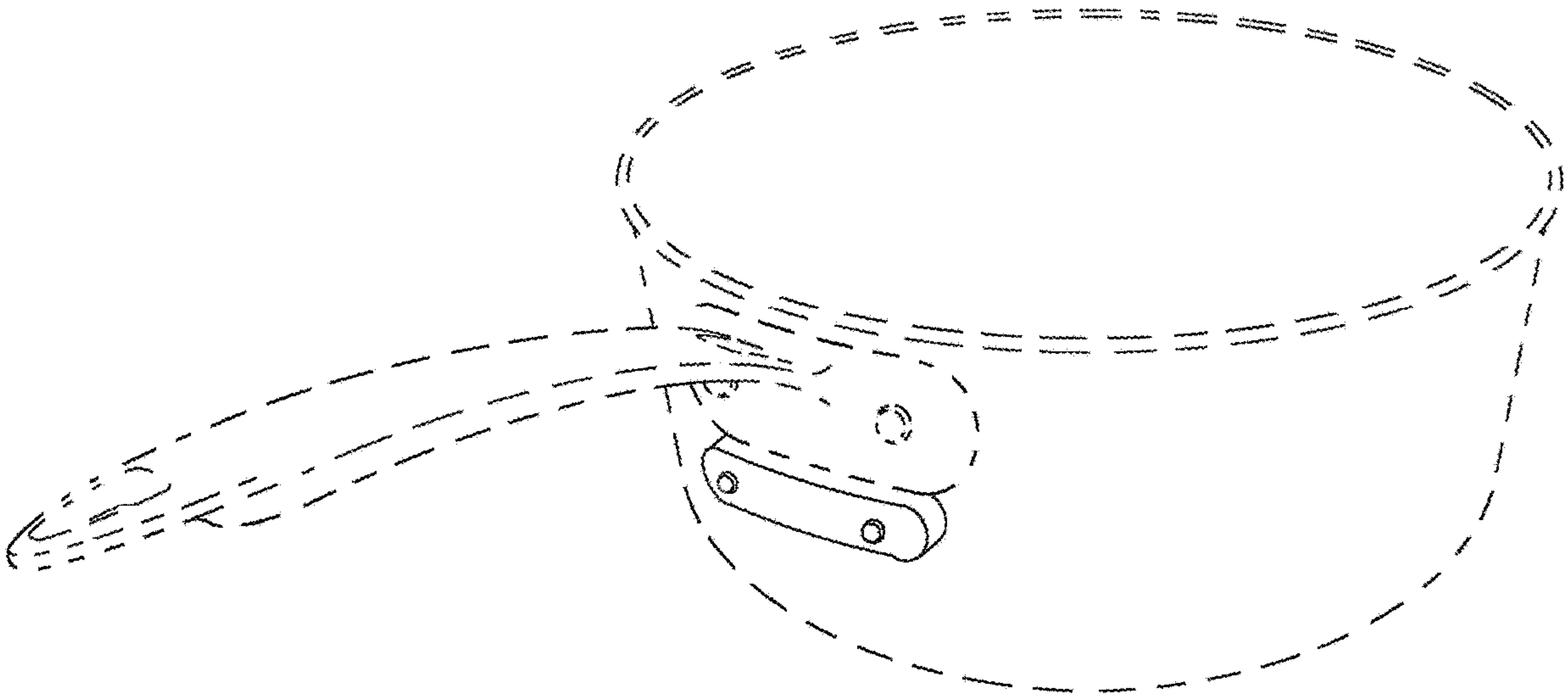


Fig. 2

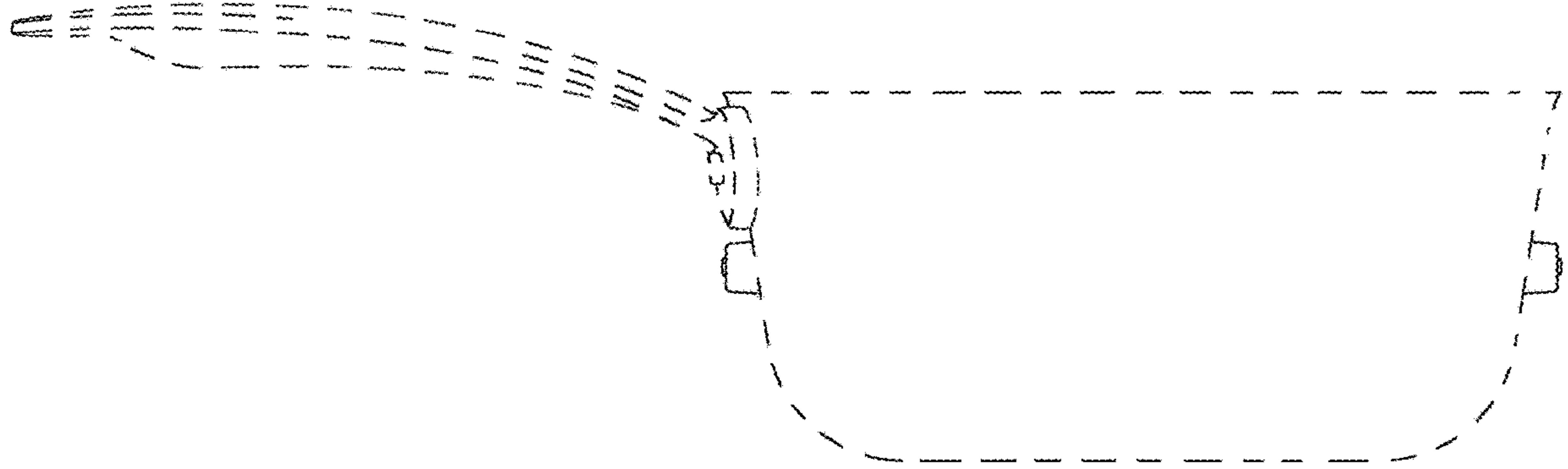
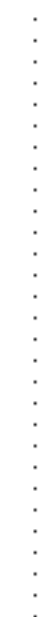


Fig. 3



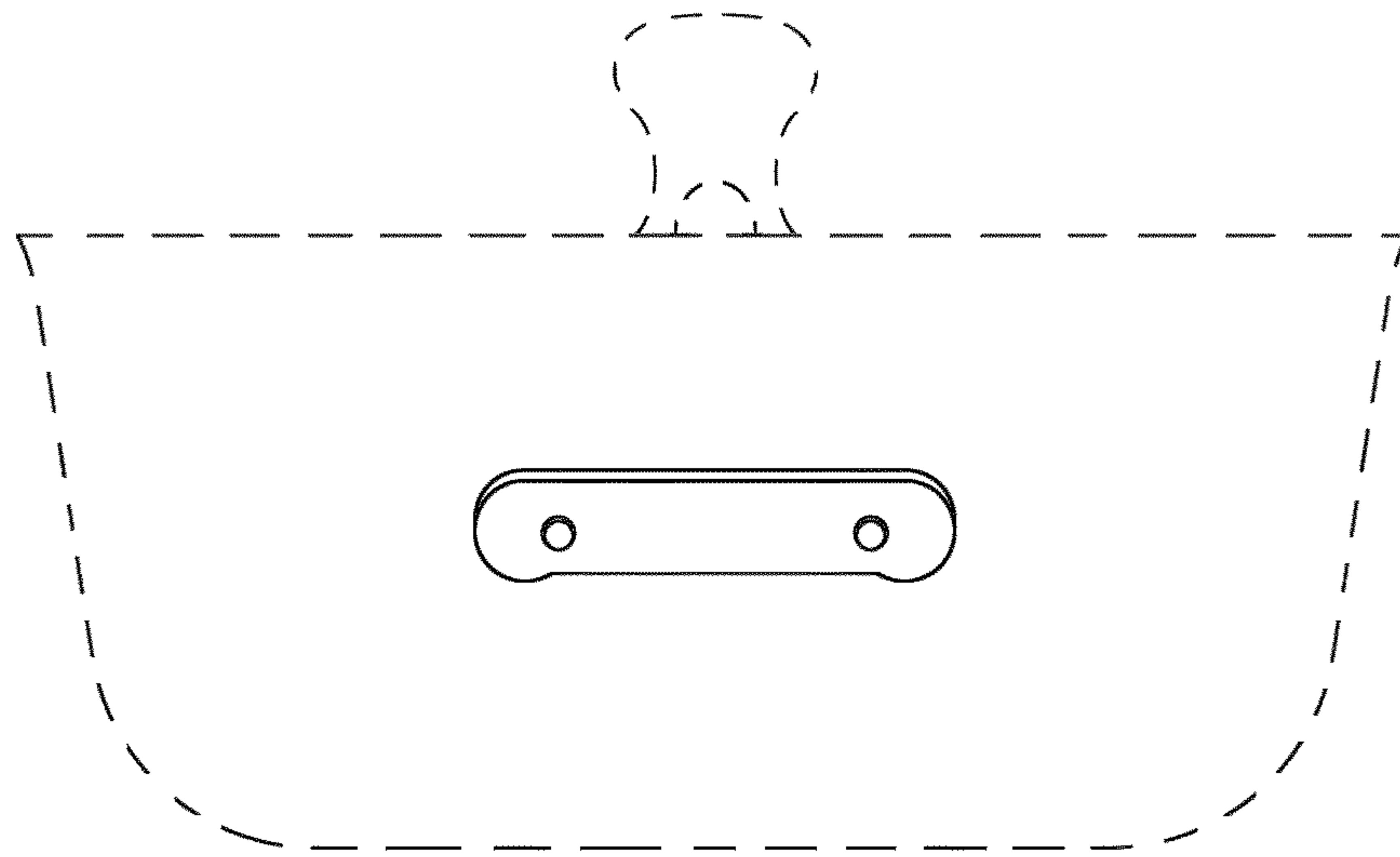


Fig. 4

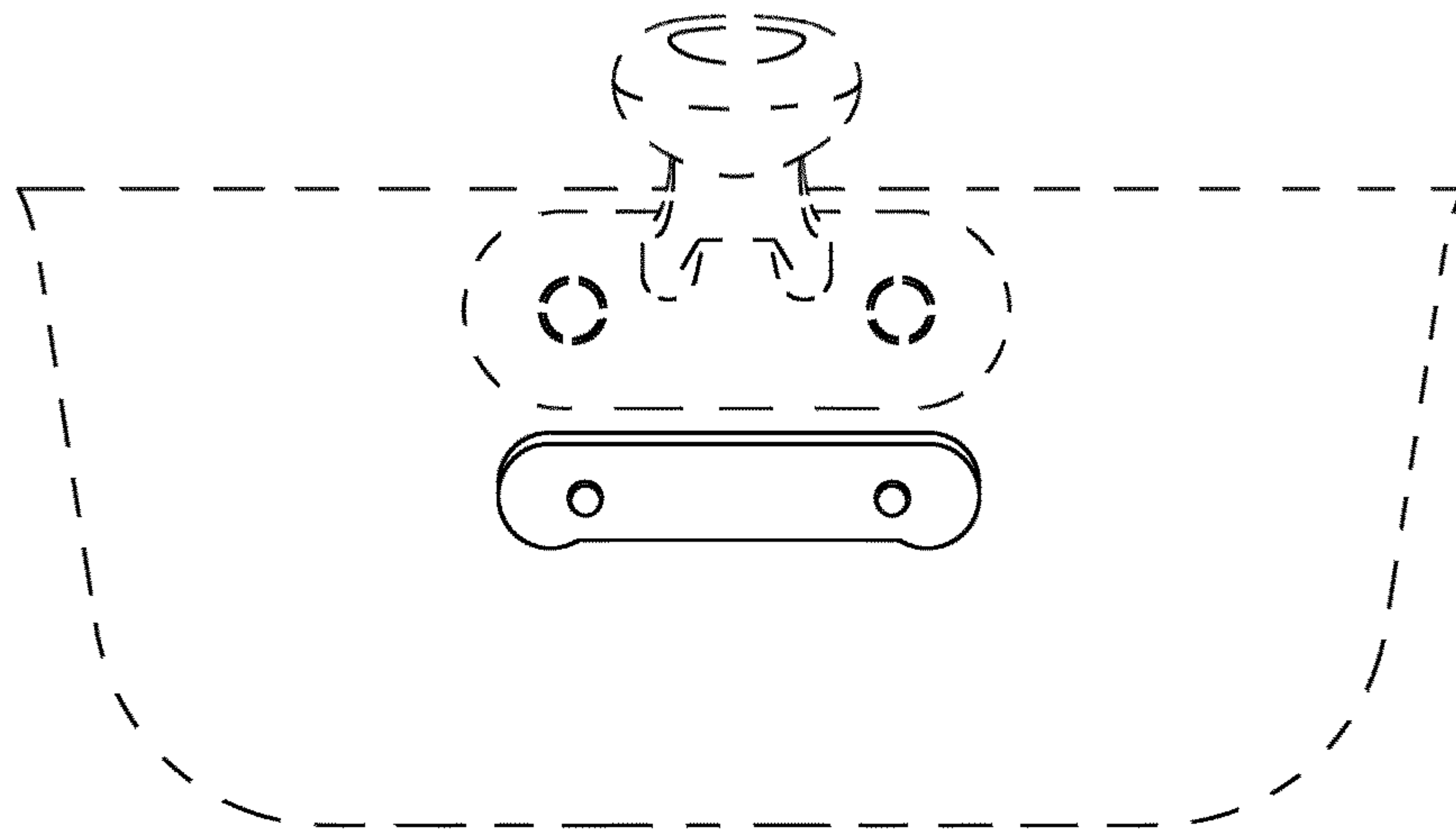


Fig. 5

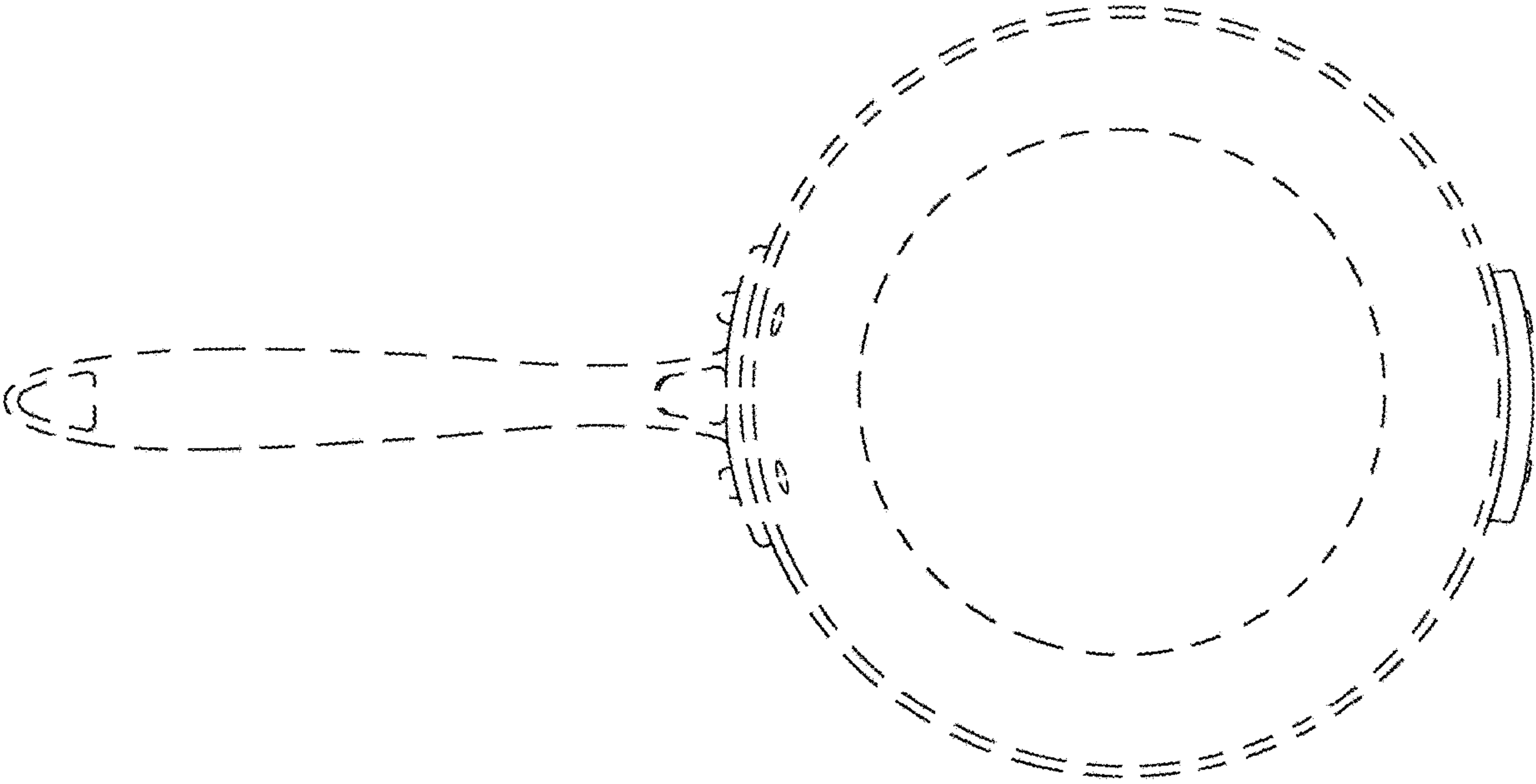


Fig. 6



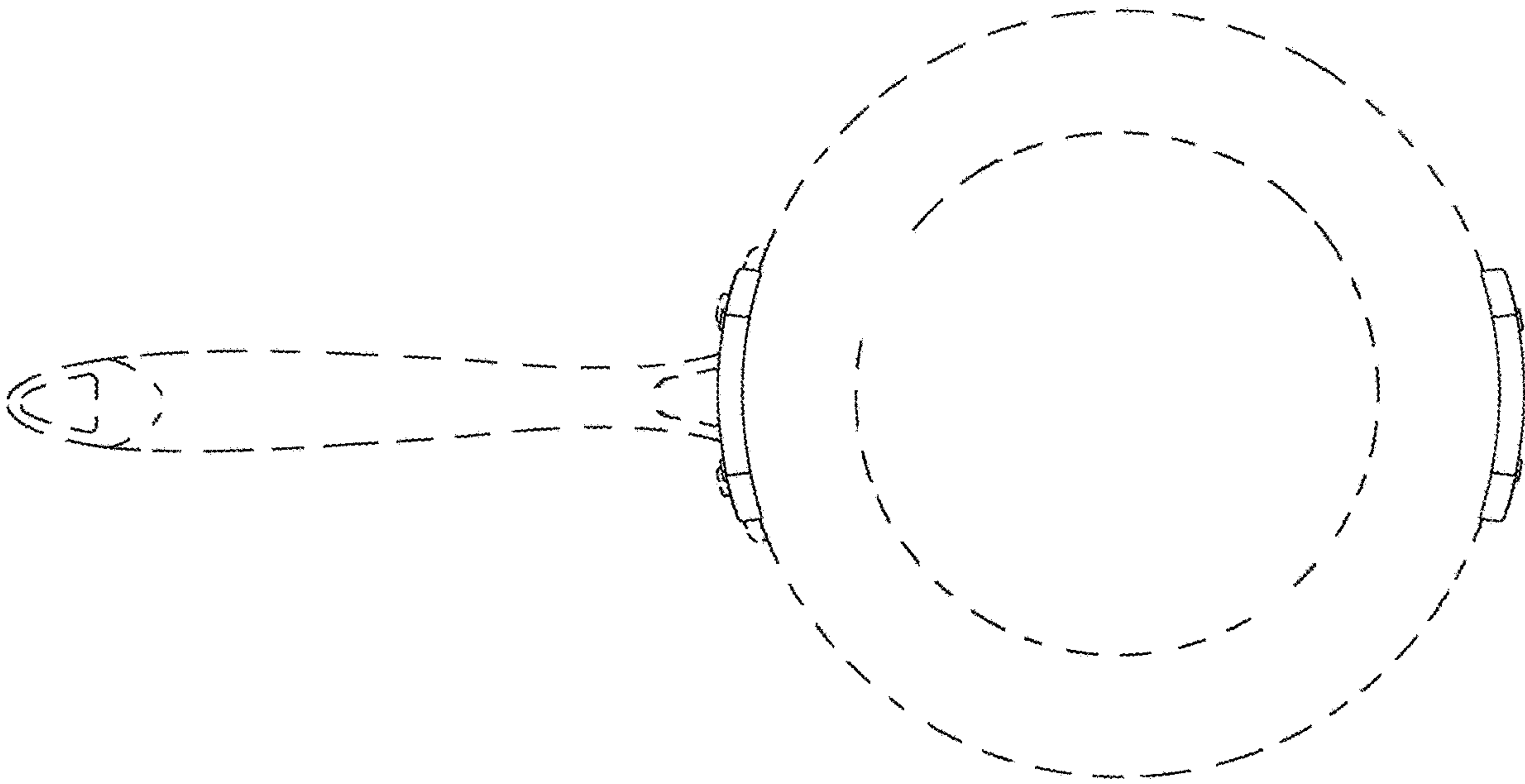


Fig. 7

