



US00D880222S

(12) **United States Design Patent** (10) **Patent No.:** **US D880,222 S**
Hollinger (45) **Date of Patent:** **** Apr. 7, 2020**

(54) **STACKABLE COOKWARE**
(71) Applicant: **E. MISHAN & SONS, INC.**, New York, NY (US)
(72) Inventor: **Fred Hollinger**, Monroe Township, NJ (US)
(73) Assignee: **E. MISHAN & SONS, INC.**, New York, NY (US)
(**) Term: **15 Years**

2,058,807 A 10/1936 Lockwood
2,222,584 A 4/1937 Oltman
2,116,487 A 5/1938 Jackson
2,116,489 A 5/1938 Jackson
2,199,687 A 5/1940 Blankenship
2,624,487 A 1/1953 Fry
3,641,920 A 2/1972 Kraft et al.
4,204,609 A 5/1980 Kuhn
4,714,012 A * 12/1987 Hernandez A47J 36/20
99/410
5,253,758 A 10/1993 Bissell, II
D349,420 S 8/1994 Hasuike
D358,062 S 5/1995 Hasuike

(Continued)

(21) Appl. No.: **29/678,420**
(22) Filed: **Jan. 29, 2019**

FOREIGN PATENT DOCUMENTS

AU 41207/78 10/1978
CA 1255240 6/1989

(Continued)

Related U.S. Application Data

(62) Division of application No. 29/675,505, filed on Jan. 2, 2019.
(51) **LOC (12) Cl.** **07-02**
(52) **U.S. Cl.**
USPC **D7/361; D7/354**
(58) **Field of Classification Search**
USPC D7/323, 354-363, 391, 393-396, 409
CPC A47G 19/12; A47J 27/00; A47J 27/002;
A47J 27/08; A47J 27/12; A47J 27/13;
A47J 27/21; A47J 27/58; A47J 27/122;
A47J 36/025; A47J 36/06; A47J 36/10;
A47J 36/12; A47J 36/20; A47J 37/00;
A47J 37/10; A47J 37/101; A47J 37/103;
A47J 37/12; A47J 37/1204; A47J 43/288;
A47J 45/061; A47J 45/071; A47J 45/06;
A47J 45/08; B65D 21/0233; B65D 45/32;
E05B 65/50; H02G 3/088; H05B 6/12
See application file for complete search history.

Primary Examiner — Ricky Pham
(74) *Attorney, Agent, or Firm* — Notaro, Michalos & Zaccaria P.C.

(57) **CLAIM**


The ornamental design for a stackable cookware, as shown and described.

DESCRIPTION

FIG. 1 is a front, right, top, perspective view of stackable cookware showing my design therefor;
FIG. 2 is a rear, top, right perspective view thereof;
FIG. 3 is a side elevational view thereof;
FIG. 4 is a front elevational view thereof;
FIG. 5 is a rear elevational view thereof;
FIG. 6 is a top plan view thereof; and,
FIG. 7 is a bottom plan view thereof.
Throughout the drawings, broken lines indicate environment and form no part of the design.

(56) **References Cited**
U.S. PATENT DOCUMENTS
1,268,017 A 5/1918 Knight
2,037,807 A 4/1936 Lockwood

1 Claim, 7 Drawing Sheets



(56)

References Cited

U.S. PATENT DOCUMENTS

5,660,300 A * 8/1997 Demetrio A47J 37/10
16/425
6,237,775 B1 5/2001 Hatch et al.
D555,421 S * 11/2007 Thurlow D7/395
7,347,327 B2 3/2008 Lobman et al.
D580,214 S * 11/2008 Dodane D7/361
D639,108 S * 6/2011 Molayem D7/354
D639,109 S * 6/2011 Molayem D7/354
8,272,531 B2 9/2012 Cuillery et al.
8,413,840 B2 4/2013 Metaxatos et al.
10,271,684 B1 * 4/2019 Harris A47J 36/10
10,486,857 B2 * 11/2019 Gossens A47J 45/06
2003/0167932 A1 9/2003 Chen
2009/0049650 A1 2/2009 Cuillery et al.
2010/0230319 A1 * 9/2010 Thomson A47J 27/122
206/514
2011/0056957 A1 3/2011 Cheng
2013/0098920 A1 4/2013 Lee
2013/0306646 A1 11/2013 Cheng

2017/0197755 A1* 7/2017 LePinske B65D 21/0233
2017/0247143 A1 8/2017 Gossens et al.
2017/0290453 A1* 10/2017 Pittman A47J 27/13
2018/0271331 A1* 9/2018 Lee A47J 43/288
2019/0142207 A1* 5/2019 Hollinger A47J 27/12
220/573.1

FOREIGN PATENT DOCUMENTS

DE 8615346 10/1987
DE 4330653 A1 10/1994
DE 40008484-0004 9/2000
DE 40008484-0022 9/2000
DE 40200009-0006 1/2002
DE 40200009-0008 1/2002
DE 40200009-0009 1/2002
DE 40502400-0010 5/2005
DE 102009023000 A1 12/2010
DE 3210503 A1 8/2017
EM 003742733-0006 2/2017
WO 2006/100367 3/2006

* cited by examiner

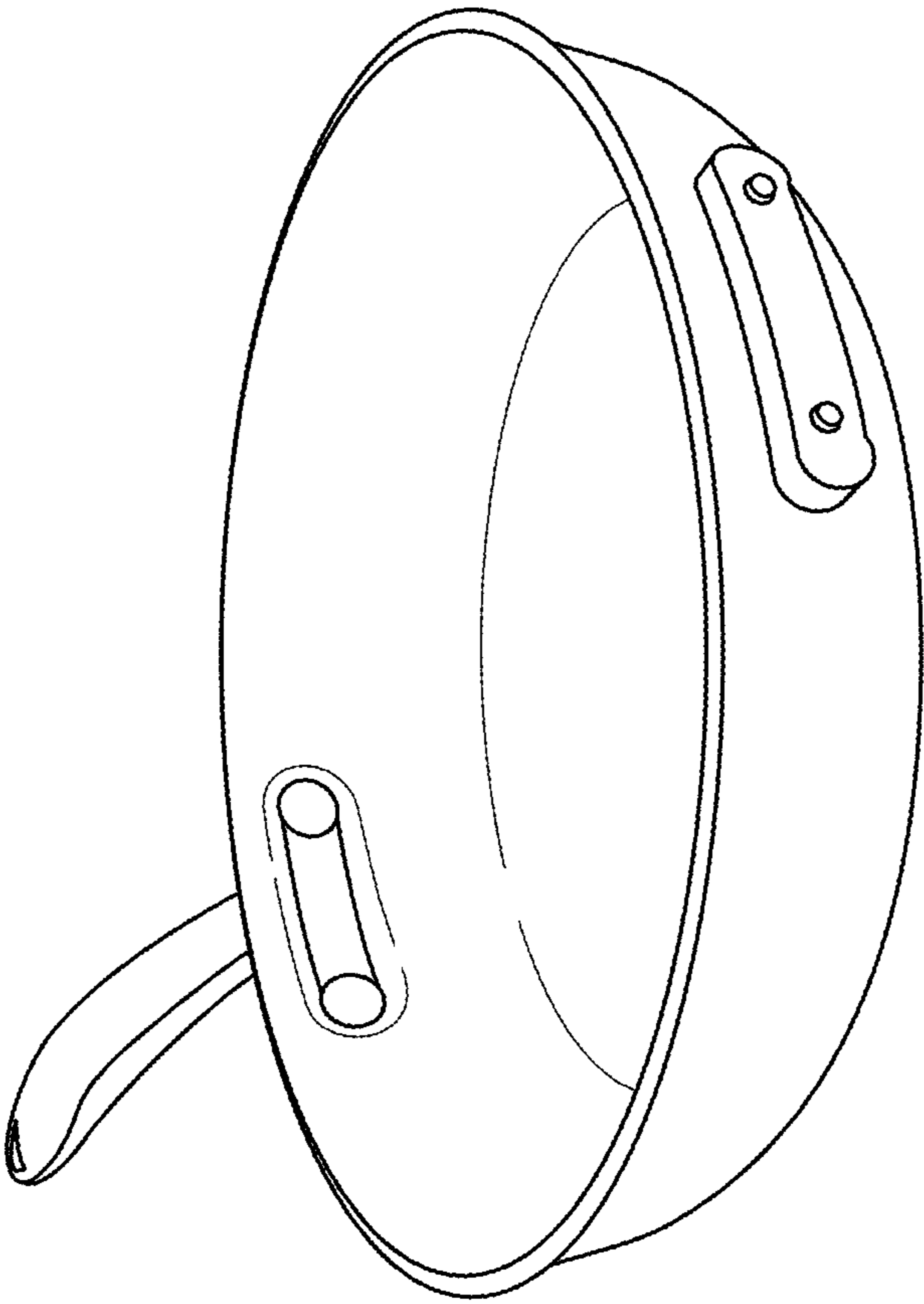


FIG. 1

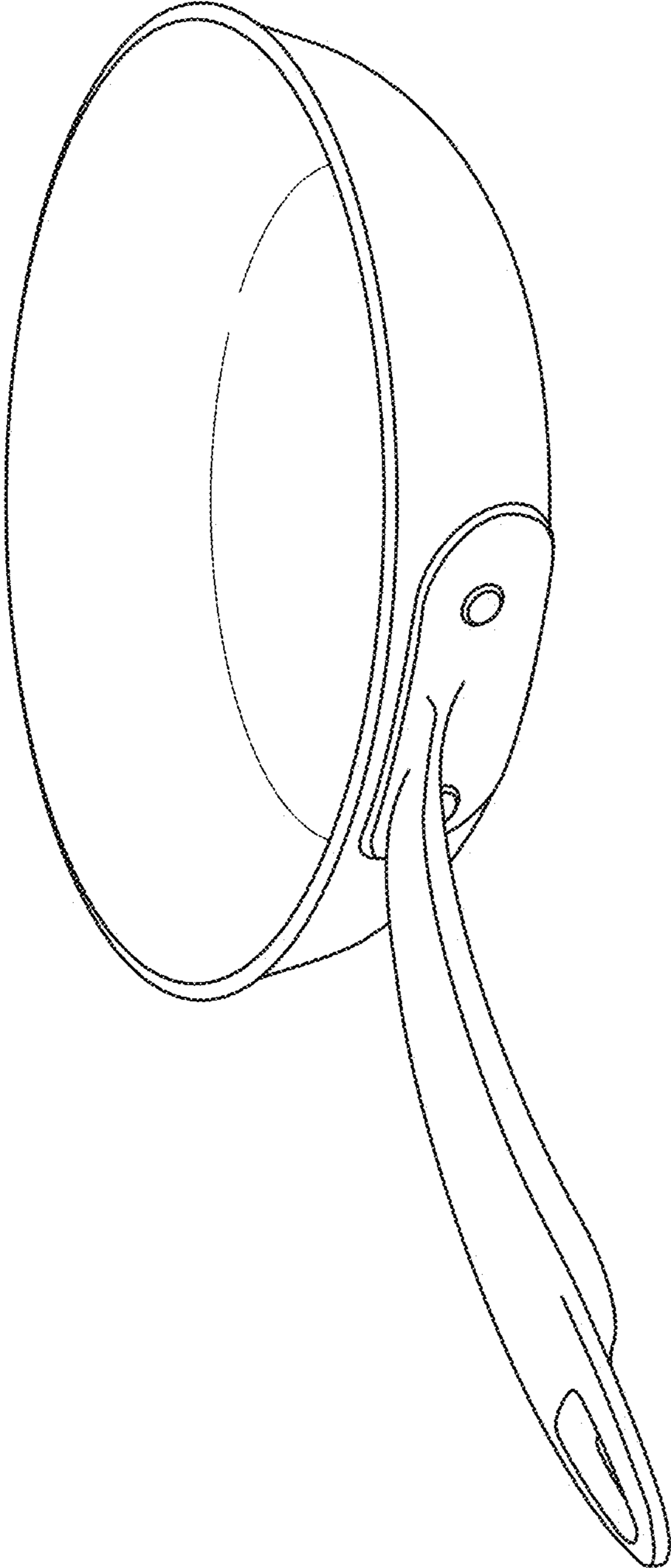


FIG. 2

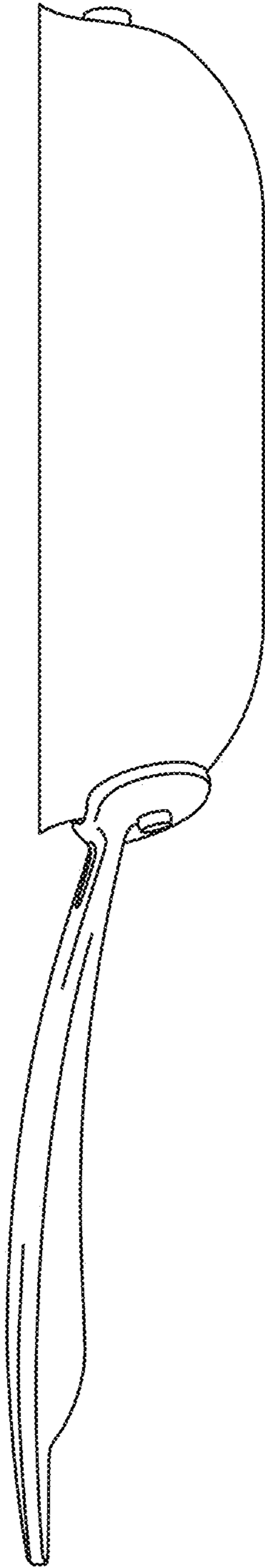


FIG. 3

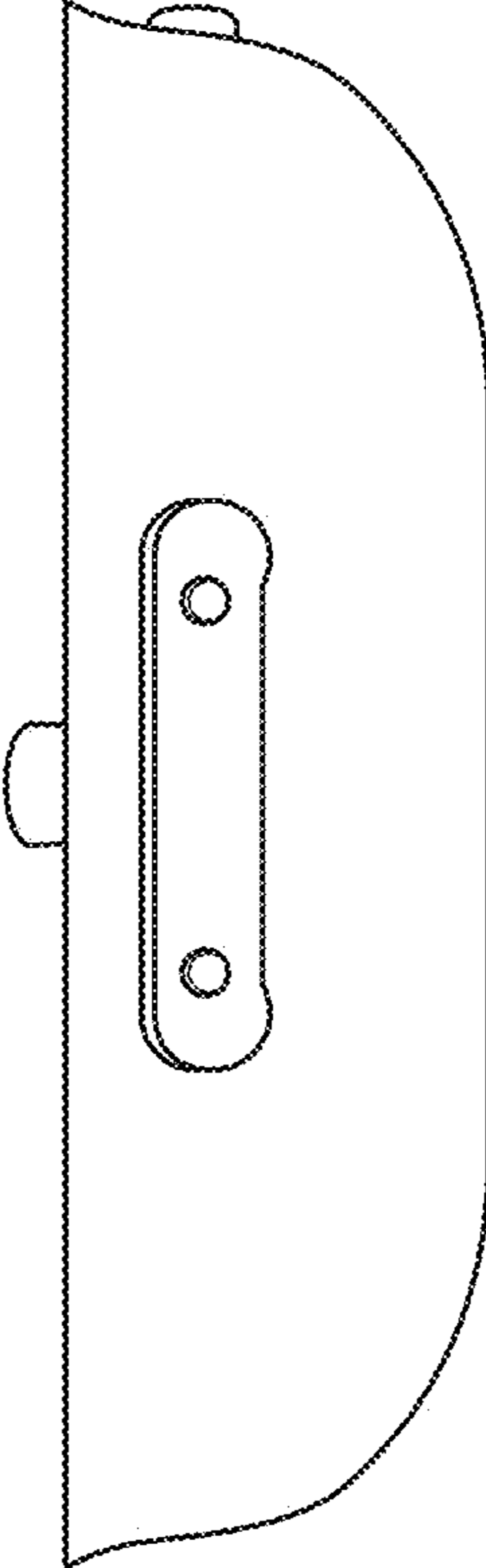


FIG. 4

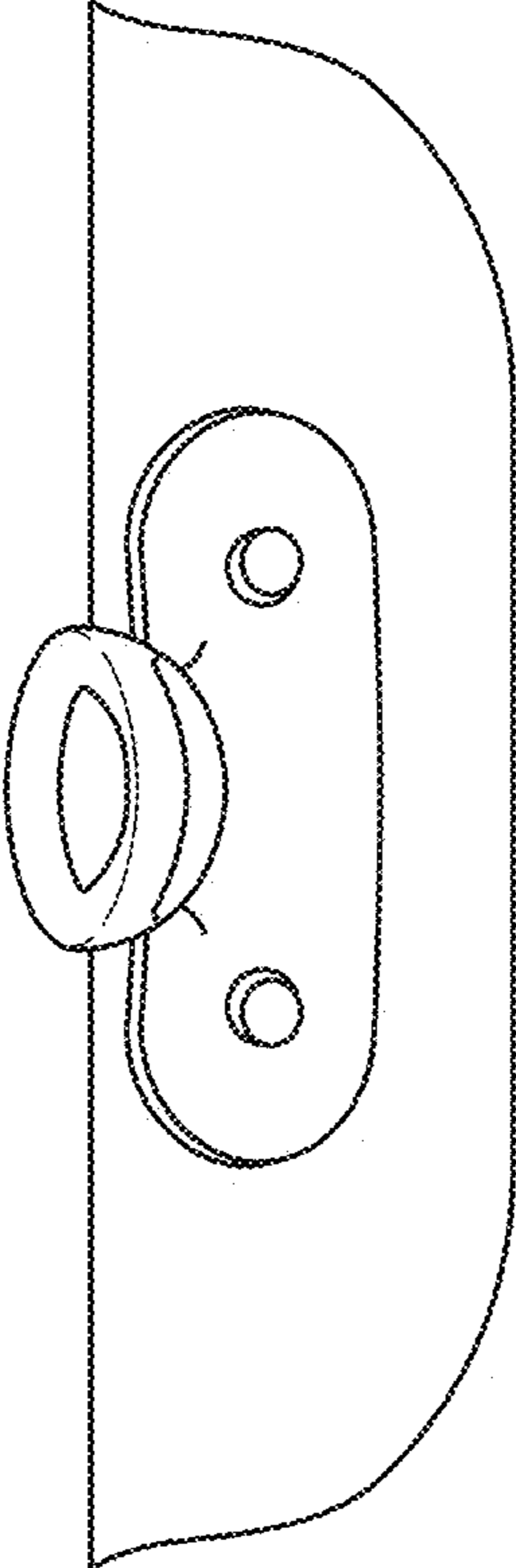


FIG. 5

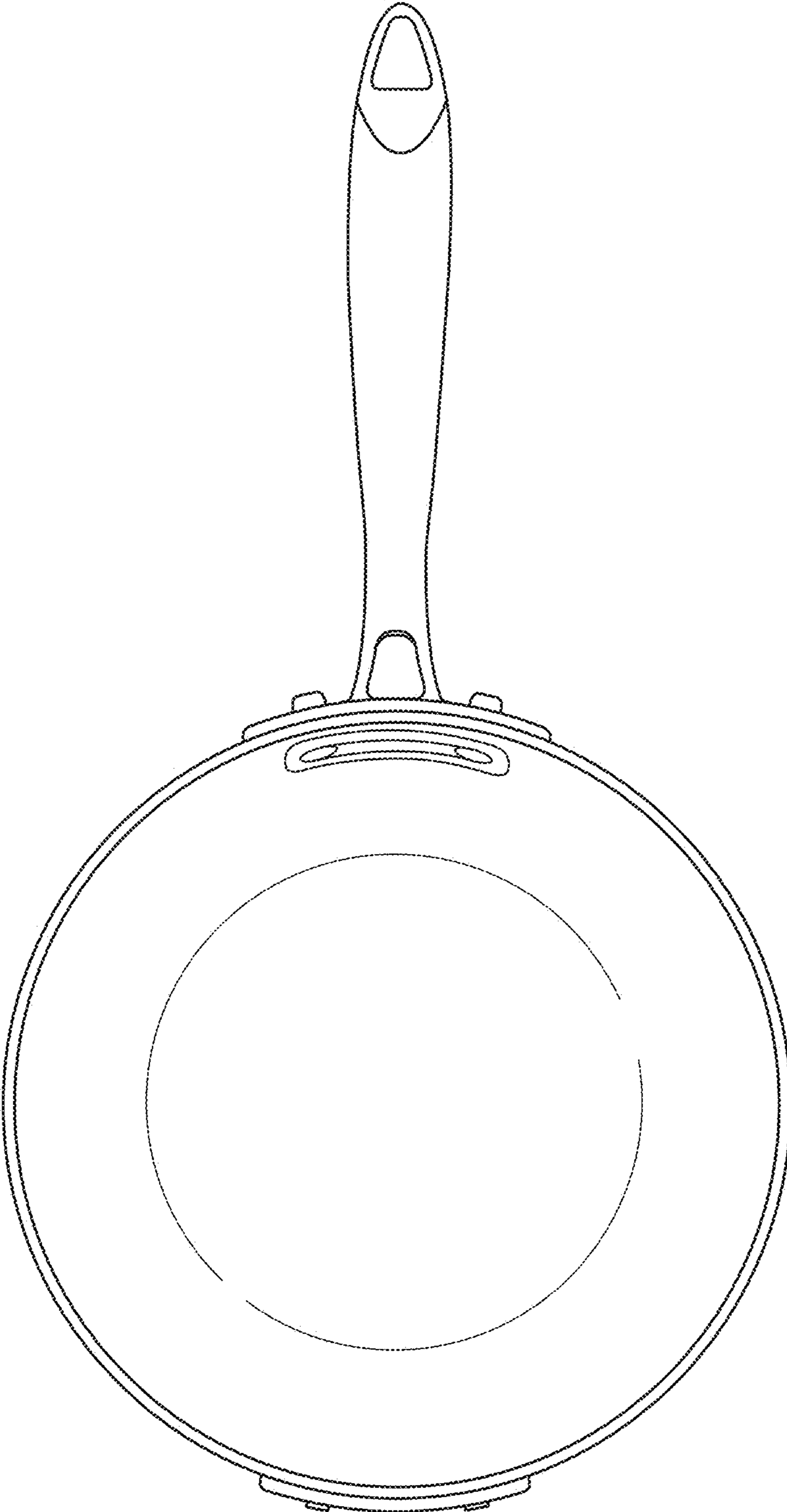


FIG. 6

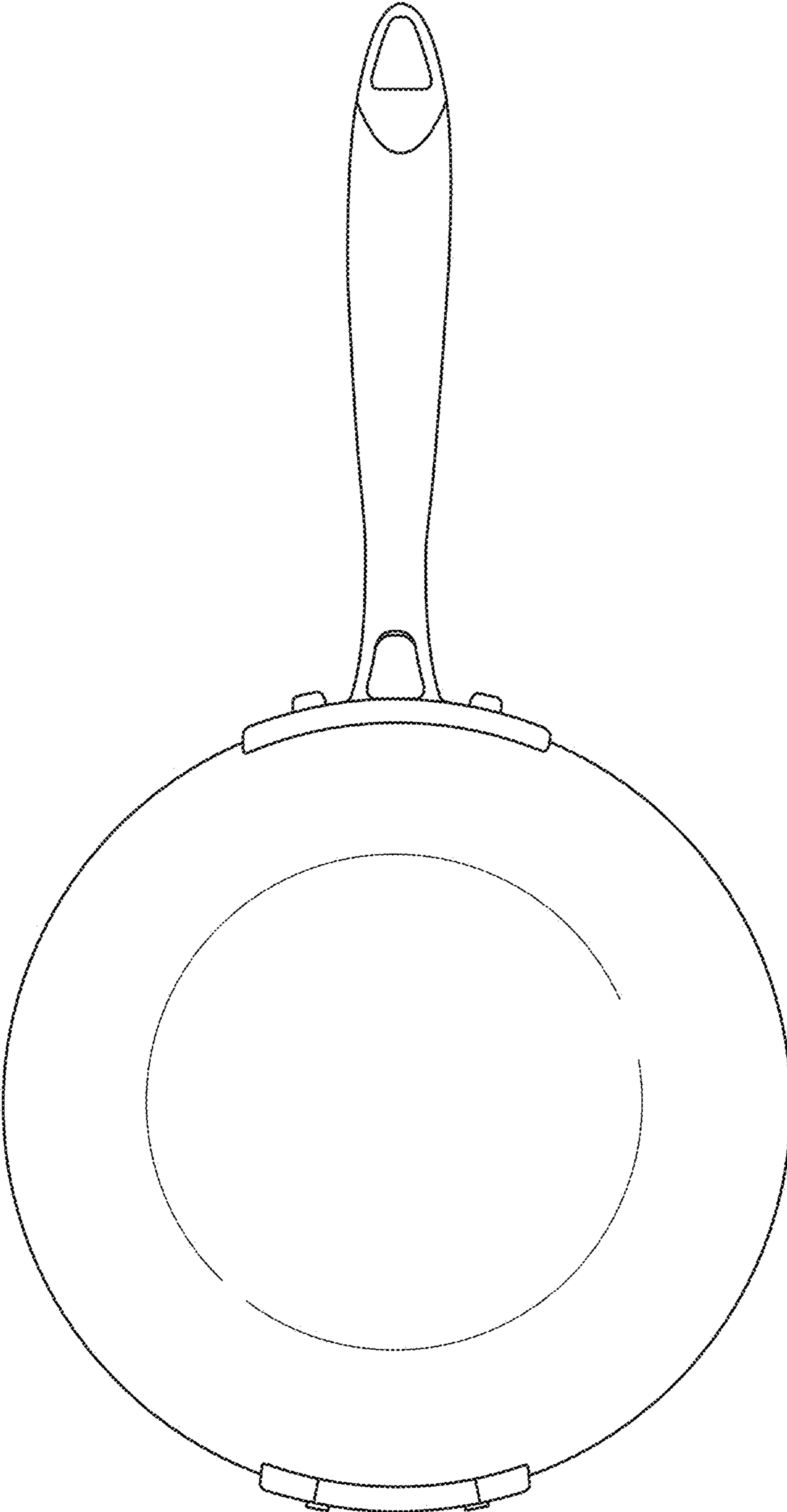


FIG. 7