



US00D880209S

(12) **United States Design Patent** (10) **Patent No.:** **US D880,209 S**
Esposito (45) **Date of Patent:** **** Apr. 7, 2020**

(54) **TABLE PHONE**
(71) Applicant: **Charles Esposito**, Hasbrouck Heights, NJ (US)
(72) Inventor: **Charles Esposito**, Hasbrouck Heights, NJ (US)
(**) Term: **15 Years**
(21) Appl. No.: **29/634,404**
(22) Filed: **Jan. 22, 2018**
(51) **LOC (12) Cl.** **06-03**
(52) **U.S. Cl.**
USPC **D6/698; D6/657; D14/143**
(58) **Field of Classification Search**
USPC D6/657, 663, 664, 665, 668, 668.1, D6/668.2, 672, 698, 699, 699.1, 699.2, D6/699.3, 699.4, 699.5; D14/140, 140.2, D14/140.5, 142, 143, 149, 150, 173, 496, D14/497
CPC .. H04B 1/3877; H04M 1/04; H04M 1/72527; H04M 1/7253; H04M 2250/22
See application file for complete search history.

D203,771 S * 2/1966 Boldt D14/173
D274,959 S * 8/1984 Glembocki D14/146
D301,475 S * 6/1989 Nagele D14/142
D304,338 S * 10/1989 Sermon D14/140.8
D325,731 S * 4/1992 Hwang D14/142
D714,251 S * 9/2014 Ookawa D14/149
D732,319 S * 6/2015 Engebretson D6/657
2016/0308568 A1* 10/2016 Esposito H04B 1/3877

* cited by examiner

Primary Examiner — Mary Ann Calabrese
Assistant Examiner — Catherine Ho
(74) *Attorney, Agent, or Firm* — Daniel Finnegan LLC


(57) **CLAIM**
The ornamental design for a table phone, as shown and described.

DESCRIPTION

FIG. 1 is a front top perspective view of a table phone, showing my new design;
FIG. 2 is a front elevation view thereof;
FIG. 3 is a left side elevation view thereof, the right side elevation view being a mirror image thereof;
FIG. 4 is a rear elevation view thereof;
FIG. 5 is a top plan view thereof; and,
FIG. 6 is a bottom plan view thereof.
The broken lines consisting of evenly spaced lines in the drawings depict portions of the table phone that form no part of the claimed design, while the broken lines consisting of dash-dot-dash lines in the drawings depict the boundary of the claimed invention and it is understood that the claim extends to the boundary that forms no part of the claimed design.

(56) **References Cited**
U.S. PATENT DOCUMENTS
D184,969 S * 4/1959 Sundberg D14/173
D188,813 S * 9/1960 Durant D14/173
D189,502 S * 12/1960 Sundberg D14/173
D197,089 S * 12/1963 Boldt D14/173
3,193,296 A * 7/1965 Rockola G11B 17/24
369/192.1

1 Claim, 5 Drawing Sheets






Fig. 1

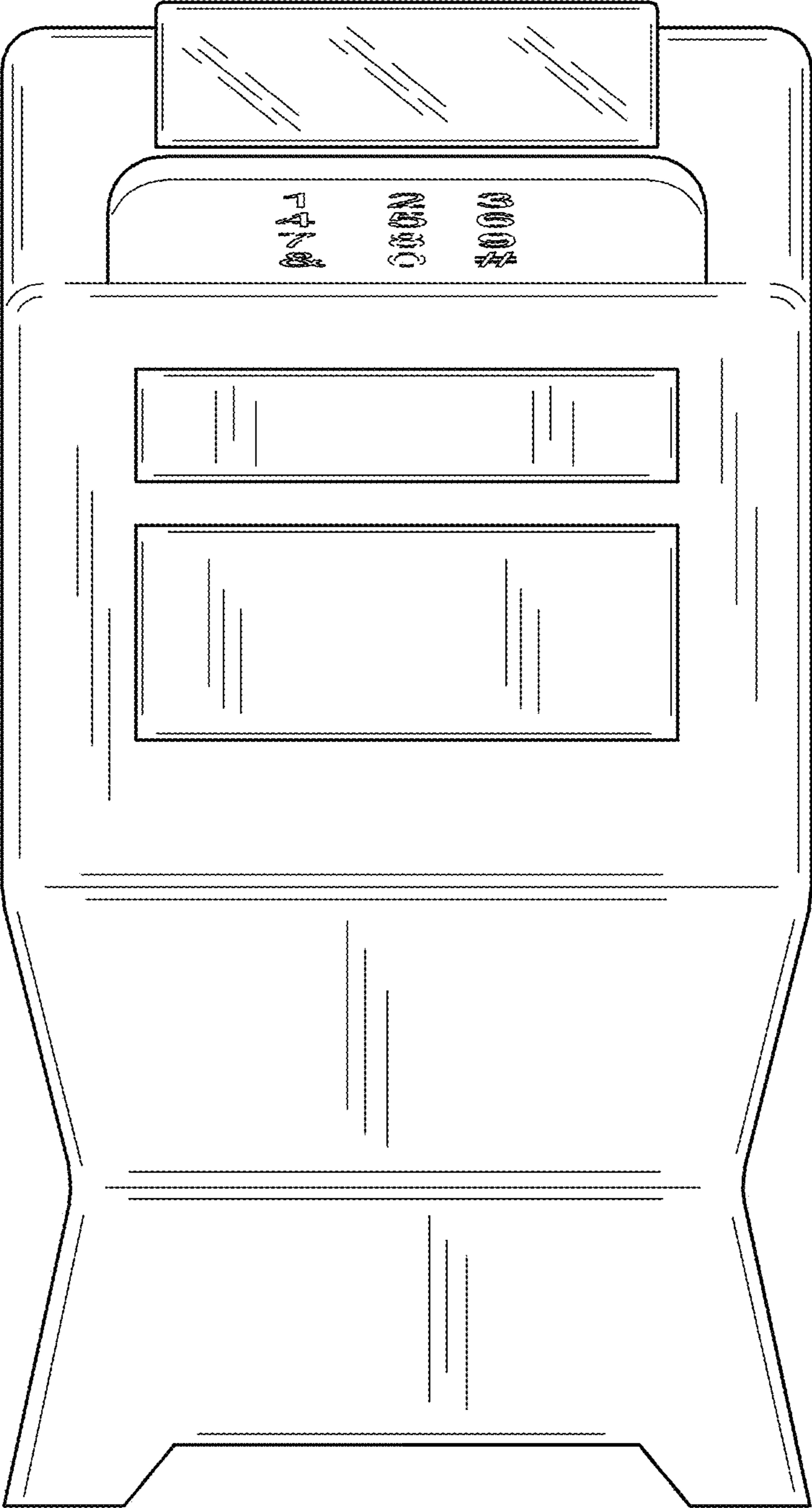


Fig. 2

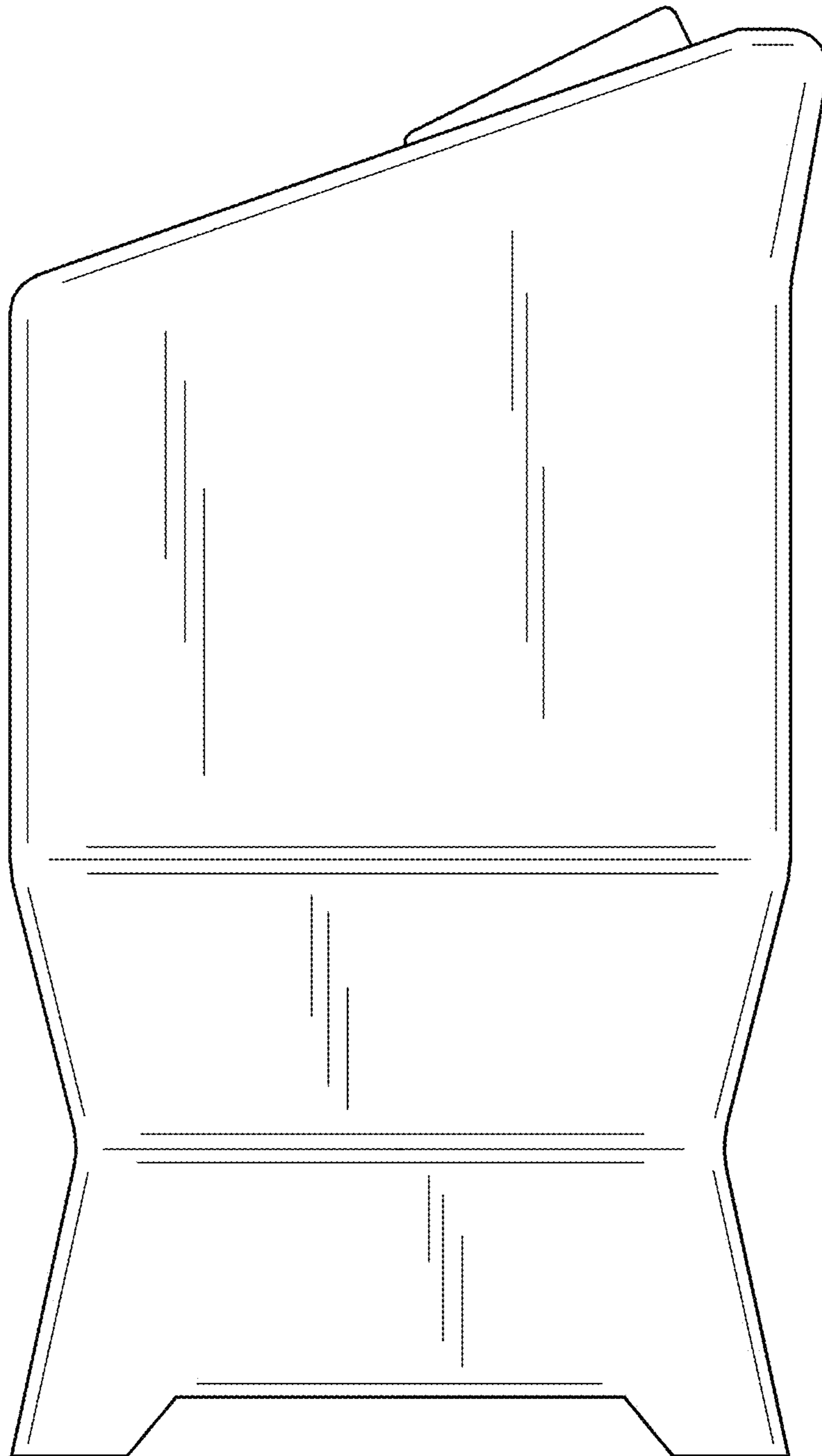


Fig. 3




Fig. 4

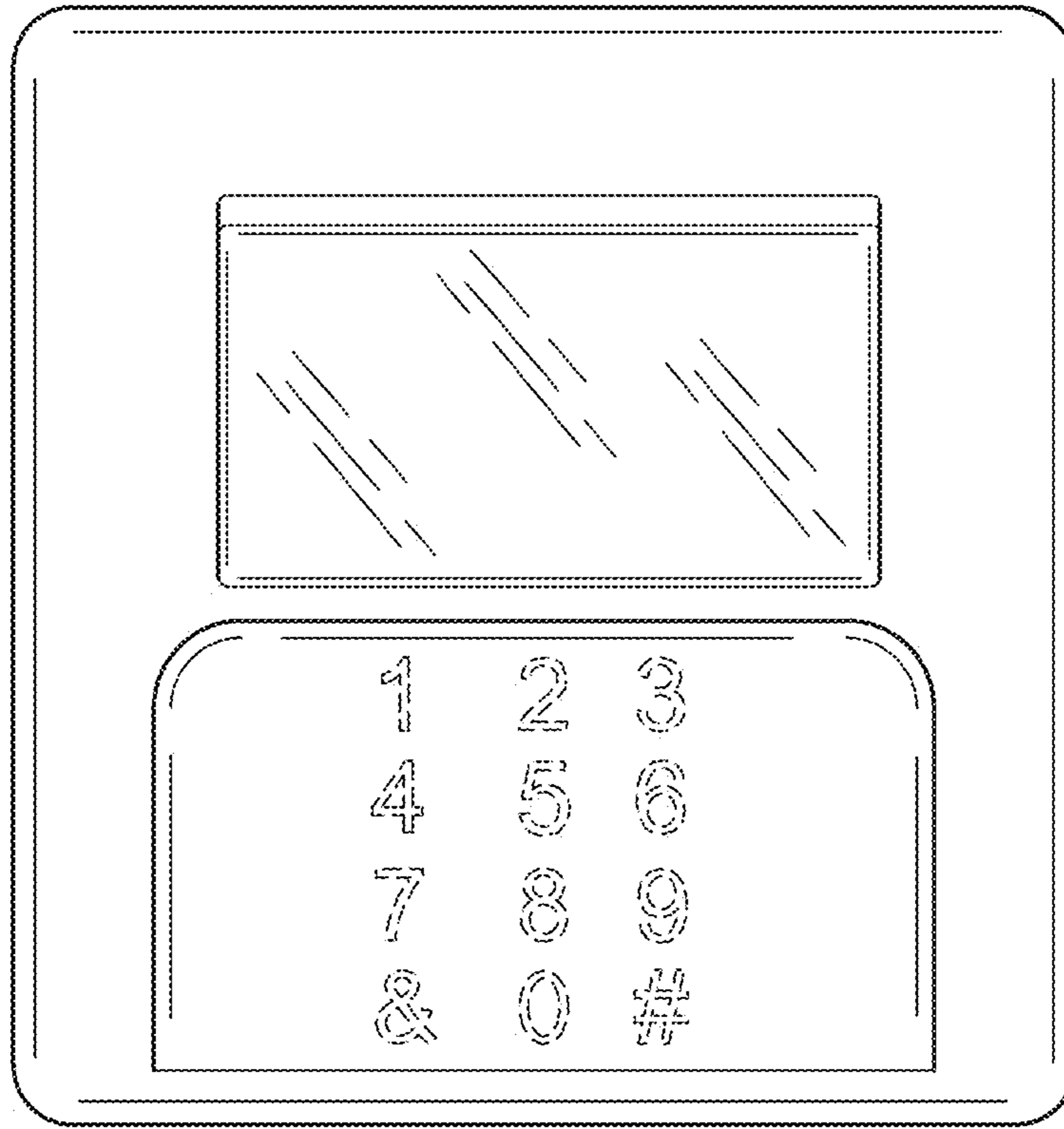


Fig. 5




Fig. 6