



US00D880195S

(12) **United States Design Patent**
Yang

(10) **Patent No.:** **US D880,195 S**

(45) **Date of Patent:** **** Apr. 7, 2020**

- (54) **PILLOW**
- (71) Applicant: **Jingang Yang**, Sichuan (CN)
- (72) Inventor: **Jingang Yang**, Sichuan (CN)
- (**) Term: **15 Years**
- (21) Appl. No.: **29/633,537**
- (22) Filed: **Jan. 15, 2018**
- (30) **Foreign Application Priority Data**
Dec. 27, 2017 (CN) 2017 3 0672808
- (51) **LOC (12) Cl.** **06-09**
- (52) **U.S. Cl.**
USPC **D6/601**
- (58) **Field of Classification Search**
USPC D6/601, 382, 383
CPC A47G 2009/1018; A47G 9/10; A47G 9/1081; A47G 9/0253; A47G 9/1045; A47G 9/1072; A61G 7/072; A61G 13/121; A61G 7/07; A61G 13/1225; A47C 16/005; A47C 20/00; A47C 20/02; A47C 20/027; A47C 20/04
See application file for complete search history.

- (56) **References Cited**
U.S. PATENT DOCUMENTS
D241,700 S * 10/1976 Wattie D6/601
D316,354 S * 4/1991 Bool D6/601
D319,553 S * 9/1991 Main D6/601
5,138,732 A * 8/1992 Wattie A47G 9/10
5/636
D354,876 S * 1/1995 Pace D6/596
D381,232 S * 7/1997 Jansson 5/636
D465,686 S * 11/2002 Hwong D6/601
D474,364 S * 5/2003 Arcieri D6/601

- 6,622,325 B1 * 9/2003 Garza A47G 9/10
5/636
- D484,349 S * 12/2003 Fujita D6/601
- D511,213 S * 11/2005 Hasegawa D24/200
- 7,546,651 B2 * 6/2009 Groteke A47G 9/10
5/636
- D624,776 S * 10/2010 Tang D6/601
- D645,693 S * 9/2011 Rothbard D6/601
- D668,092 S * 10/2012 Davis D6/601
- D706,553 S * 6/2014 Webster D6/390
- 9,009,897 B2 * 4/2015 Davis A61G 7/072
5/636
- D759,991 S * 6/2016 Jing D6/601
- 9,623,202 B2 * 4/2017 Davis A47C 20/04
- D802,335 S * 11/2017 Yang D6/601
- D808,195 S * 1/2018 Wyborn D6/601
- D839,026 S * 1/2019 Huang D6/601
- D844,346 S * 4/2019 Chen D6/601
- D856,028 S * 8/2019 Zou D6/601
- D867,021 S * 11/2019 Yang D6/601
- 2017/0156958 A1 * 6/2017 Roh A47G 9/1081

* cited by examiner

Primary Examiner — Kevin K Rudzinski

Assistant Examiner — Kimberly Barnes

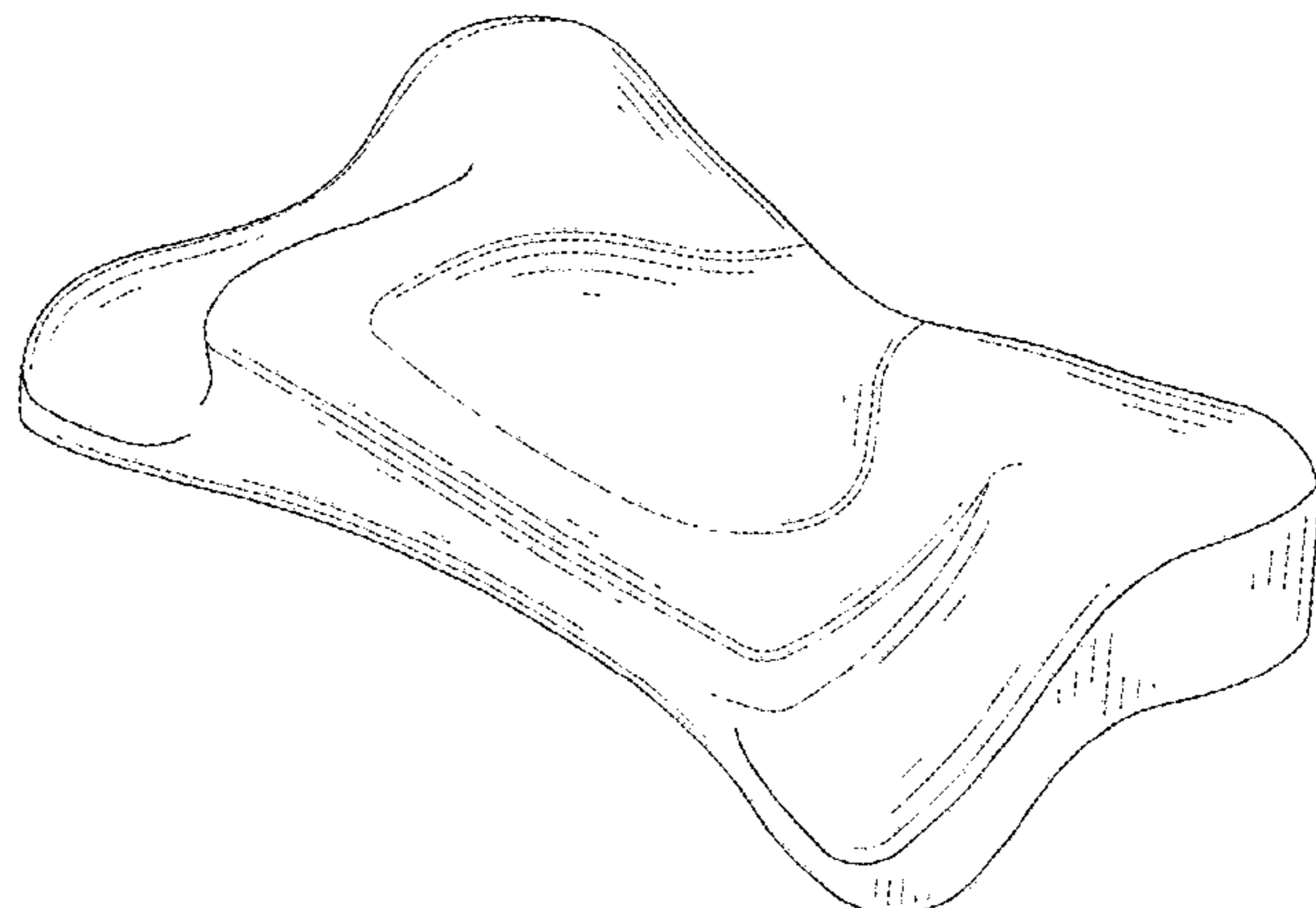
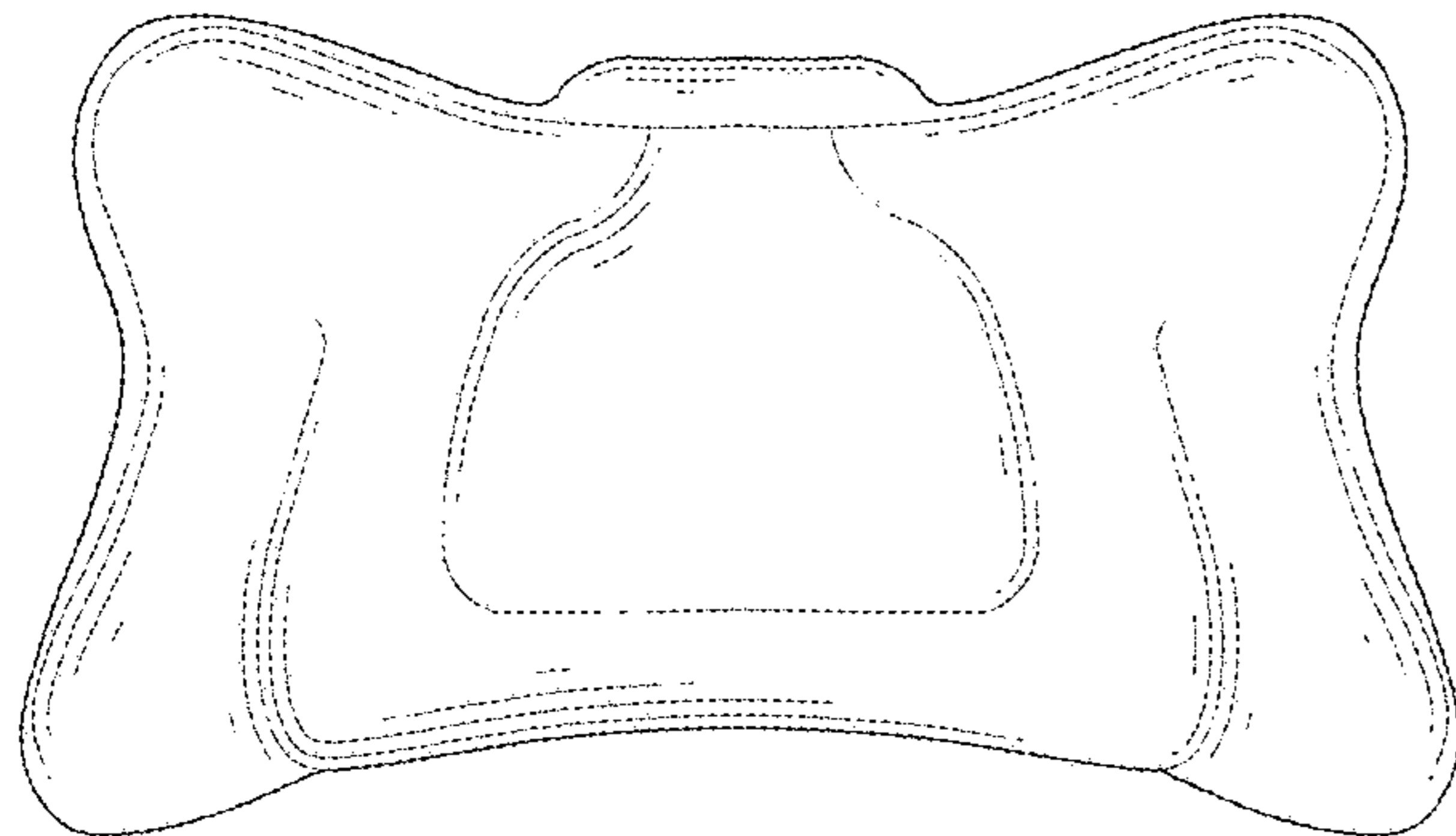
(57) **CLAIM**

The ornamental design for a pillow, as shown.

DESCRIPTION

FIG. 1 is a front elevational view of pillow showing my new design;
 FIG. 2 is a rear elevational view thereof;
 FIG. 3 is a left side view thereof;
 FIG. 4 is a right side view thereof;
 FIG. 5 is a top plan view thereof;
 FIG. 6 is a bottom plan view thereof; and,
 FIG. 7 is a perspective view thereof.

1 Claim, 3 Drawing Sheets



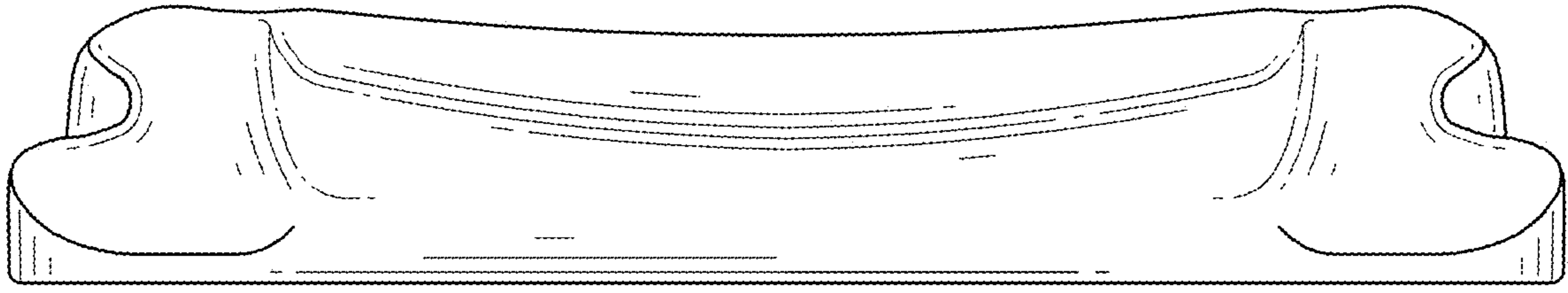


FIG. 1

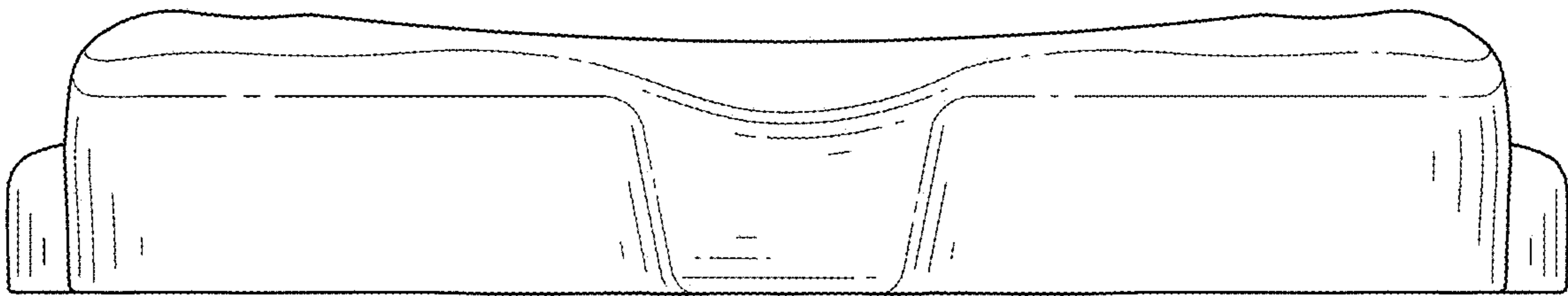


FIG. 2

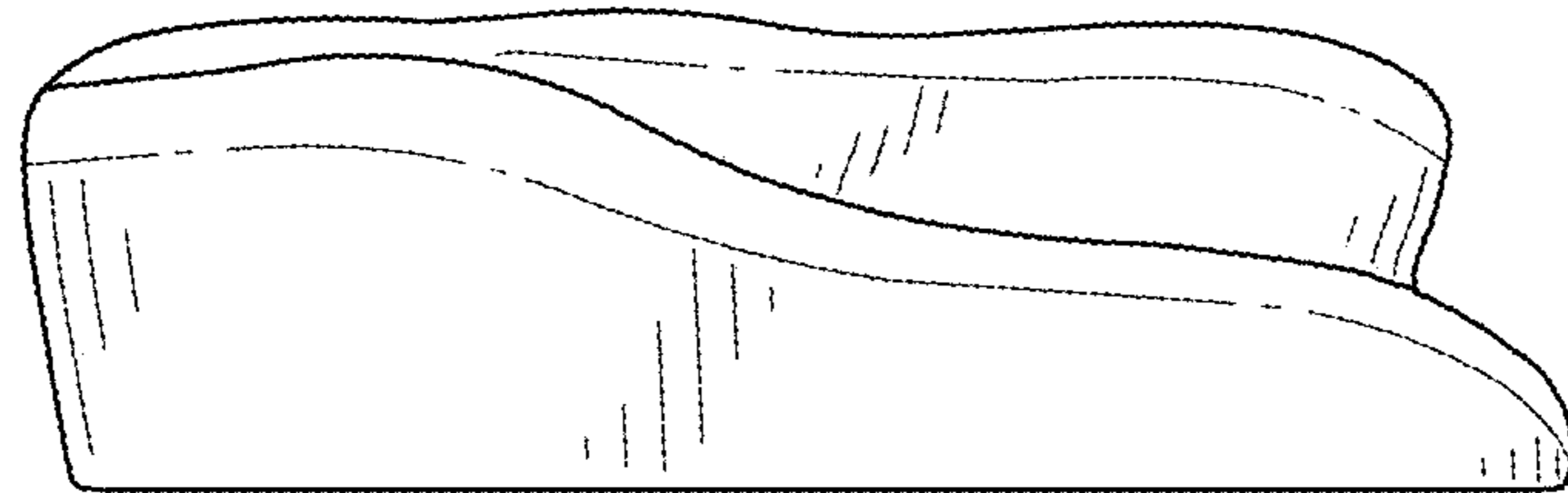


FIG. 3

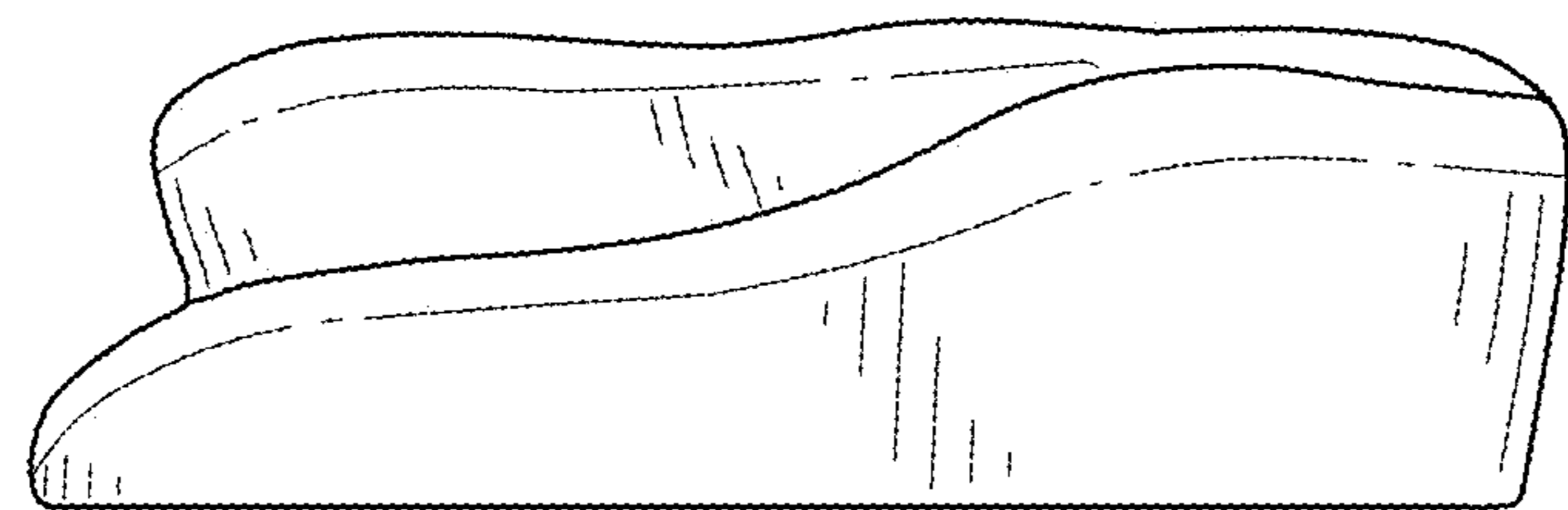


FIG. 4

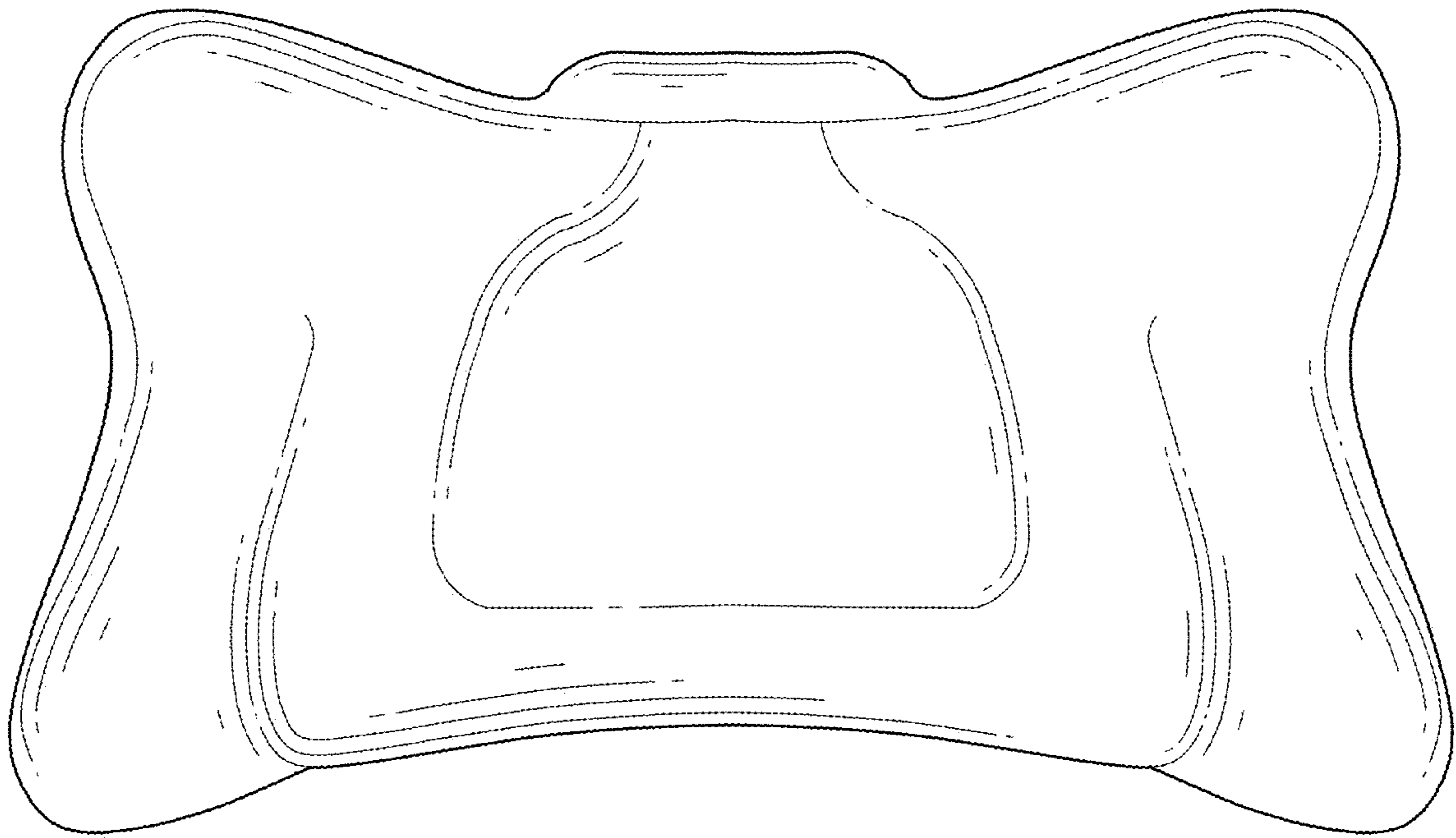


FIG. 5

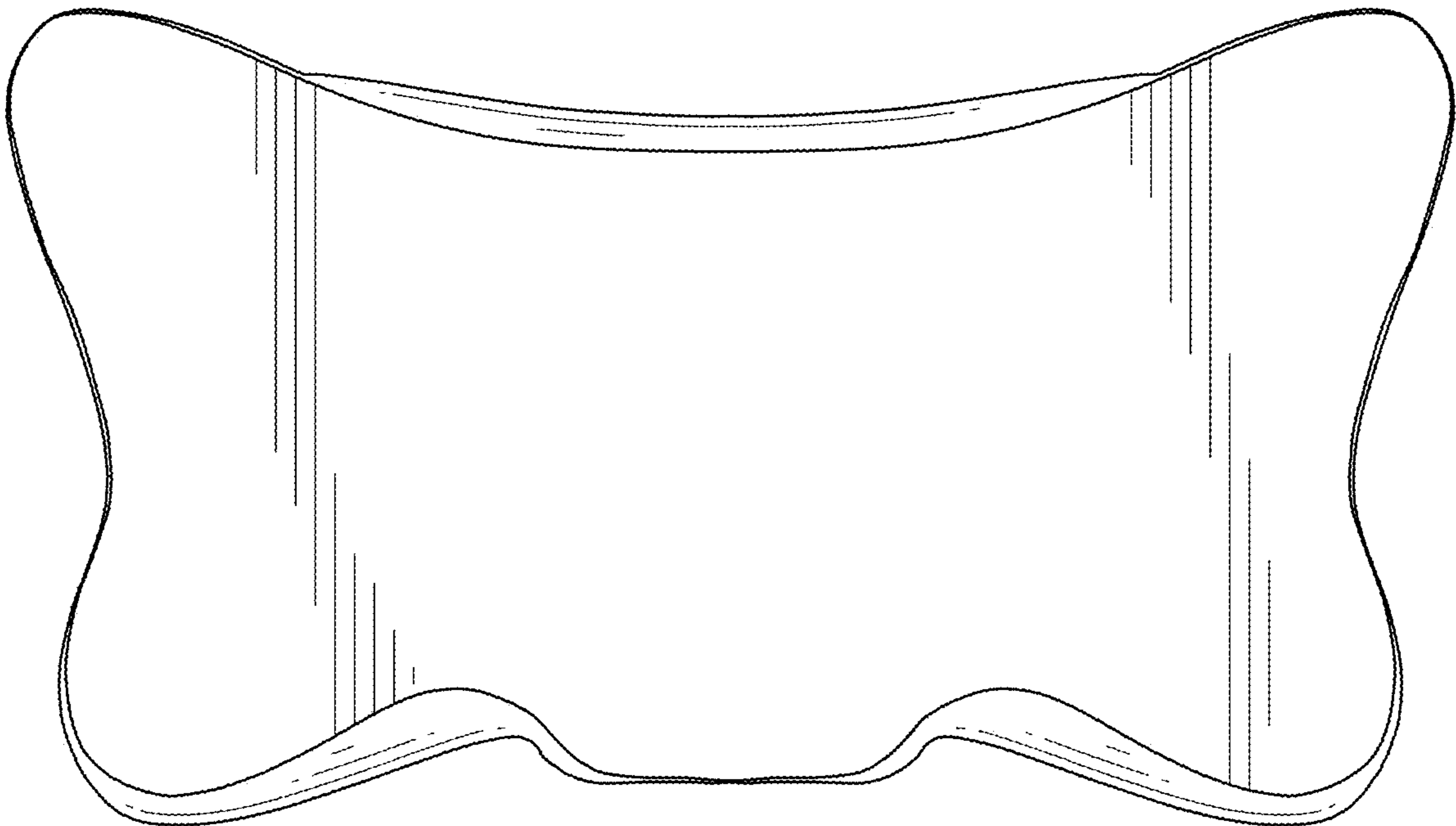


FIG. 6

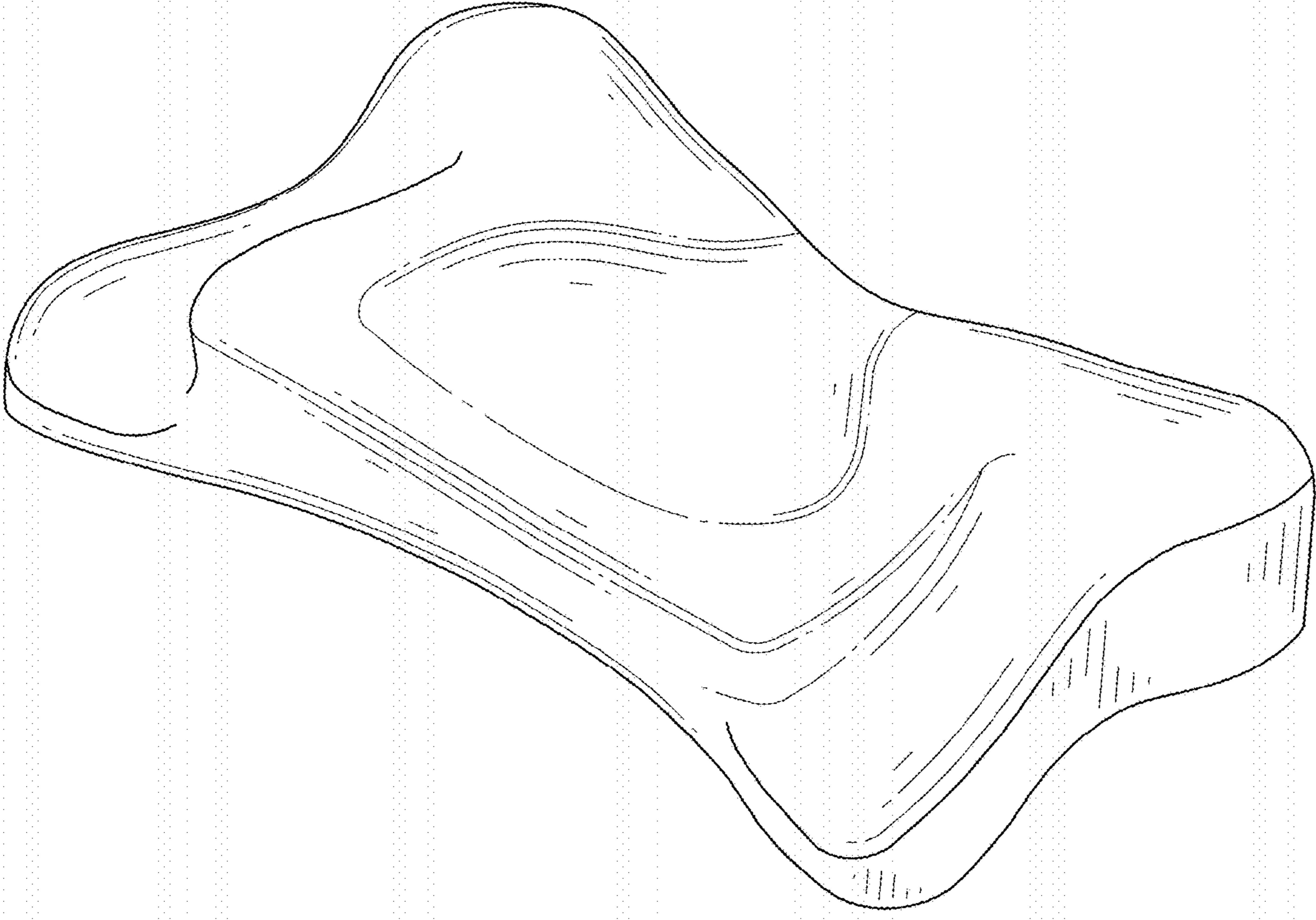


FIG. 7