



US00D880179S

(12) **United States Design Patent** (10) **Patent No.:** **US D880,179 S**
Wesline (45) **Date of Patent:** **** Apr. 7, 2020**

(54) **VEHICLE SEAT**
(71) Applicant: **Milsco, LLC**, Milwaukee, WI (US)
(72) Inventor: **Scott M. Wesline**, Menomonee Falls, WI (US)
(**) Term: **15 Years**
(21) Appl. No.: **29/671,732**
(22) Filed: **Nov. 29, 2018**
(51) **LOC (12) Cl.** **06-01**
(52) **U.S. Cl.**
USPC **D6/356**
(58) **Field of Classification Search**
USPC D6/339, 353, 356, 368, 601, 655, 716.1, D6/716.2, 716.3, 716.4, 716.5, 716.6, D6/716.7
CPC .. A47C 3/04; A47C 3/16; A47C 7/021; A47C 7/407; A47C 17/1655; A47K 3/122; B60N 2/02; B60N 2/20; B60N 2/22; B60N 2/32; B60N 2/38; B60N 2/3002; B60N 2/3004; B60N 2/3011; B60N 2/3065; B60N 2/3097; B63B 2709/00; B63B 29/04; B63B 2029/043; Y10S 297/02
See application file for complete search history.

D536,187 S * 2/2007 Goebert D6/356
D536,546 S * 2/2007 Goebert D6/356
D536,547 S * 2/2007 Goebert D6/356
D536,887 S * 2/2007 Goebert D6/356
7,722,068 B2 * 5/2010 Michelau B62K 9/02 280/220
D646,086 S * 10/2011 Hickman D6/375
D663,962 S * 7/2012 Muelder D6/356
D724,334 S * 3/2015 Ashley D6/356

(Continued)

OTHER PUBLICATIONS

“K & M 125 Uni Pro Bucket Seat, Yellow” Apr. 6, 2017, sportsmansguide.com, site visited Dec. 4, 2019 <<https://tineye.com/search/058ea4e689ffd90fc994a49a3d5989accfd4d864?page=1>> (Year: 2017).*

Primary Examiner — Kevin K Rudzinski
Assistant Examiner — Paul D Bohannon
(74) *Attorney, Agent, or Firm* — Boyle Fredrickson S.C.

(57) **CLAIM**

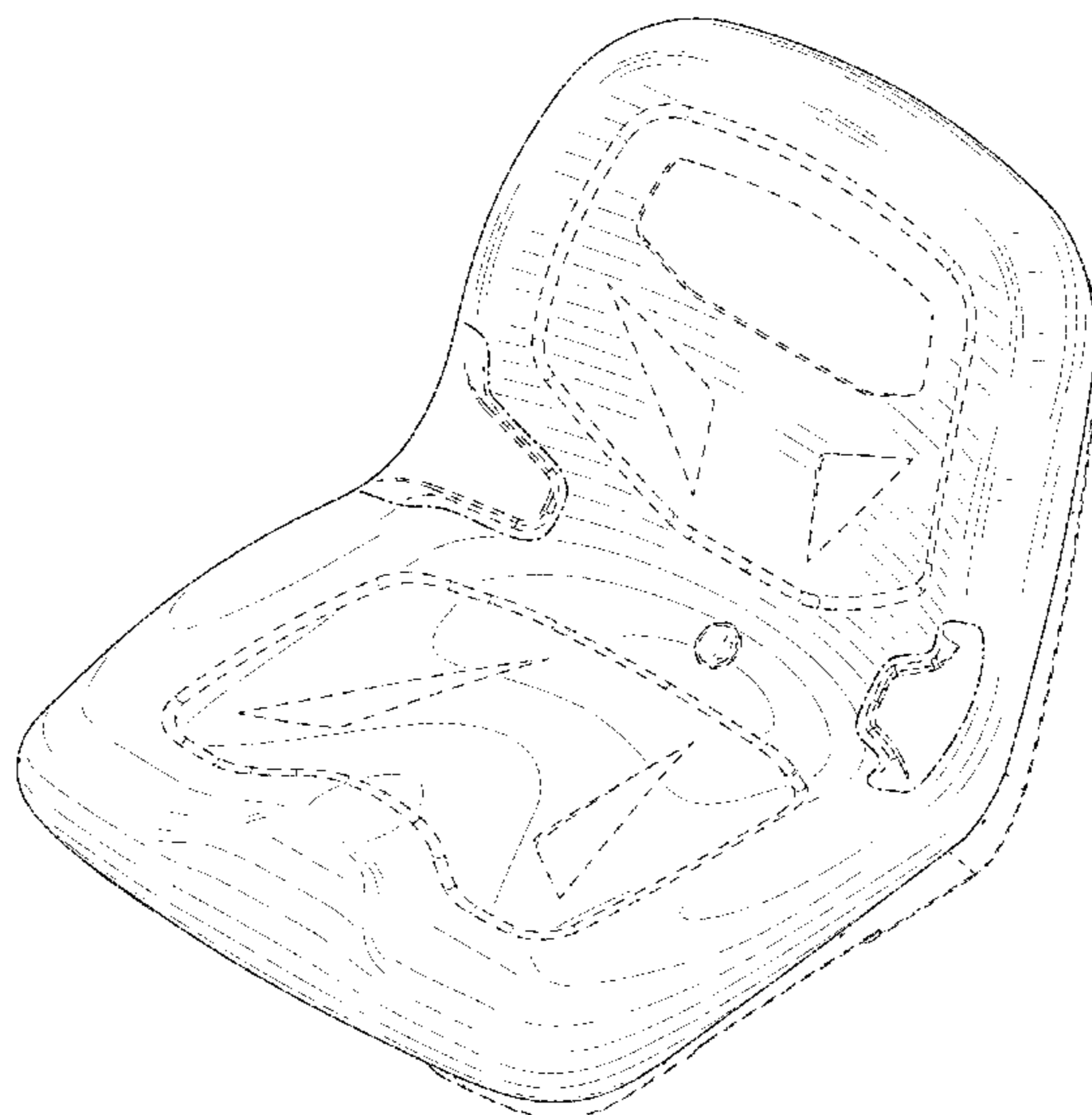
The ornamental design for a vehicle seat, as shown and described.

DESCRIPTION

FIG. 1 is a perspective view of a vehicle seat incorporating my new design, viewed from in front of, above, and from the left side thereof;
FIG. 2 is a front elevation view thereof;
FIG. 3 is a rear elevation view thereof;
FIG. 4 is a right side elevation view thereof;
FIG. 5 is a left side elevation view thereof;
FIG. 6 is a top plan view thereof; and,
FIG. 7 is a bottom plan view thereof.
The broken lines in FIGS. 1-7 form no part of the claimed design and include dot-dashed lines that define the bounds of the claimed design and dashed lines that illustrate portions of the vehicle seat that form no part of the claimed design.

1 Claim, 7 Drawing Sheets

(56) **References Cited**
U.S. PATENT DOCUMENTS
4,045,080 A * 8/1977 Barecki B60N 2/242 297/283.2
D249,102 S * 8/1978 Pelly D6/334
D289,706 S * 5/1987 Talmon D6/356
D358,262 S * 5/1995 Smoczynski D6/334
5,876,085 A * 3/1999 Hill B60N 2/502 296/65.02
D467,088 S * 12/2002 Haney D6/356
D482,881 S * 12/2003 Murphy D6/356
D482,882 S * 12/2003 Murphy D6/356
D516,824 S * 3/2006 Murphy D6/356



(56)

References Cited

U.S. PATENT DOCUMENTS

2005/0183653 A1* 8/2005 Lewis B63B 29/06
114/363
2005/0183655 A1* 8/2005 Lewis B63B 29/06
114/363

* cited by examiner

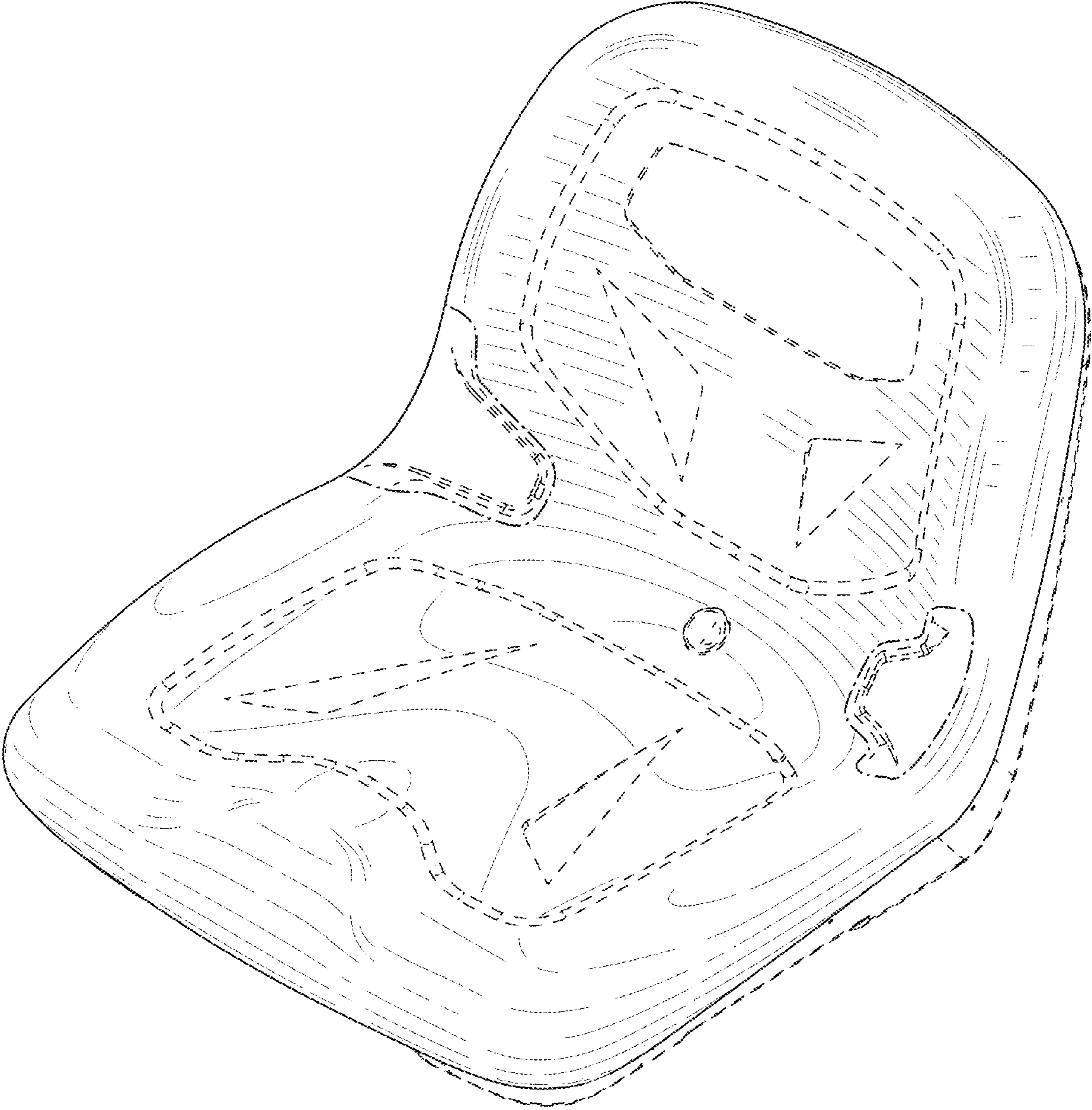


FIG. 1

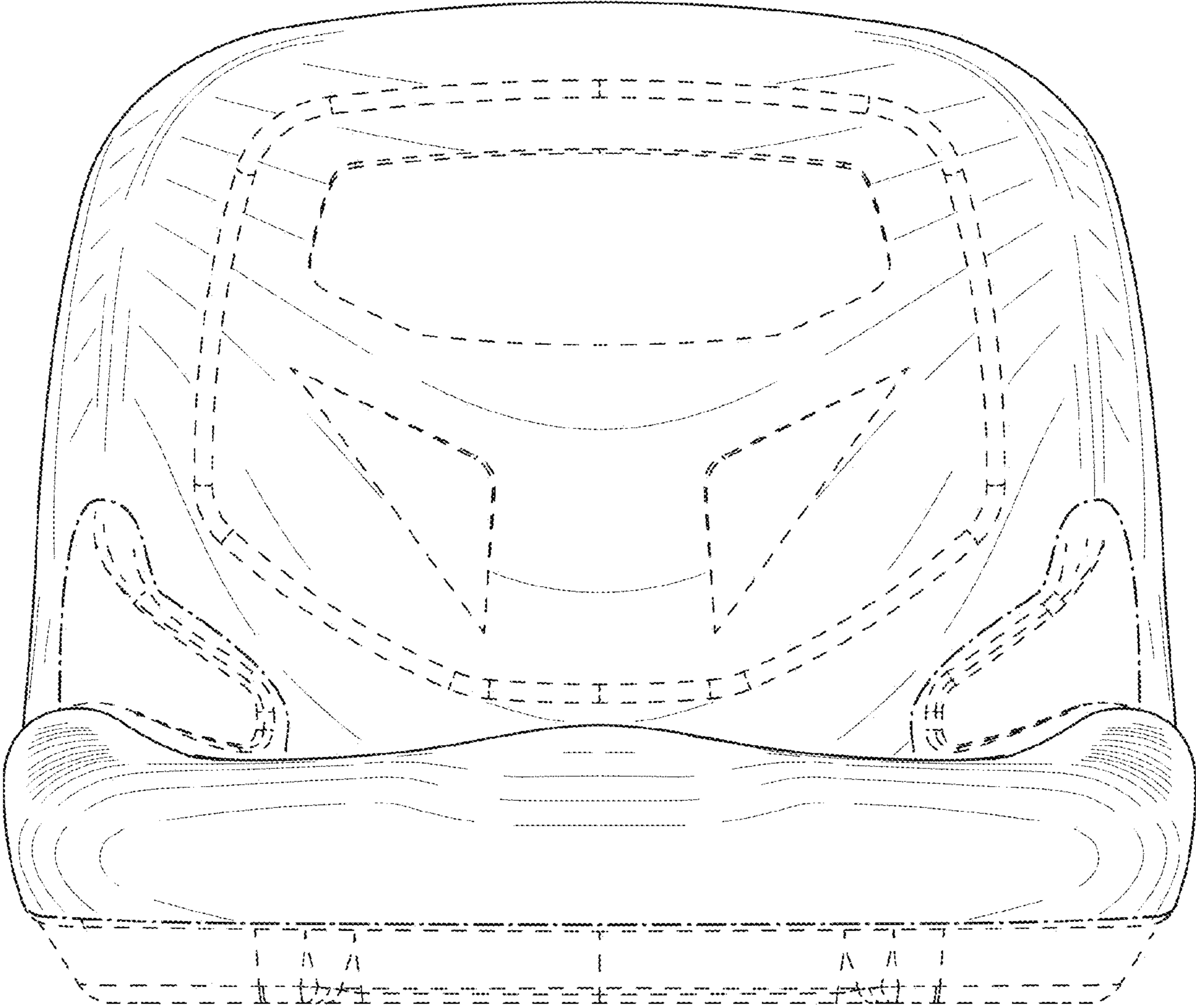


FIG. 2

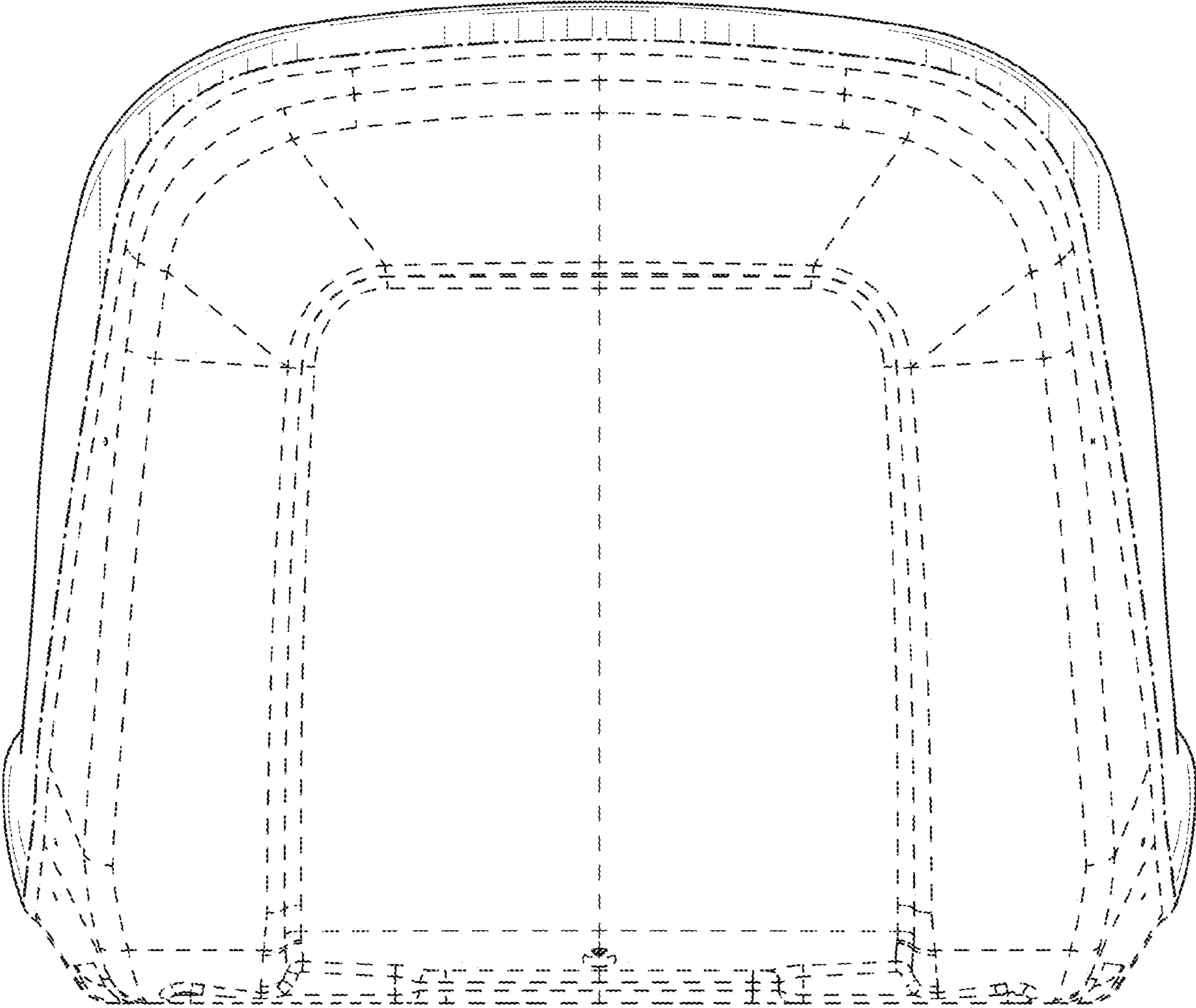


FIG. 3

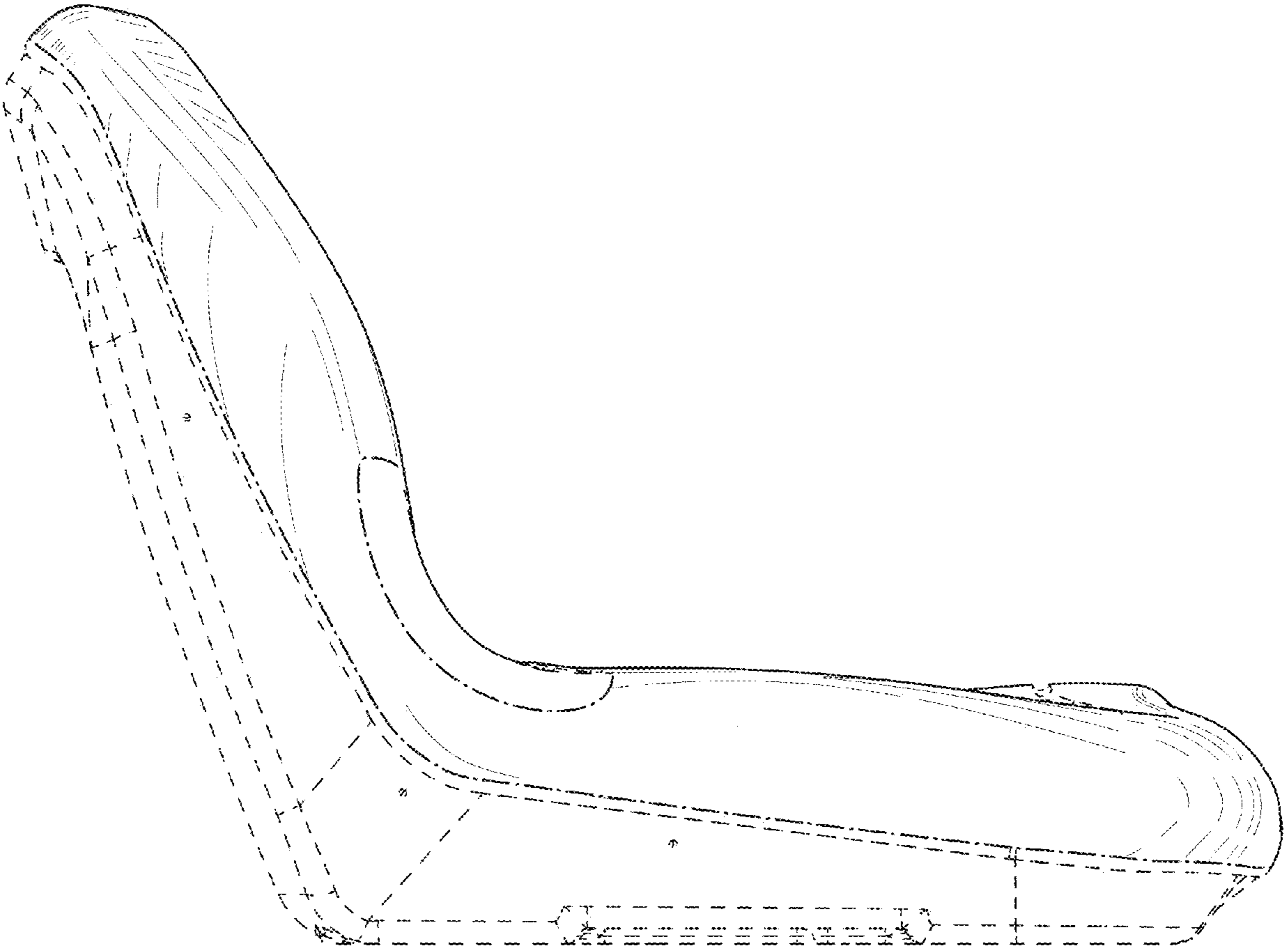


FIG. 4

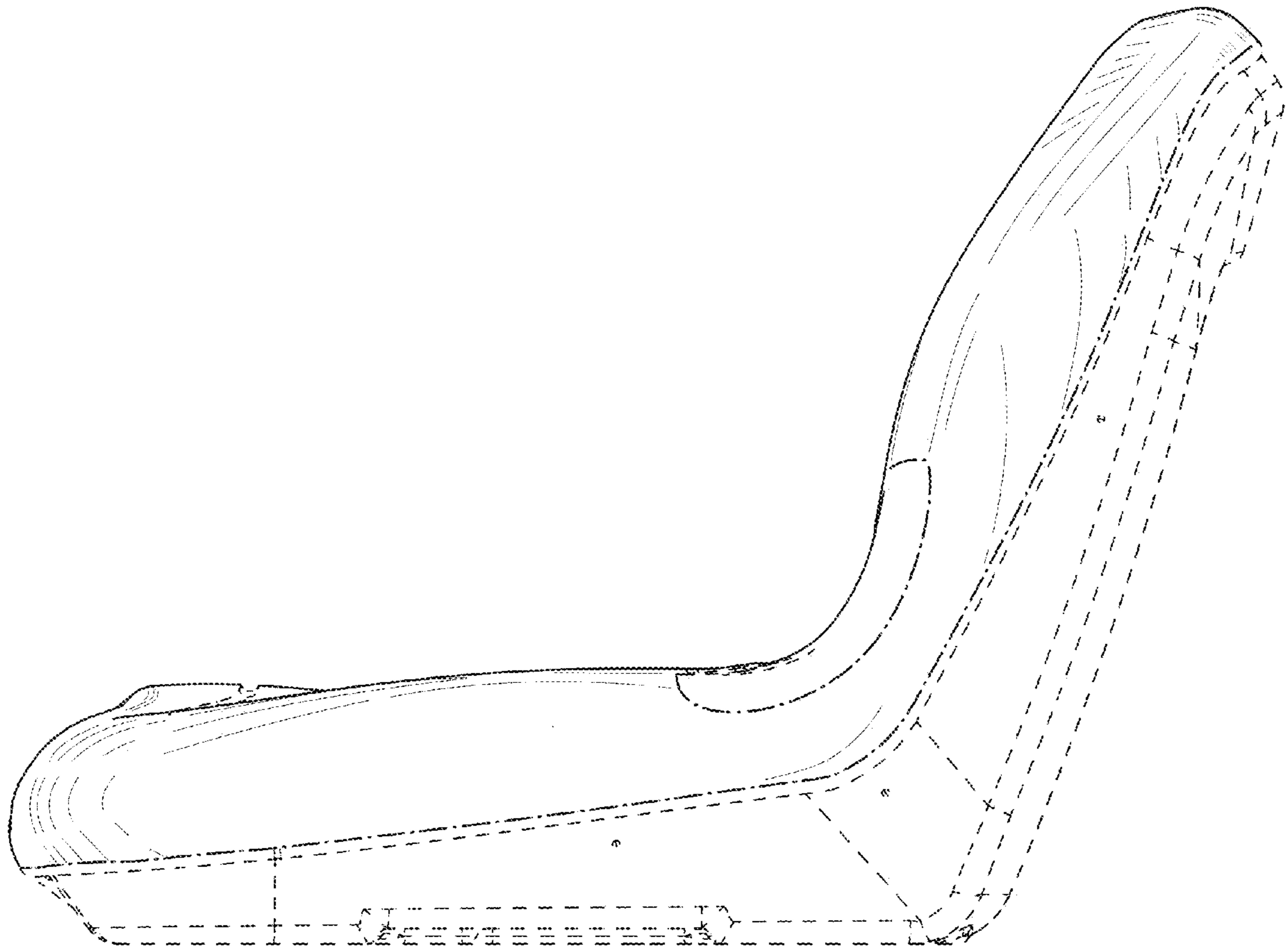


FIG. 5



FIG. 6

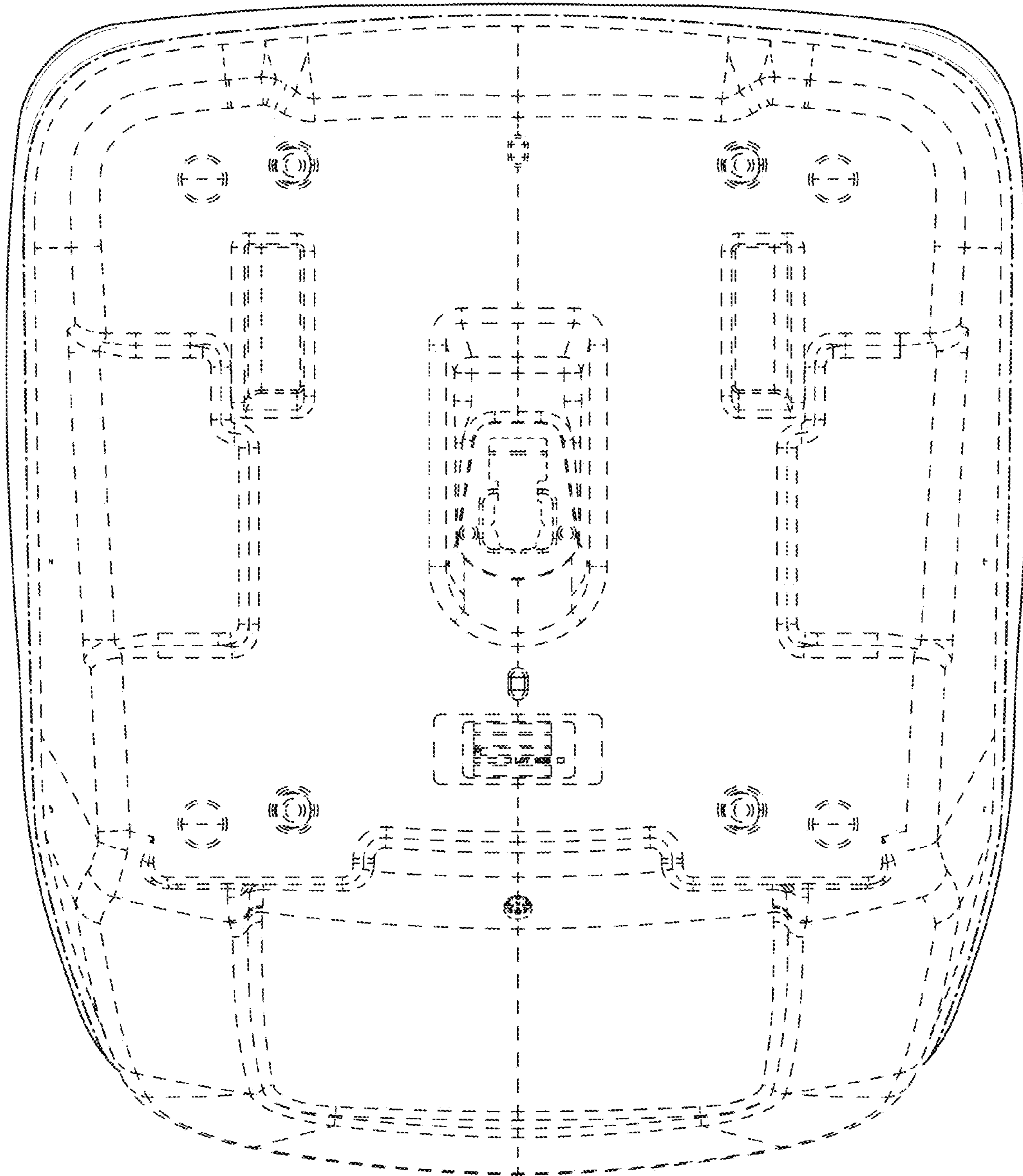


FIG. 7