



US00D880147S

(12) **United States Design Patent** (10) **Patent No.:** **US D880,147 S**
Sanz (45) **Date of Patent:** **** Apr. 7, 2020**

(54) **BACKPACK**
(71) Applicant: **TUMI, INC.**, Edison, NJ (US)
(72) Inventor: **Victor G. Sanz**, Whitehouse Station, NJ (US)
(73) Assignee: **TUMI, INC.**, Edison, NJ (US)
(**) Term: **15 Years**
(21) Appl. No.: **29/608,572**
(22) Filed: **Jun. 22, 2017**
(51) **LOC (12) Cl.** **03-01**
(52) **U.S. Cl.**
USPC **D3/217**
(58) **Field of Classification Search**
USPC D3/201, 216, 217, 254, 272, 279, 294;
D6/336, 368
CPC A45F 3/04; A45F 4/02; A45F 2003/045;
A45F 2003/125; A45F 3/02; A45F
2003/127; A45F 3/047; A45F 3/12; A45F
2003/001
See application file for complete search history.

D706,534 S * 6/2014 Zwetzig D3/216
D710,086 S * 8/2014 Szewczyk D3/217
D714,541 S 10/2014 Anderson et al.
D723,280 S 3/2015 Sanz
D739,653 S 9/2015 Majeau et al.
D745,777 S 12/2015 Zwetzig et al.
D752,856 S 4/2016 Marez
D796,187 S 9/2017 Bogue
D802,295 S 11/2017 Wu
D805,299 S 12/2017 Zhang
D811,728 S 3/2018 Sheikh
D816,990 S 5/2018 Naito et al.
D817,634 S 5/2018 Fusi
D819,959 S 6/2018 Choi
D824,660 S 8/2018 Ross
2002/0139820 A1 10/2002 Godshaw et al.
(Continued)

(56) **References Cited**

U.S. PATENT DOCUMENTS

4,767,039 A 8/1988 Jacober
D323,237 S * 1/1992 Zoltie D2/831
5,649,658 A 7/1997 Hoffman et al.
D459,884 S 7/2002 King
D543,021 S 5/2007 Lee et al.
D552,845 S 10/2007 Shor et al.
D569,099 S 5/2008 Gossett
D590,595 S 4/2009 Chu et al.
D623,857 S 9/2010 Austin
D674,183 S * 1/2013 Iacchetti D3/216
D674,591 S * 1/2013 Hargens D3/217
D702,434 S * 4/2014 Chalk D3/216
D706,027 S * 6/2014 Hock D3/216
D706,533 S * 6/2014 Hock D3/216

OTHER PUBLICATIONS

Requirement for Restriction/Election in U.S. Appl. No. 29/608,573 dated Oct. 3, 2018.
Primary Examiner — Jennifer L Watkins
(74) *Attorney, Agent, or Firm* — Lando & Anastasi, LLP

(57) **CLAIM**

The ornamental design for a backpack, as shown and described.

DESCRIPTION

FIG. 1 is a front perspective view of a backpack;
FIG. 2 is a front view of a backpack;
FIG. 3 is a rear view of a backpack;
FIG. 4 is a left side view of a backpack;
FIG. 5 is a right side view of a backpack;
FIG. 6 is a top view of a backpack; and,
FIG. 7 is a bottom view of a backpack.
The broken lines shown in the figures are for the purpose of depicting portions of the backpack and form no part of the claim.

1 Claim, 7 Drawing Sheets



(56)

References Cited

U.S. PATENT DOCUMENTS

2007/0045370 A1 3/2007 Hsieh
2007/0062994 A1* 3/2007 Shoemaker A41D 13/0012
224/576
2008/0029562 A1 2/2008 Hawkins et al.
2009/0201671 A1* 8/2009 Huntley A01K 27/006
362/108
2012/0048904 A1 3/2012 Scicluna
2015/0351510 A1 12/2015 Zwetzig

* cited by examiner



FIG. 1




FIG. 2

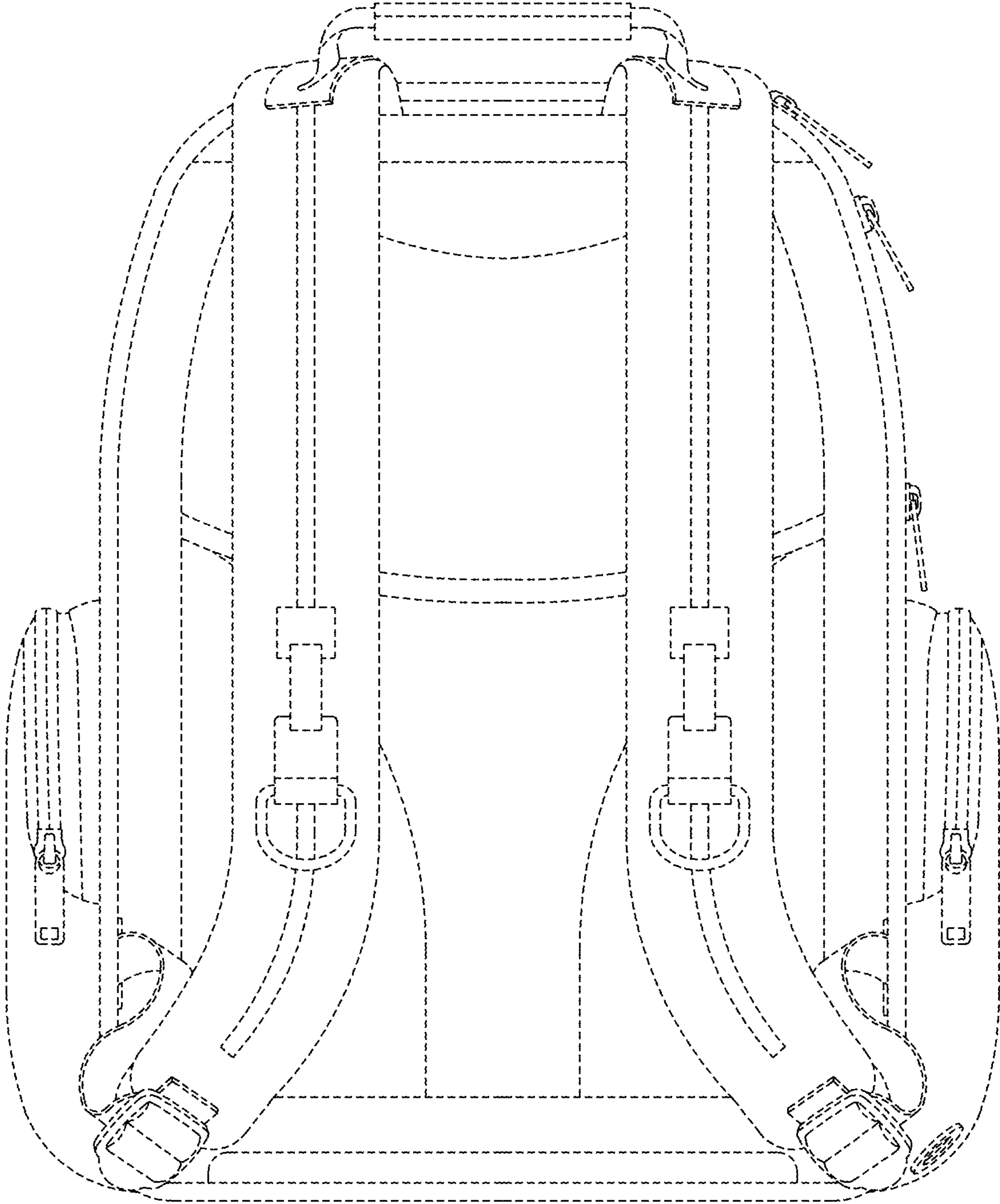


FIG. 3

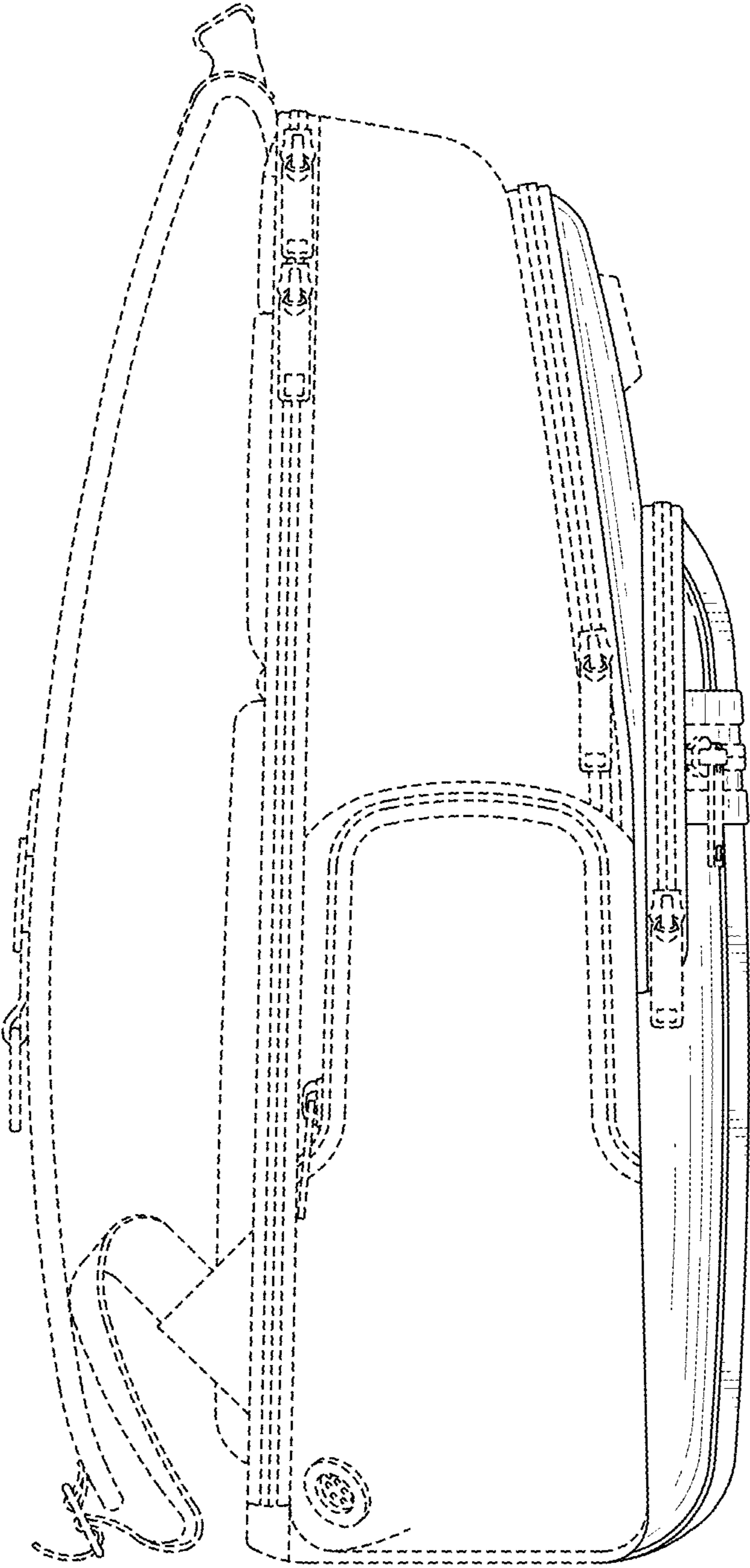


FIG. 4

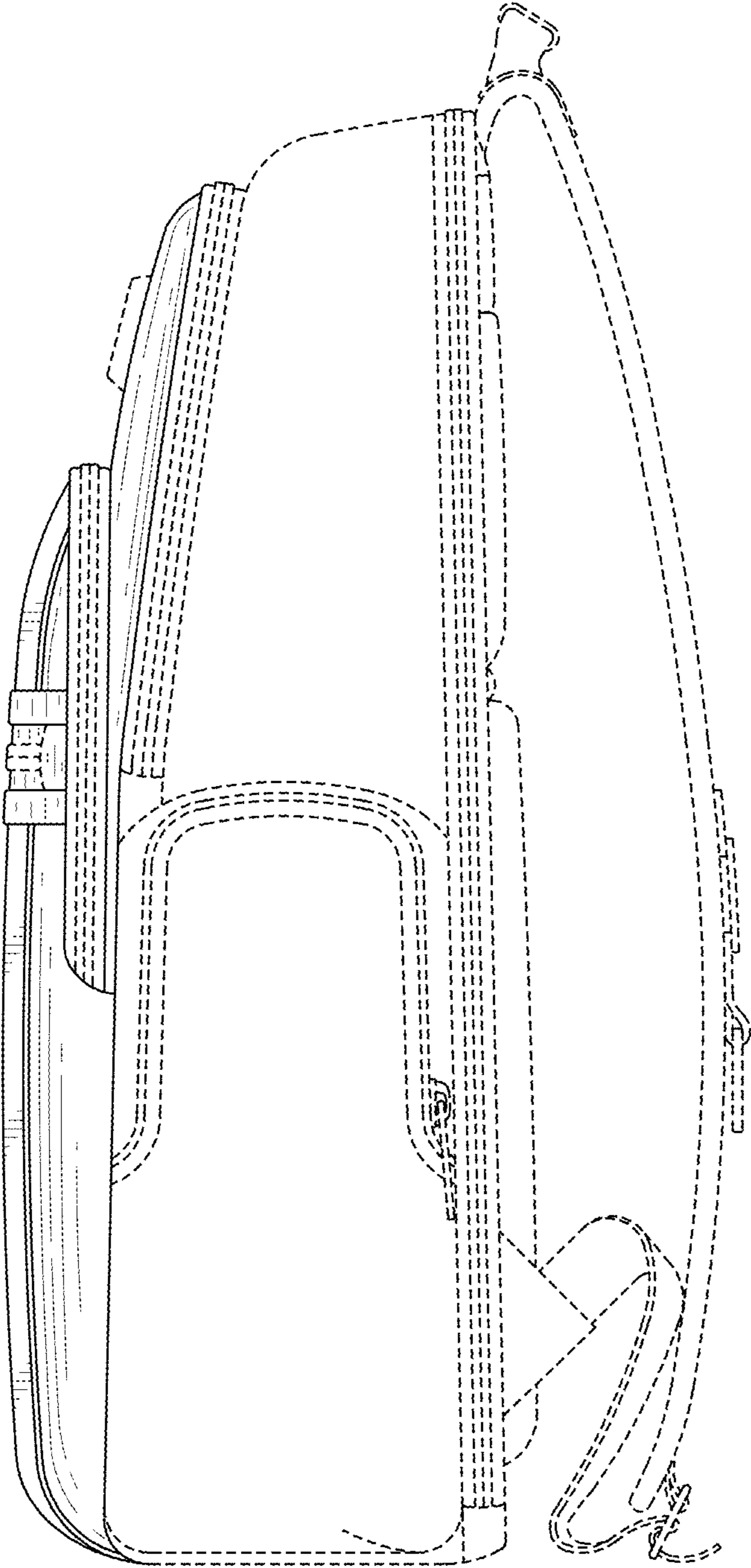


FIG. 5

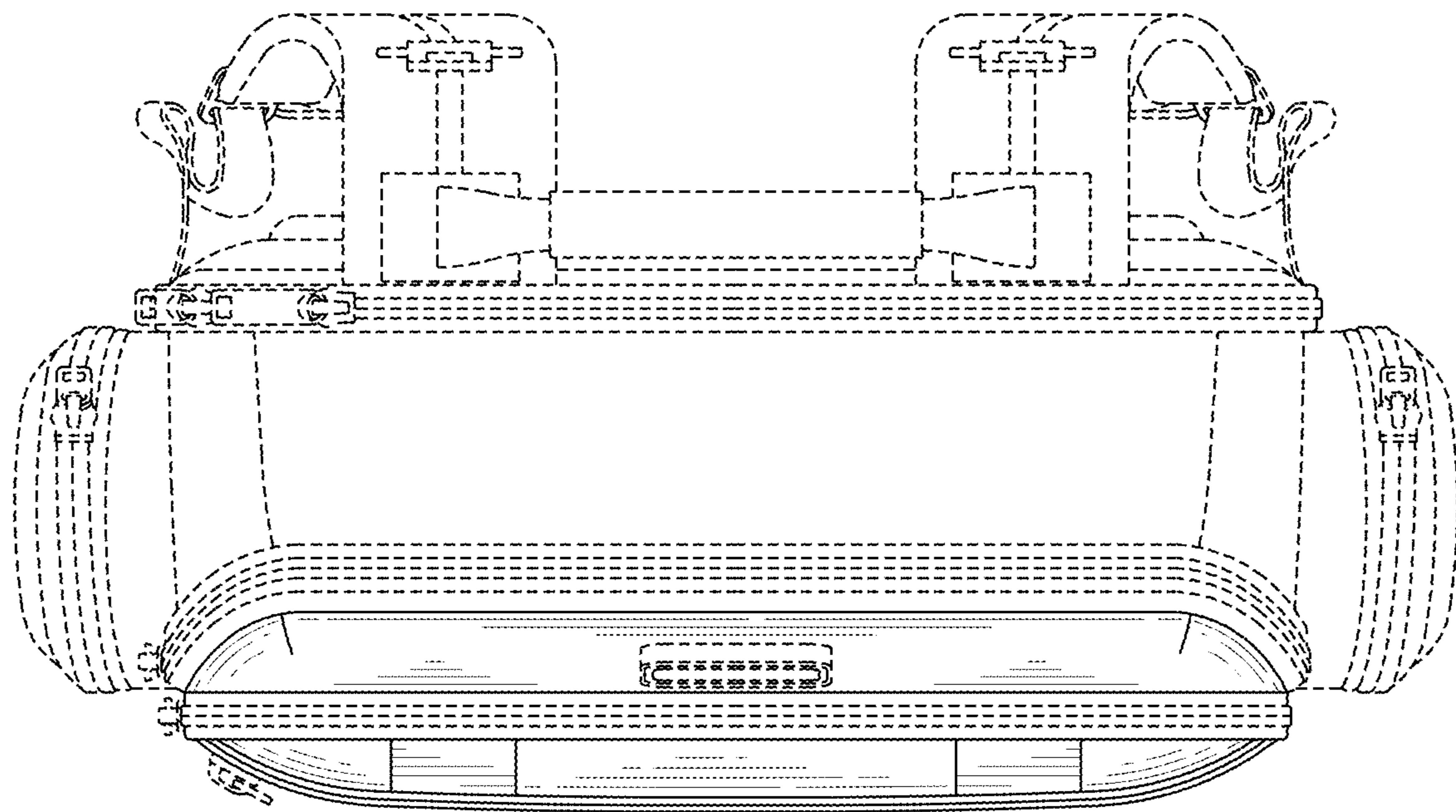


FIG. 6

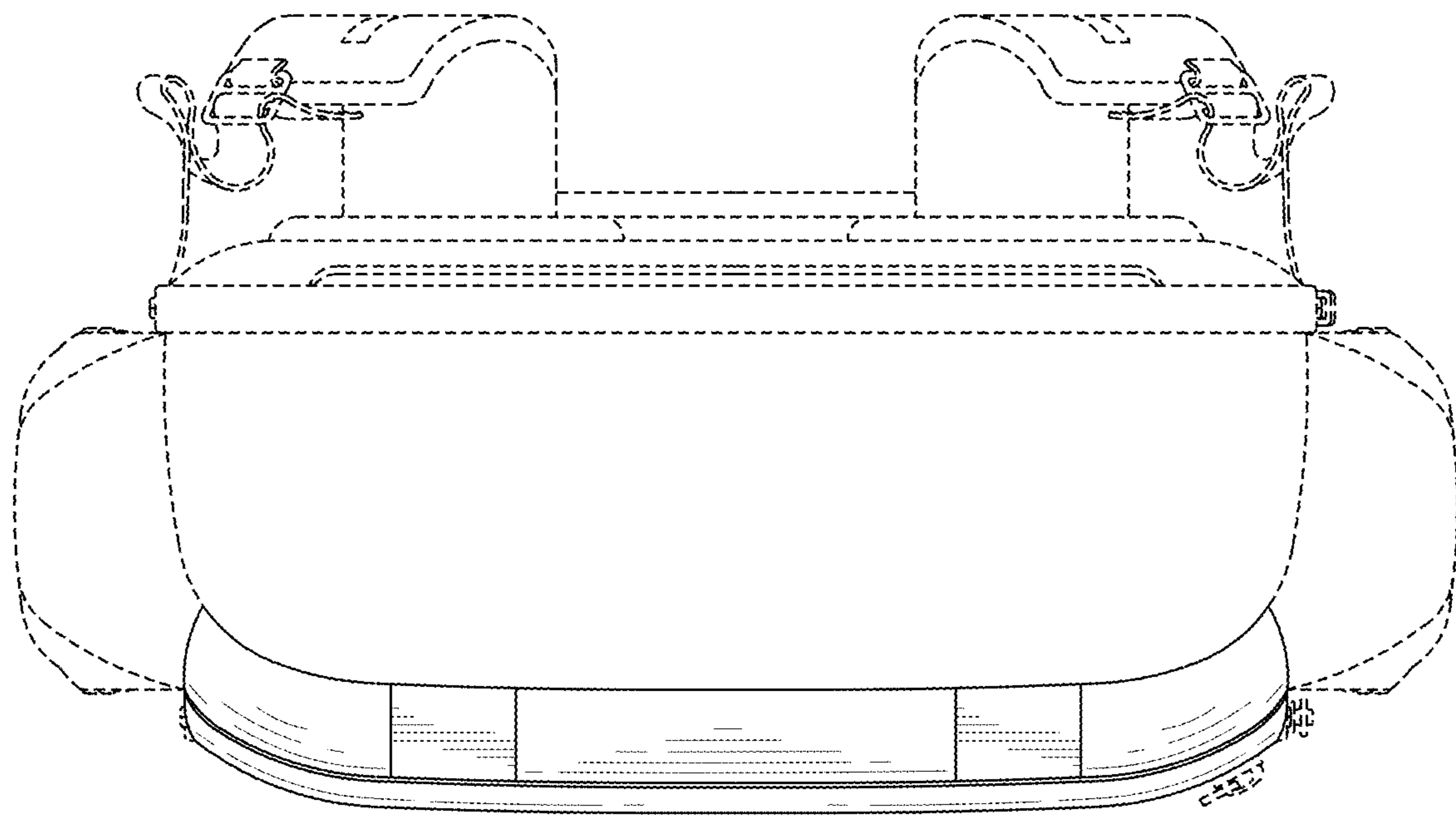


FIG. 7