



US00D880134S

(12) **United States Design Patent** (10) **Patent No.:** **US D880,134 S**
Ard (45) **Date of Patent:** **** Apr. 7, 2020**

- (54) **SHOE UPPER**
- (71) Applicant: **Skechers U.S.A., Inc. II**, Manhattan Beach, CA (US)
- (72) Inventor: **Aislin Ard**, Ranchos Palos Verdes, CA (US)
- (73) Assignee: **Skechers U.S.A., Inc. II**, Manhattan Beach, CA (US)
- (**) Term: **15 Years**
- (21) Appl. No.: **29/714,904**
- (22) Filed: **Nov. 26, 2019**

- D110,244 S * 6/1938 Epstein D2/935
- D112,052 S * 11/1938 Calderazzo D2/936
- D112,832 S 1/1939 Cohn
- D113,644 S 3/1939 Weiner
- D113,750 S * 3/1939 Macht D2/935
- D115,872 S * 7/1939 Epstein D2/939
- D115,873 S * 7/1939 Epstein D2/939
- D116,223 S * 8/1939 Epstein D2/935
- D116,429 S * 8/1939 Greenblatt D2/942
- D117,209 S * 10/1939 Wasserman D2/935
- D117,931 S * 12/1939 Lippert D2/935
- D124,841 S * 1/1941 Levin D2/939
- D150,731 S * 8/1948 Sandler D2/929
- D174,663 S * 5/1955 Stock et al. D2/936
- D273,627 S * 5/1984 Huberman D2/907
- D514,301 S * 2/2006 Kelsey D2/971
- D524,022 S * 7/2006 Kelsey D2/971
- D525,020 S * 7/2006 Kelsey D2/971

(Continued)

Related U.S. Application Data

- (62) Division of application No. 29/695,526, filed on Jun. 19, 2019.
- (51) **LOC (12) Cl.** **04-04**
- (52) **U.S. Cl.**
USPC **D2/971**
- (58) **Field of Classification Search**
USPC D2/896, 902, 906-908, 923, 925-942,
D2/946, 969, 971; D5/47, 49, 50, 53, 54,
D5/56, 60
CPC ... A43B 13/181; A43B 13/141; A43B 13/186;
A43B 13/188; A43B 23/00; A43B 23/02;
A43B 5/00; A43B 23/26; A43B 1/04;
A43B 11/14; A43B 7/00; A43B 3/12;
A43C 3/00; A43C 5/00; A43C 7/00;
A43C 11/004
See application file for complete search history.

Primary Examiner — Dominic V Simone

(74) *Attorney, Agent, or Firm* — Marshall A. Lerner; Marvin H. Kleinberg; Kleinberg & Lerner, LLP

(57) **CLAIM**

The ornamental design for a shoe upper, as shown and described.

DESCRIPTION

FIG. 1 is a perspective view of a knit shoe upper in accordance with my new design.
FIG. 2 is a left side view thereof;
FIG. 3 is a right side view thereof;
FIG. 4 is a top view thereof;
FIG. 5 is a bottom view thereof;
FIG. 6 is a rear view thereof; and,
FIG. 7 is a front view thereof.

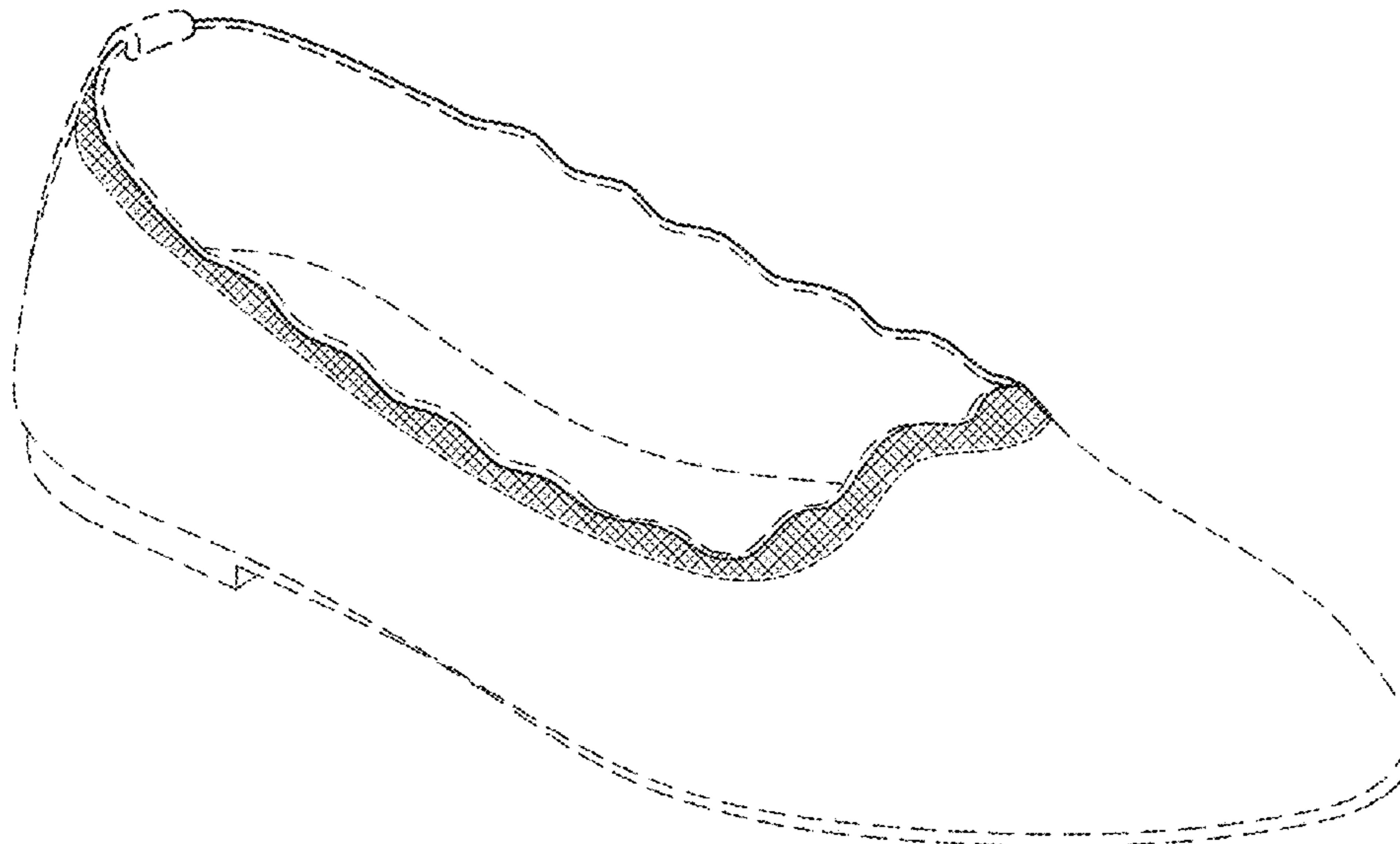
The broken lines shown in the drawings represent portions of the shoe upper, Midsole Periphery and Outsole Bottom that form no part of the claimed design. The cross-hatched shading in FIGS. 1, 2, 3, 4, 6, and 7 represents a knit material that forms the footwear upper.

1 Claim, 6 Drawing Sheets

(56) **References Cited**

U.S. PATENT DOCUMENTS

- D99,834 S * 5/1936 Troy D2/939
- D105,062 S * 6/1937 Odencrants D2/935
- D108,134 S * 1/1938 Weinstat D2/971



(56)

References Cited

U.S. PATENT DOCUMENTS

D525,418 S *	7/2006	Kelsey	D2/971
D571,548 S *	6/2008	Seamans	D2/925
D660,565 S *	5/2012	Della Valle	D2/925
D668,850 S *	10/2012	Pozzi	D2/925
D755,487 S	5/2016	Gavrieli et al.	
D756,084 S	5/2016	Gavrieli et al.	
D758,052 S	6/2016	Gavrieli et al.	
D797,415 S *	9/2017	Slimane	D2/936
D844,313 S *	4/2019	Hawthornwaite	D2/971
D846,844 S *	4/2019	Gavrieli	D2/939

* cited by examiner

FIG. 1

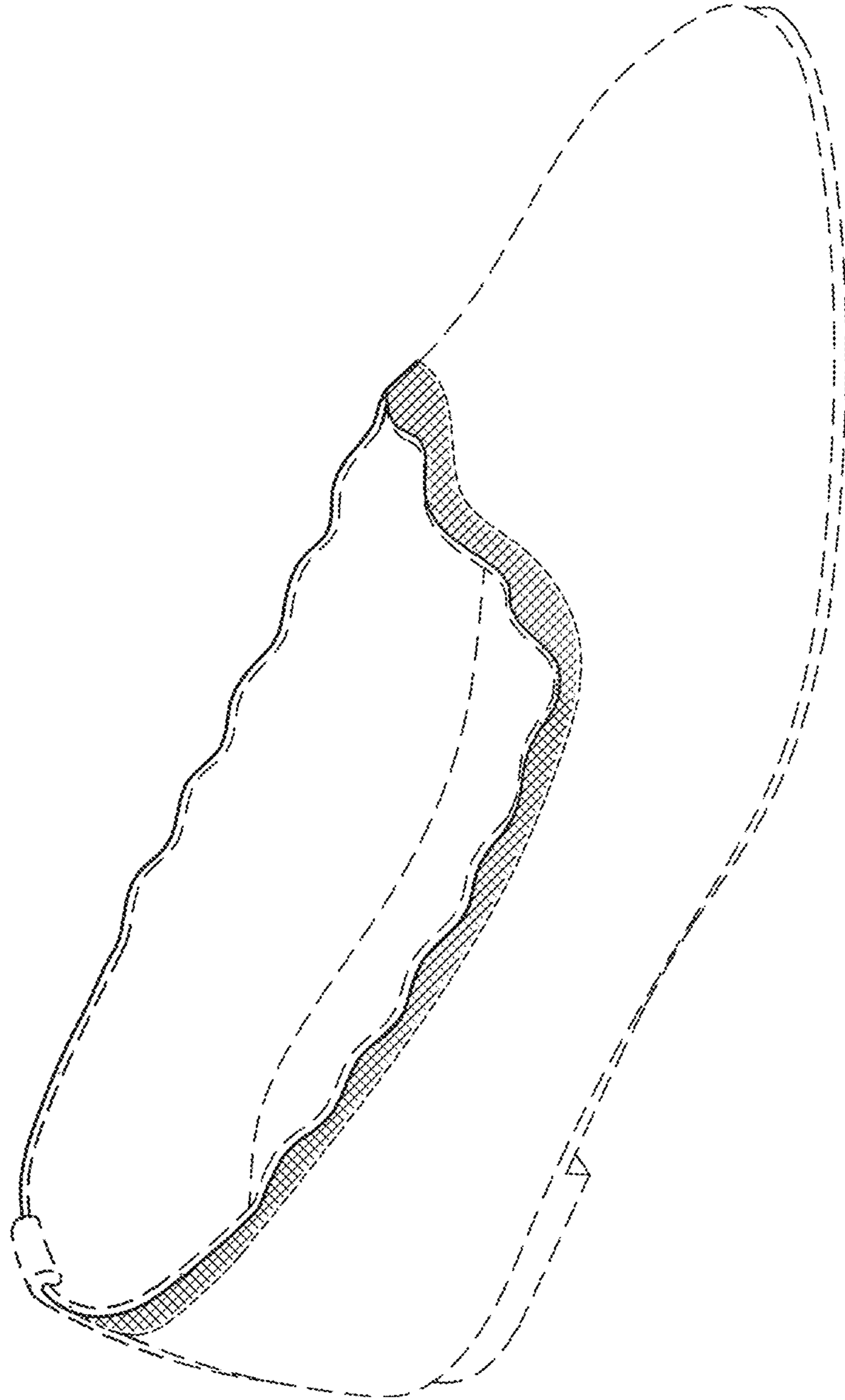


FIG. 2

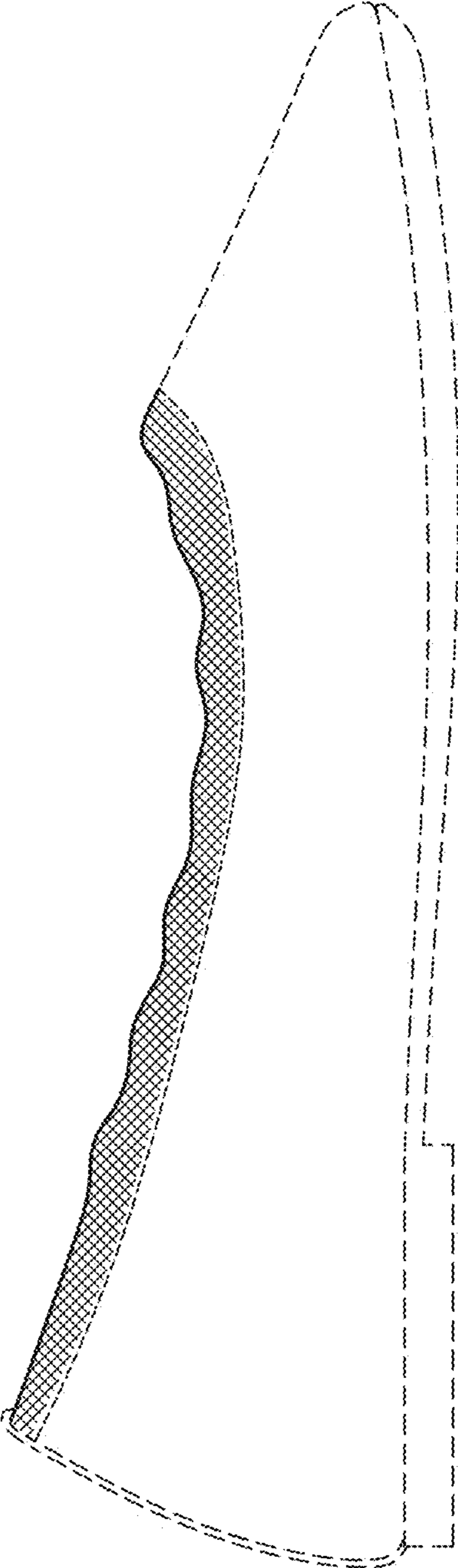


FIG. 3

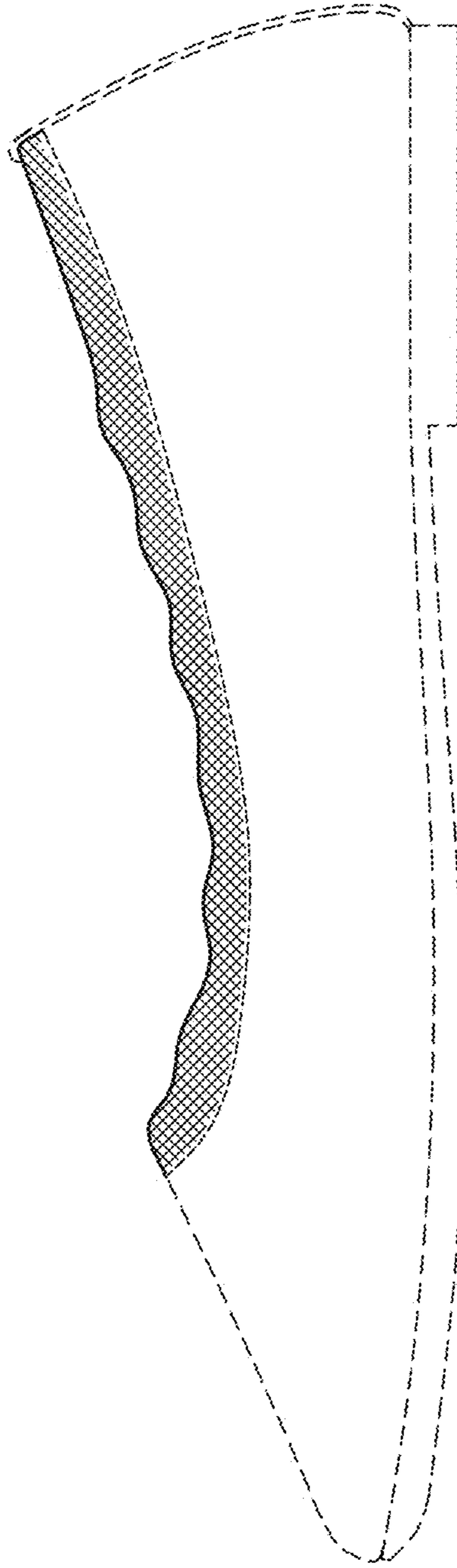


FIG. 4

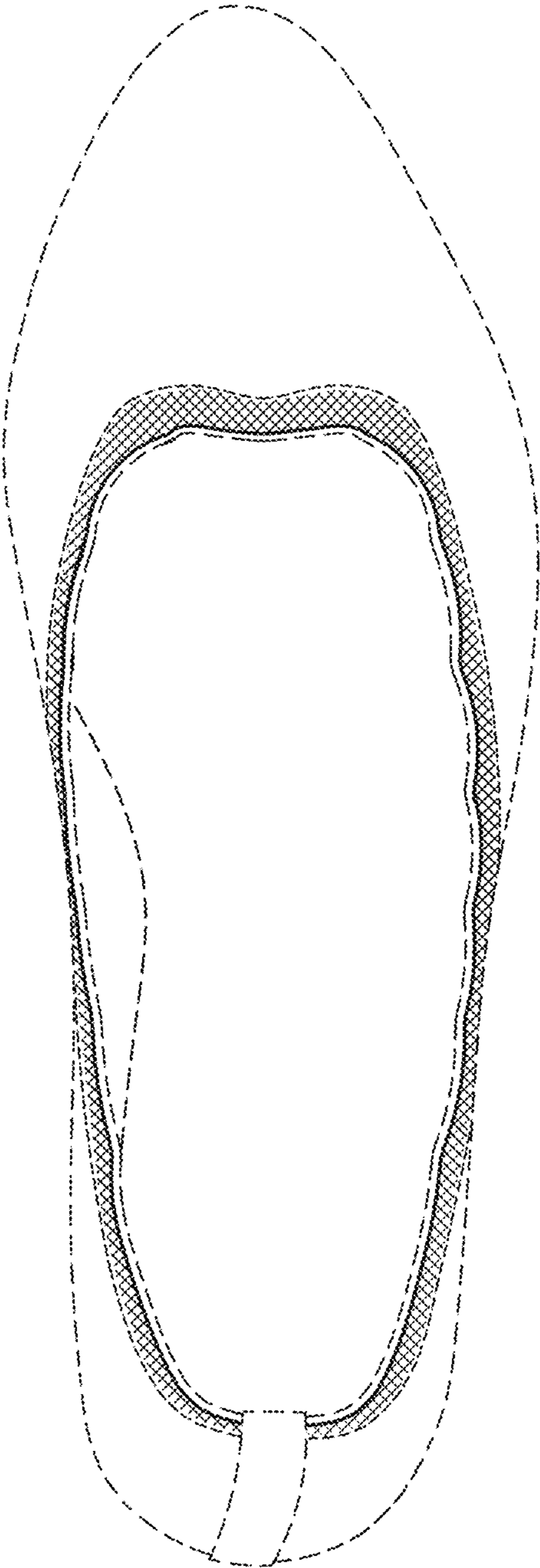


FIG. 5

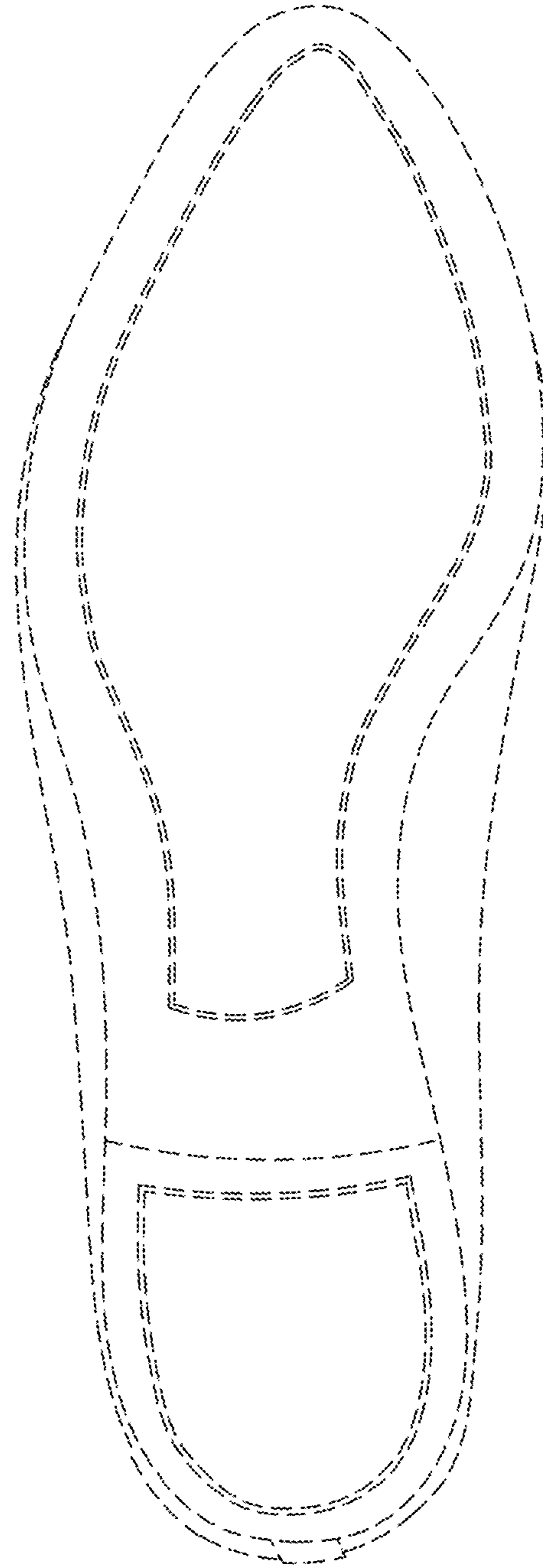


FIG. 7

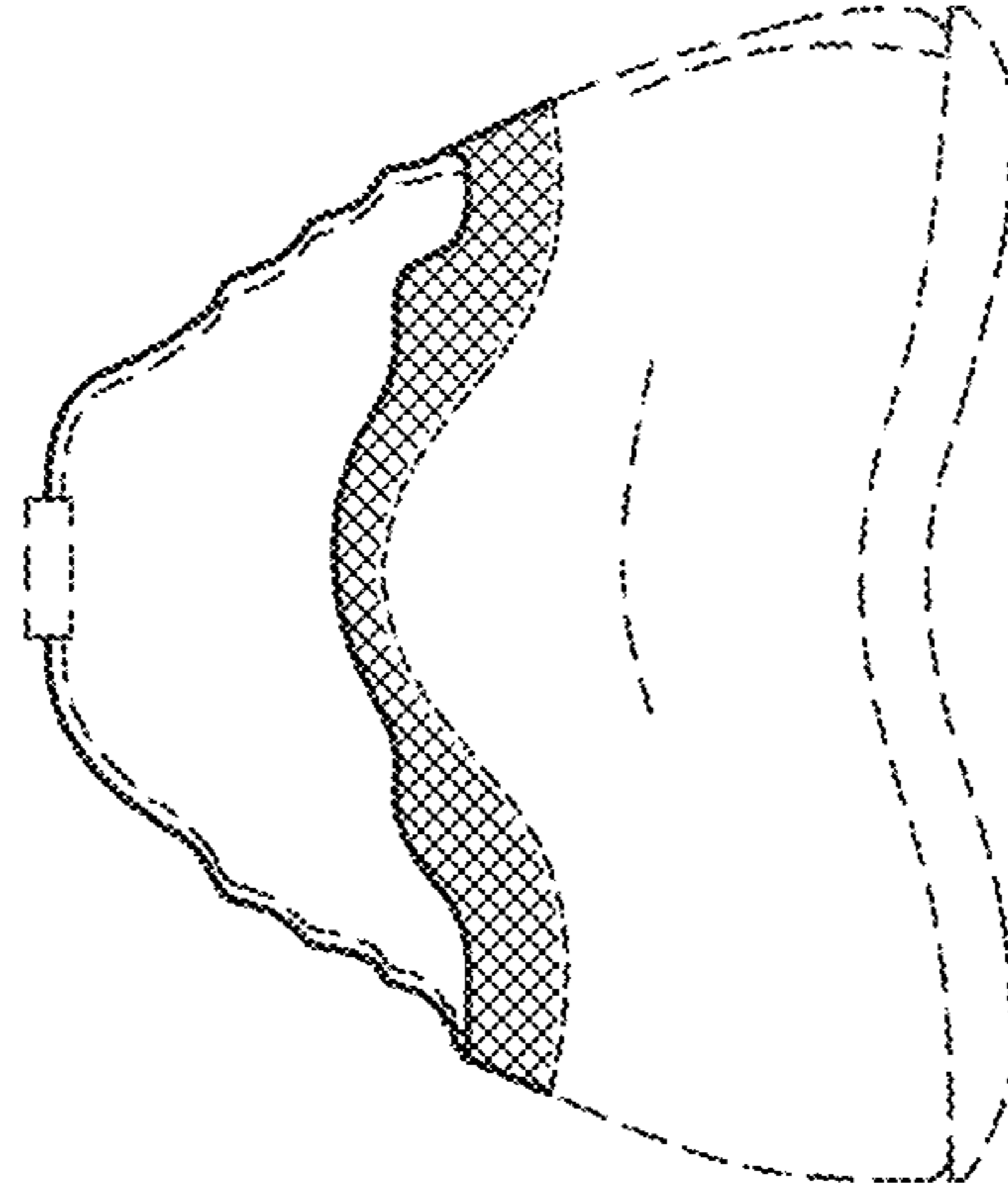


FIG. 6

