



US00D880133S

(12) **United States Design Patent**  
**Ledbetter**

(10) **Patent No.:** **US D880,133 S**

(45) **Date of Patent:** **\*\* Apr. 7, 2020**

(54) **BOOT**

(71) Applicant: **LaCrosse Footwear, Inc.**, Portland, OR  
(US)

(72) Inventor: **Christopher Wayne Ledbetter**,  
Vancouver, WA (US)

(73) Assignee: **LaCrosse Footwear, Inc.**, Portland, OR  
(US)

(\*\*) Term: **15 Years**

(21) Appl. No.: **29/648,275**

(22) Filed: **May 18, 2018**

**Related U.S. Application Data**

(63) Continuation of application No. 29/618,746, filed on  
Sep. 22, 2017, now Pat. No. Des. 819,320, which is  
a continuation of application No. 29/577,040, filed on  
Sep. 8, 2016, now Pat. No. Des. 799,171.

(51) **LOC (12) Cl.** ..... **02-04**

(52) **U.S. Cl.**  
USPC ..... **D2/970; D2/911; D2/912**

(58) **Field of Classification Search**  
USPC ..... D2/896-900, 909-912, 920, 943, 946,  
D2/969, 970-974

CPC ..... A43B 23/07; A43B 3/16; A43B 23/00;  
A43B 23/02; A43B 5/04; A43B 3/02  
See application file for complete search history.

(56) **References Cited**

**U.S. PATENT DOCUMENTS**

D204,658 S 5/1966 Wakeland  
D347,108 S \* 5/1994 Foster ..... D2/911

D354,164 S \* 1/1995 Werman ..... D2/970  
D368,361 S \* 4/1996 Brooks ..... D2/912  
D380,599 S \* 7/1997 Brooks ..... D2/970  
D382,992 S \* 9/1997 Chiu ..... D2/912  
D401,401 S 11/1998 Brooks et al.  
D407,196 S 3/1999 Brooks  
D449,435 S 10/2001 Matthews et al.  
D667,209 S \* 9/2012 Castellon ..... D2/912  
D686,816 S 7/2013 Lam  
D687,219 S \* 8/2013 Anderson ..... D2/912  
D703,420 S \* 4/2014 Truelsen ..... D2/912  
D704,422 S 5/2014 Truelsen  
D707,427 S 6/2014 Barker  
D737,035 S \* 8/2015 Nakano ..... D2/911  
D799,171 S 10/2017 Ledbetter  
D819,320 S 6/2018 Ledbetter  
D825,910 S \* 8/2018 Nelson ..... D2/970  
D858,046 S \* 9/2019 Ledbetter ..... D2/912

\* cited by examiner

*Primary Examiner* — Rashida C. Walshon

(74) *Attorney, Agent, or Firm* — Perkins Coie LLP

(57) **CLAIM**

The ornamental design for a boot, as shown and described.

**DESCRIPTION**

FIG. 1 is an isometric view of a boot showing the new design.

FIG. 2 is a front elevation view thereof.

FIG. 3 is a rear elevation view thereof.

FIG. 4 is a right-side elevation view thereof.

FIG. 5 is a left-side elevation view thereof.

FIG. 6 is a top plan view thereof; and,

FIG. 7 is a bottom plan view thereof.

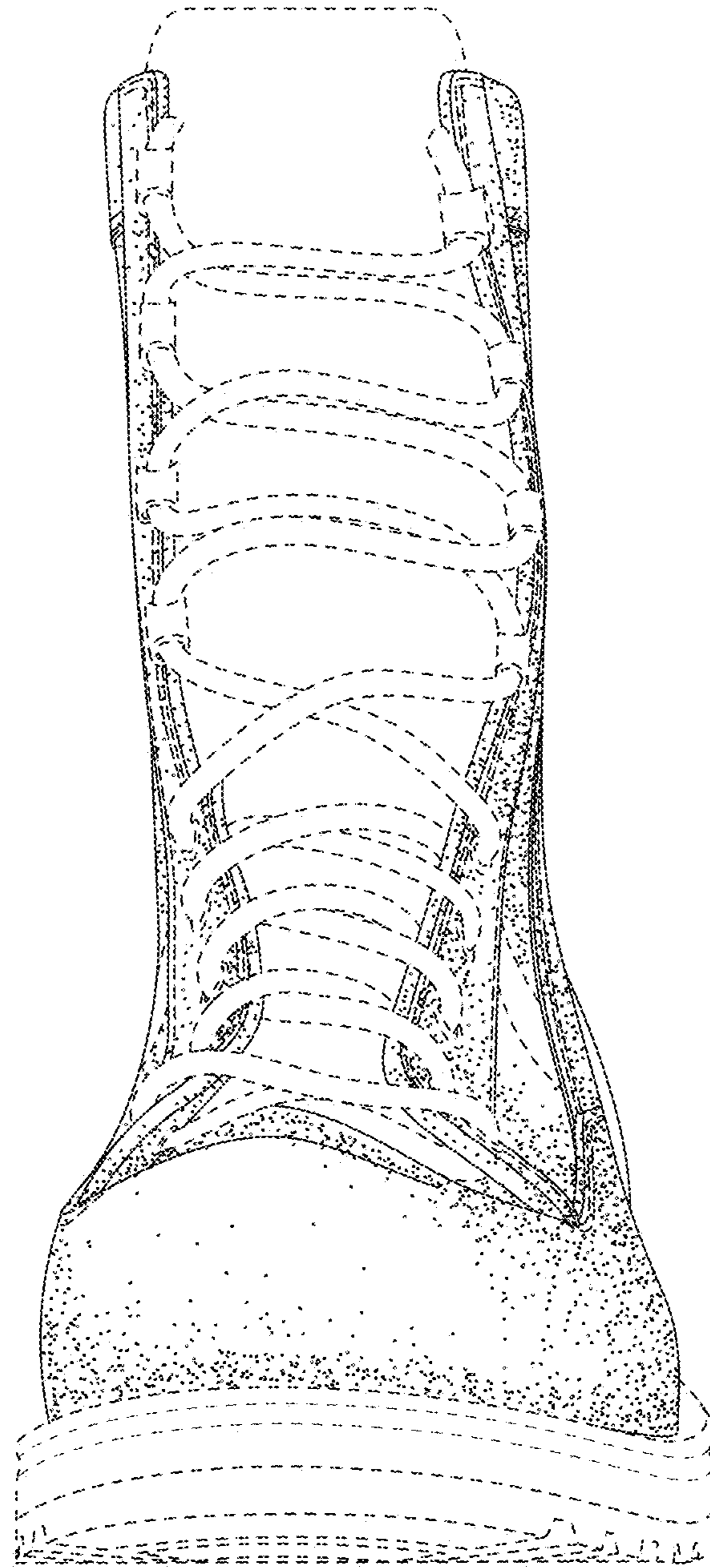
The broken lines in the drawings represent portions of the boot that form no part of the claim.

**1 Claim, 7 Drawing Sheets**

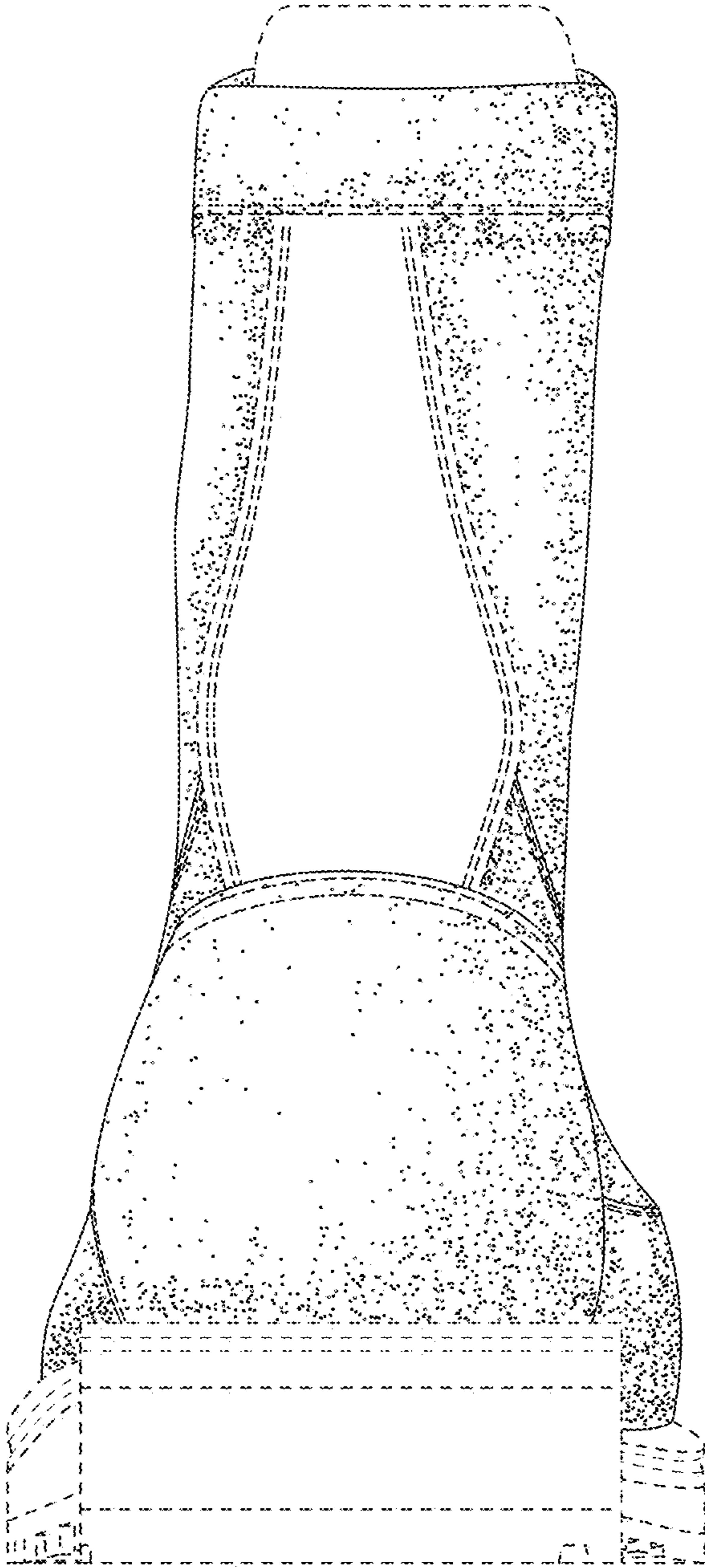




Fig. 1



*Fig. 2*



*Fig. 3*

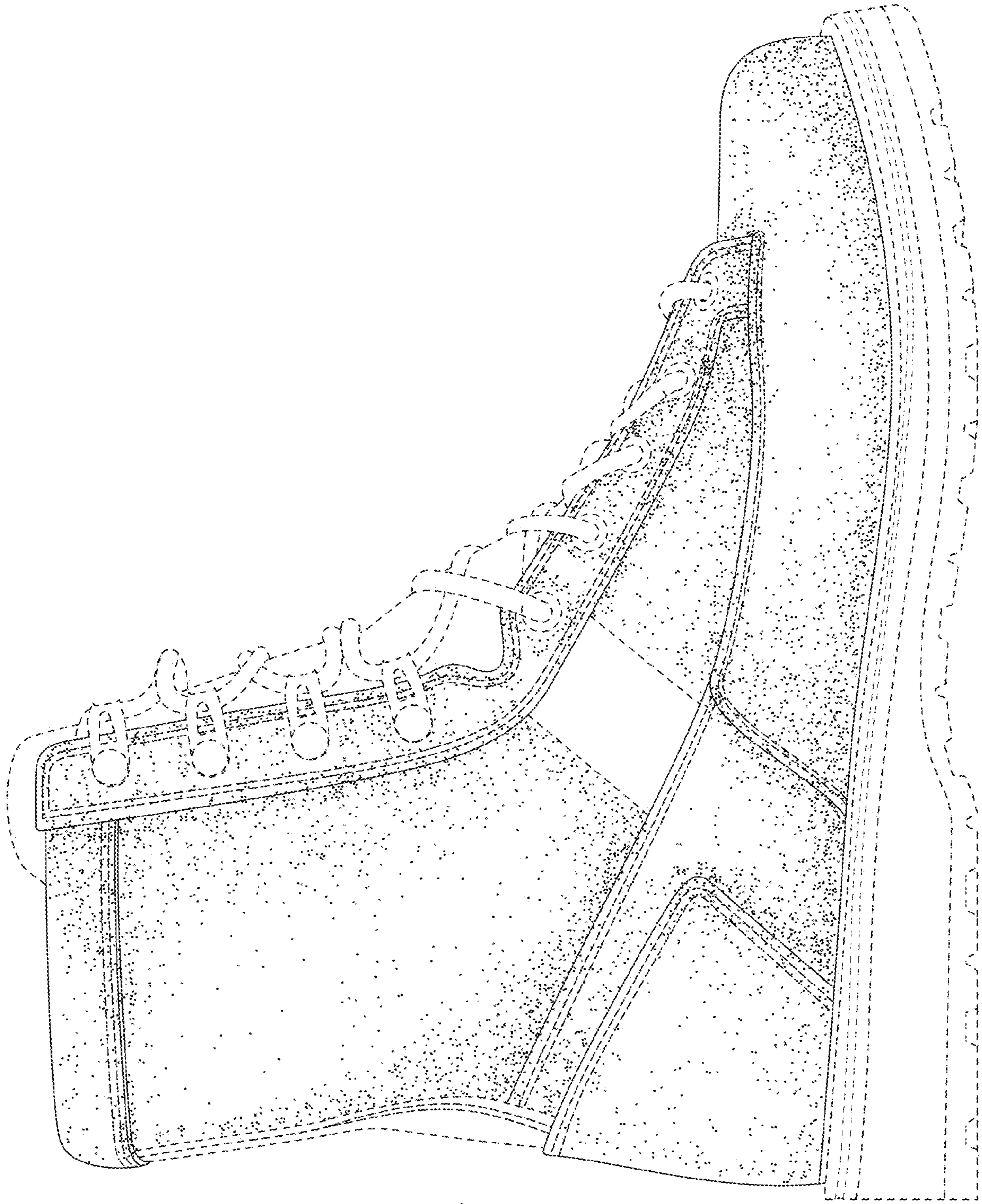


Fig. 4

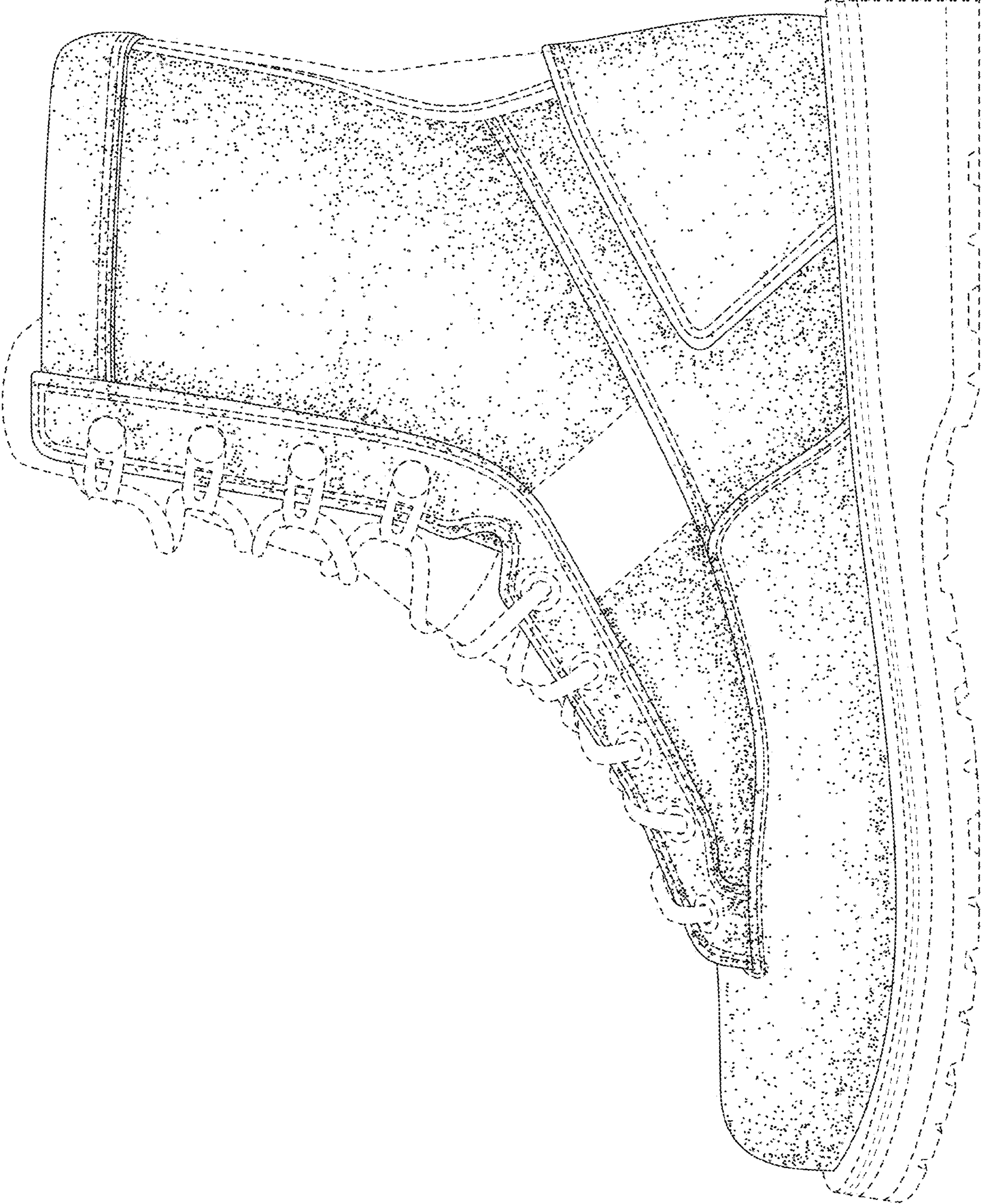
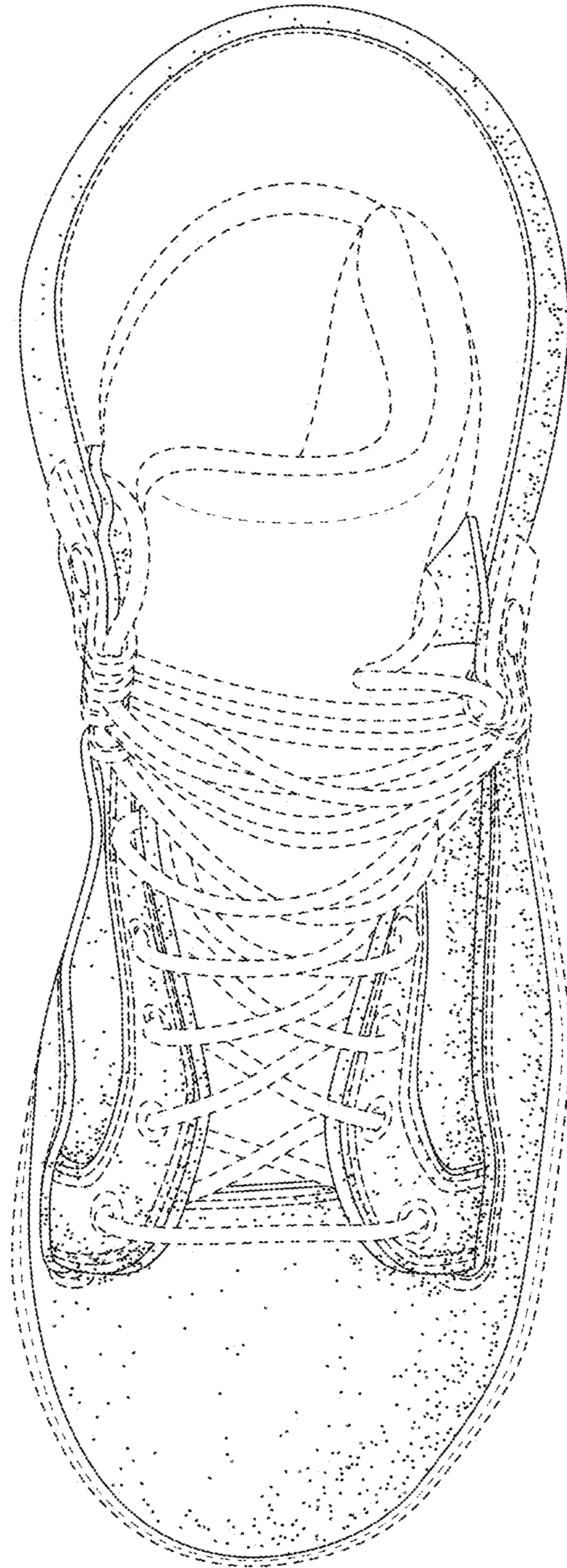


Fig. 5



*Fig. 6*

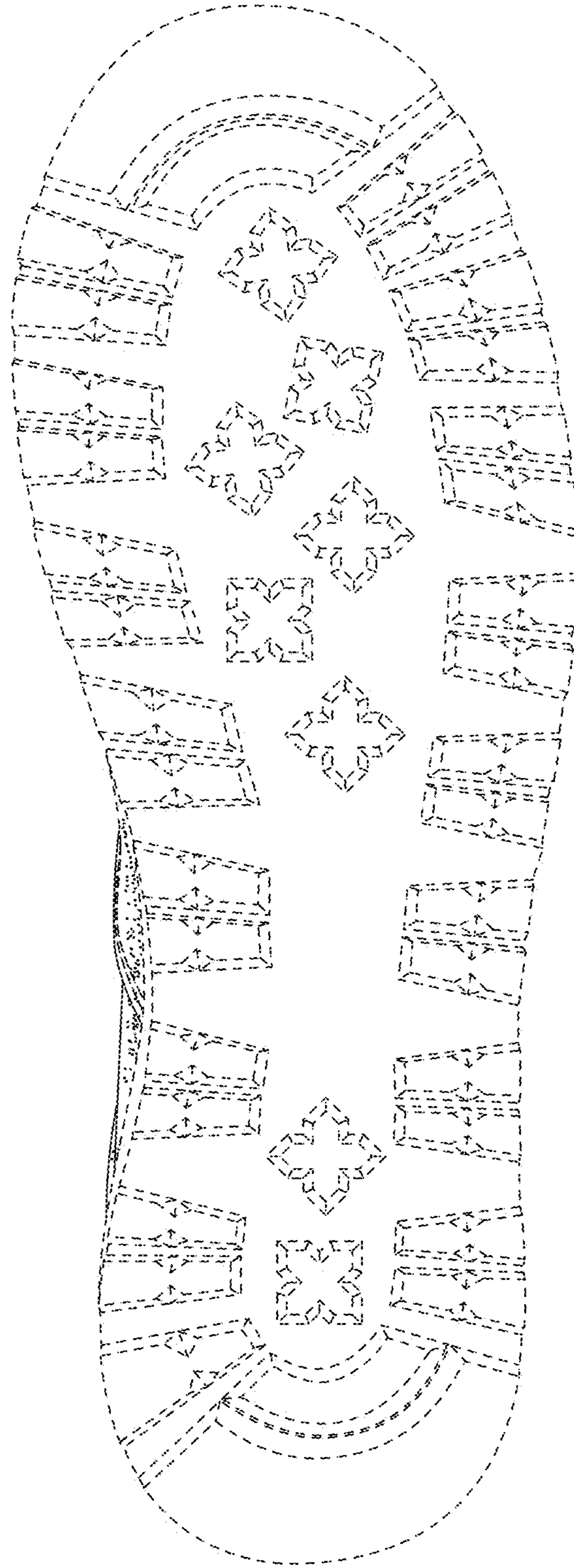


Fig. 7