



US00D880125S

(12) **United States Design Patent**
Lin

(10) **Patent No.:** **US D880,125 S**

(45) **Date of Patent:** **** Apr. 7, 2020**

(54) **OUTSOLE WITH FOOT ARCH SUPPORT PAD**

(71) Applicant: **Yong Lin**, Zhejiang (CN)

(72) Inventor: **Yong Lin**, Zhejiang (CN)

(73) Assignee: **Shenzhen Tiantianle Trading Co., Ltd.**, Shenzhen (CN)

(**) Term: **15 Years**

(21) Appl. No.: **29/638,790**

(22) Filed: **Mar. 1, 2018**

(51) **LOC (12) Cl.** **02-04**

(52) **U.S. Cl.**
USPC **D2/954**; D2/947; D2/951; D2/953;
D2/960

(58) **Field of Classification Search**

USPC D2/902, 906, 908, 916, 918, 925,
D2/946-962, 977; 36/3 B, 22 R, 24.5,
36/25 R, 28, 32 R, 34 R, 59 C, 67 A, 103
CPC A43B 13/00; A43B 13/02; A43B 13/023;
A43B 13/026; A43B 13/04; A43B 13/08;
A43B 13/10; A43B 13/12; A43B 13/14;
A43B 13/141; A43B 13/143; A43B
13/16; A43B 13/18; A43B 13/181; A43B
13/187; A43B 13/189; A43B 13/20; A43B
13/22; A43B 13/223; A43B 13/24; A43B
13/28; A43B 13/30; A43B 13/32; A43B
13/34; A43B 13/36

See application file for complete search history.

(56) **References Cited**

U.S. PATENT DOCUMENTS

D278,383 S *	4/1985	Michaeli	D2/955
D405,595 S *	2/1999	Kayano	D2/951
D519,265 S *	4/2006	Gerber	D2/954
D539,516 S *	4/2007	McClaskie	D2/951
D596,383 S *	7/2009	Morris	D2/907
7,827,705 B2 *	11/2010	Baucom	A43B 13/026 36/134
D651,788 S *	1/2012	Raysse	D2/951
D652,614 S *	1/2012	Raysse	A43B 13/026 D2/951
D680,312 S *	4/2013	Raysse	D2/951

* cited by examiner

Primary Examiner — T Chase Nelson

(74) *Attorney, Agent, or Firm* — Justin Lampel

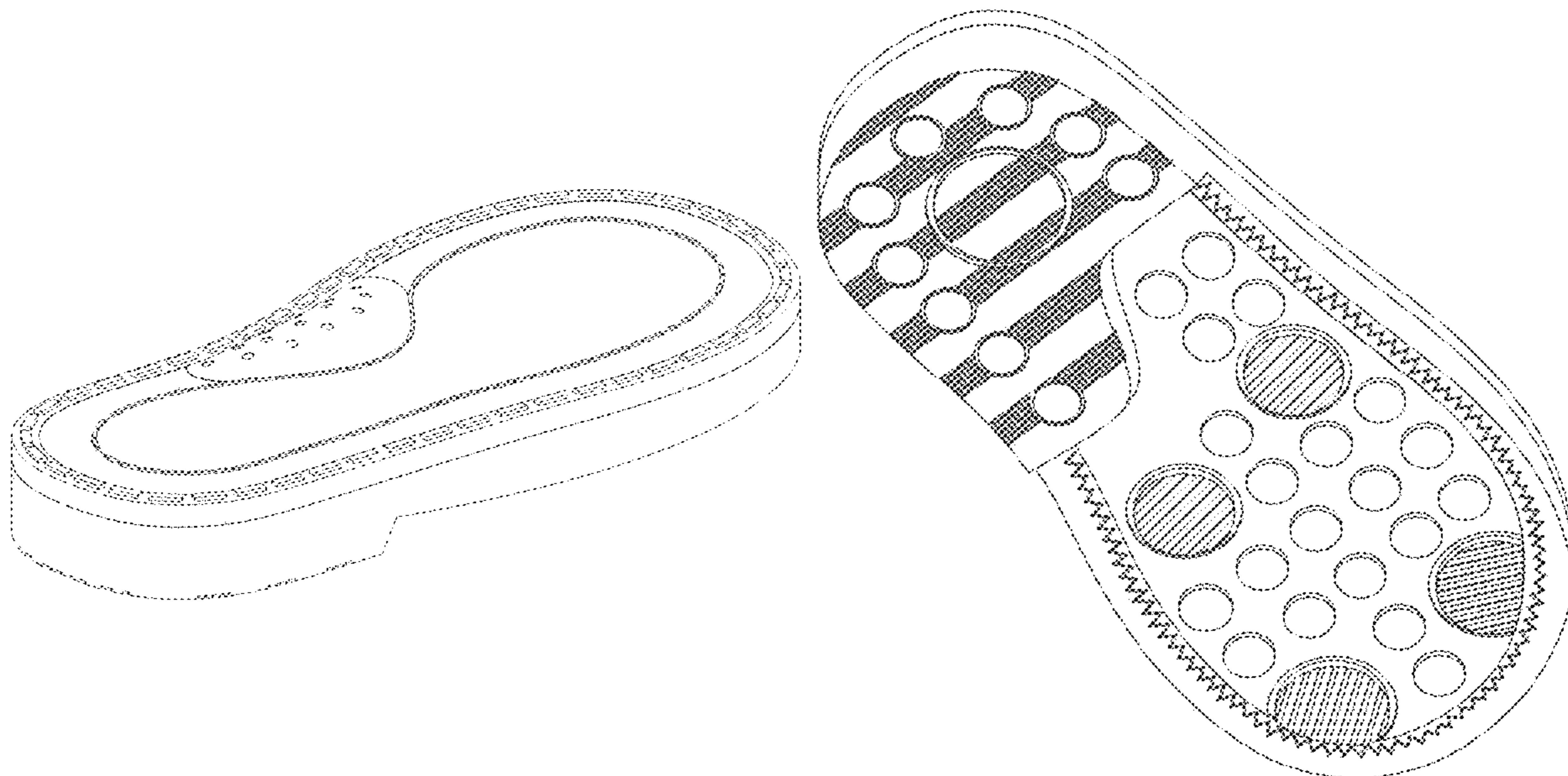
(57) **CLAIM**

The ornamental design for an outsole with foot arch support pad, as shown and described.

DESCRIPTION

FIG. 1 is a perspective view of an outsole with foot arch support pad showing my new design;
FIG. 2 is a perspective view of the outsole with foot arch support pad thereof;
FIG. 3 is an enlarged front side view thereof;
FIG. 4 is an enlarged rear side view thereof;
FIG. 5 is a right side view thereof;
FIG. 6 is a left side view thereof;
FIG. 7 is a bottom plan view thereof; and,
FIG. 8 is a top plan view thereof.

1 Claim, 8 Drawing Sheets



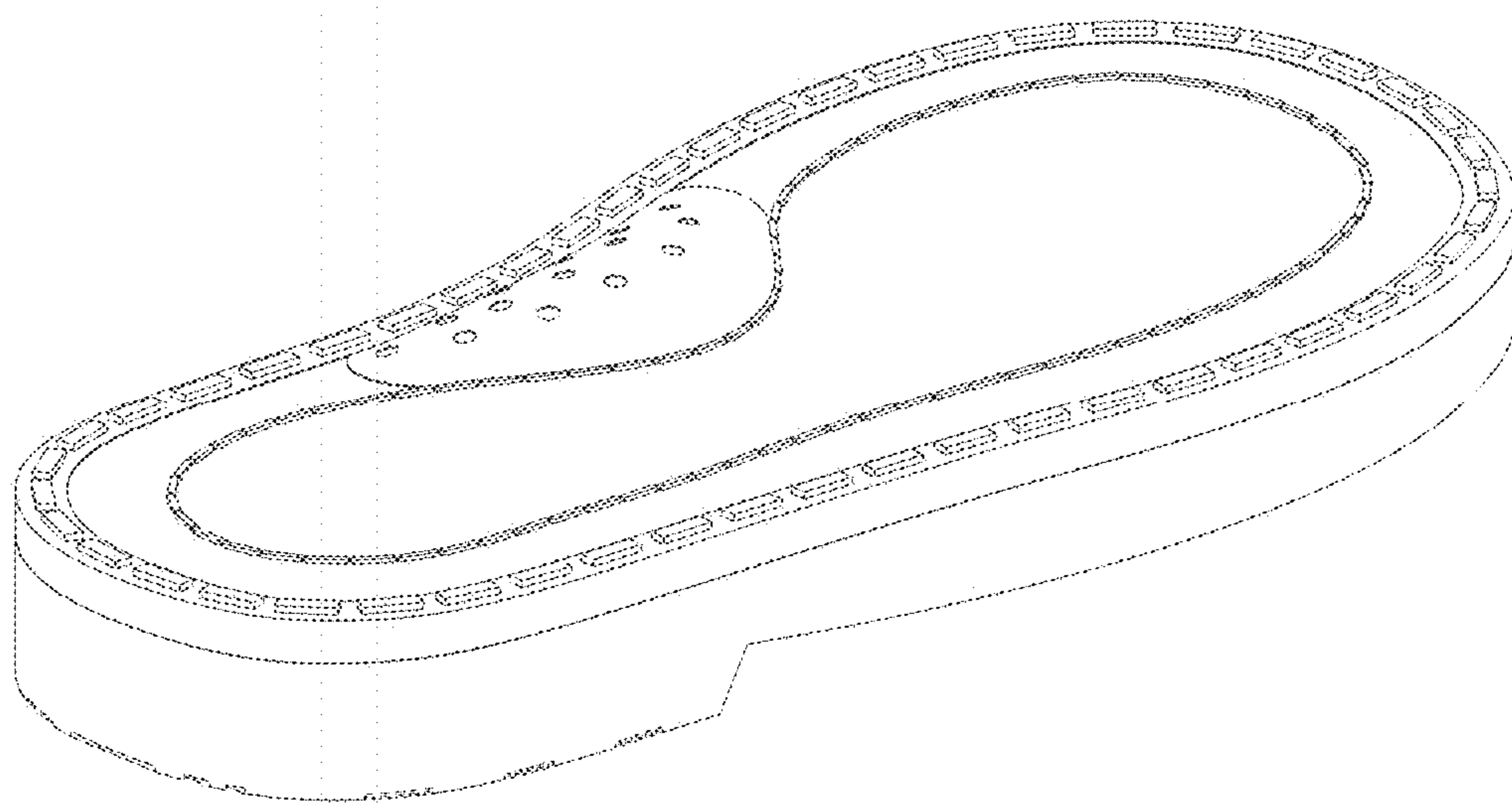


FIG. 1

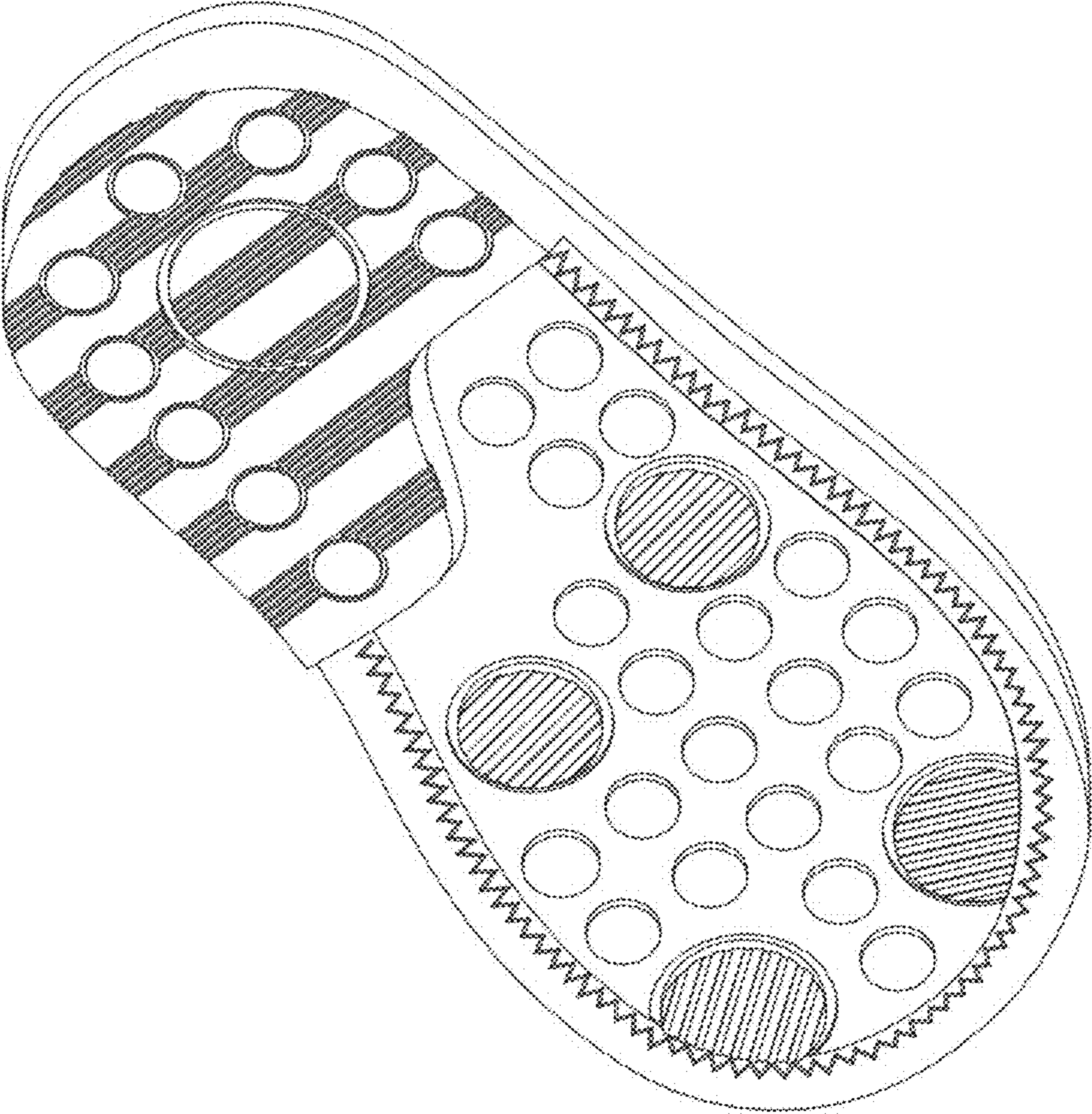


FIG. 2

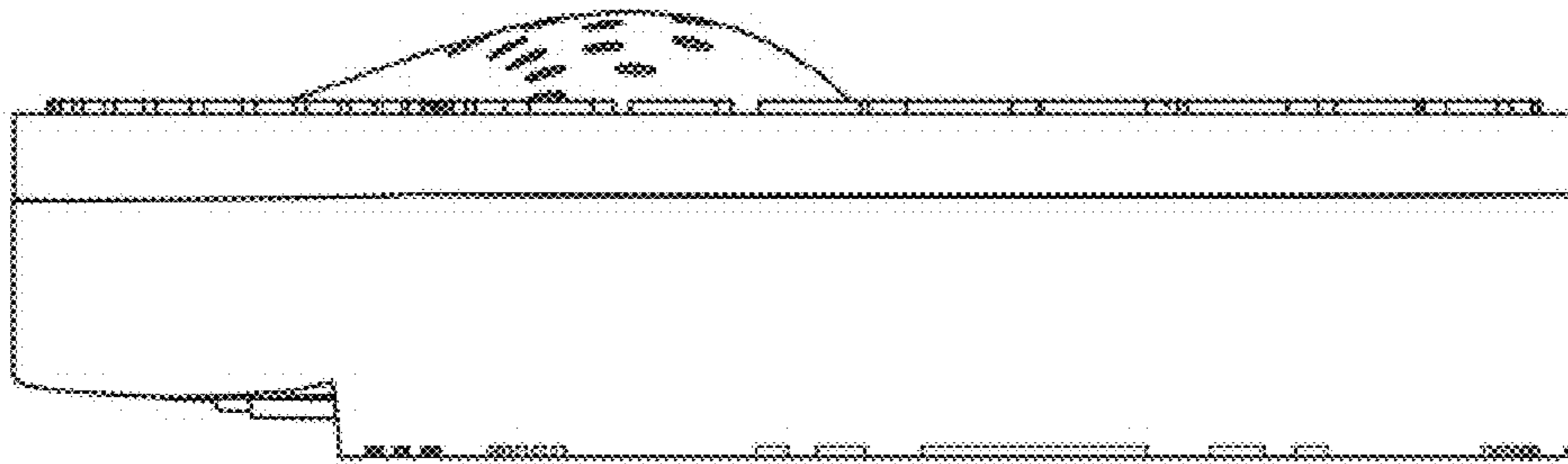


FIG. 3




FIG. 4




FIG. 5




FIG. 6

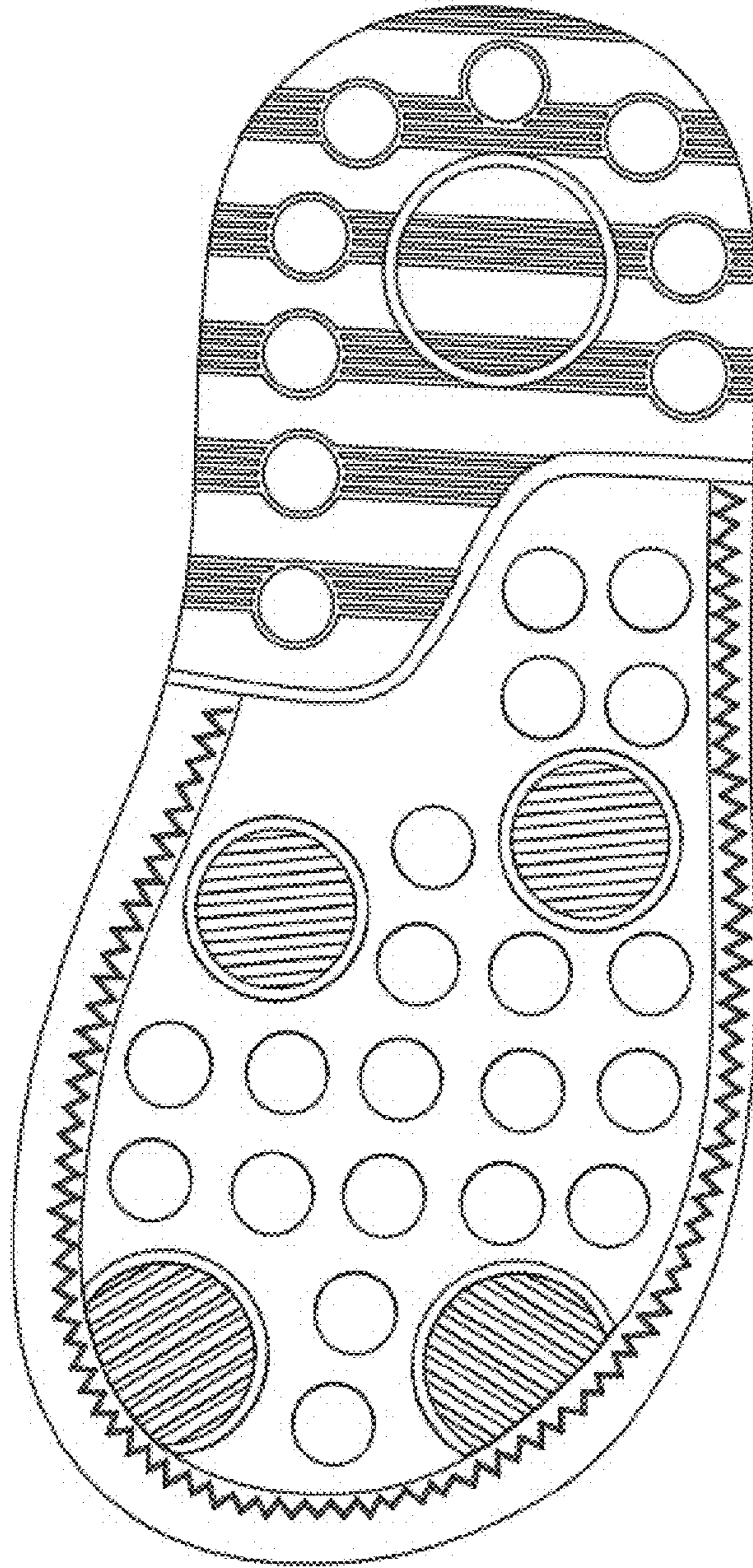


FIG. 7

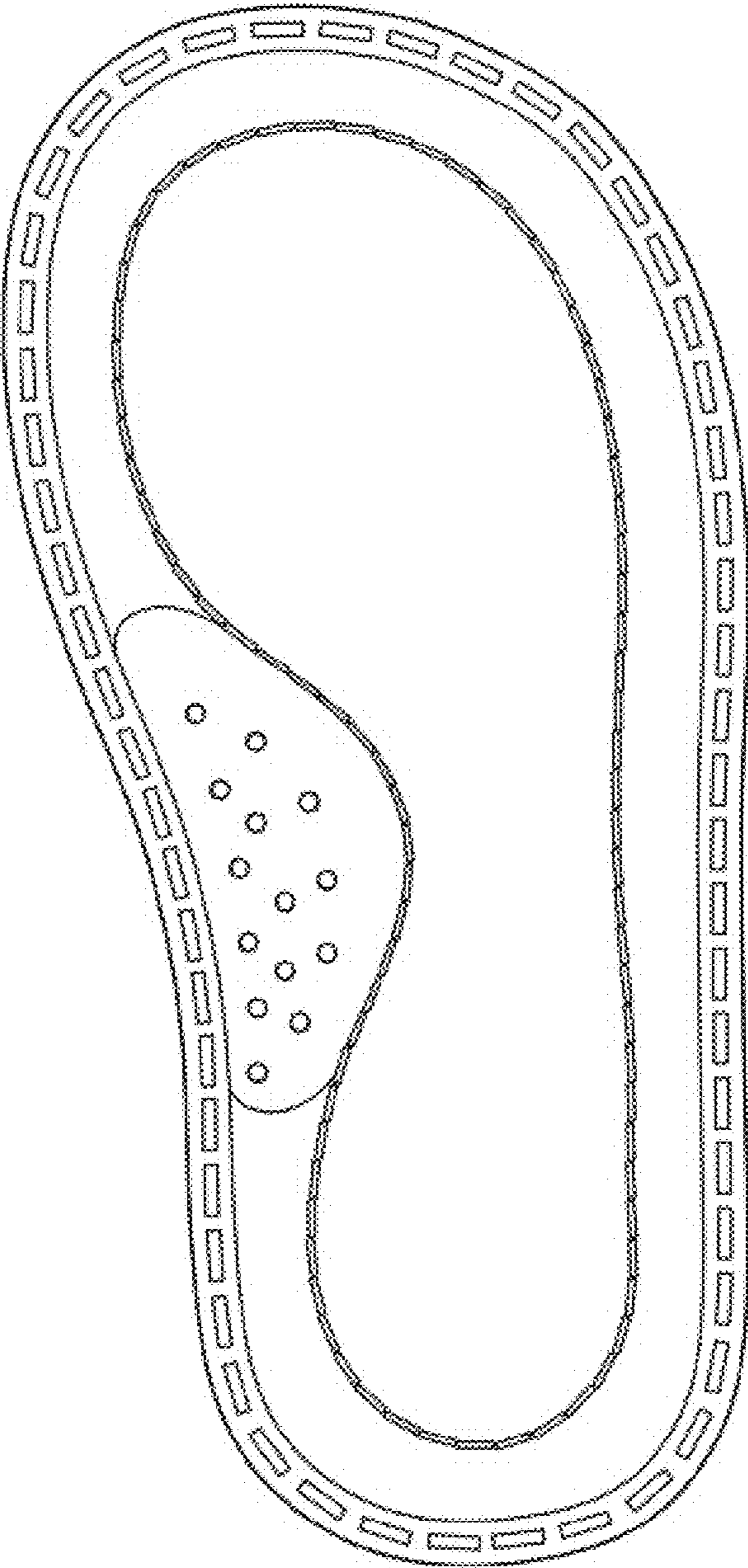


FIG. 8